


**HOVEDKATALOG
MAIN CATALOGUE
HAUPTKATALOG**



PRODUKTOVERSIGT MANUFACTURING RANGE PRODUKTÜBERSICHT



A1 Kileremskiver for Taper Bøsninger
V-belt pulleys for Taper Bushes
Keilriemenscheiben für Taper Buchsen


A2 Kileremskiver - uboret
V-belt pulleys - with solid hub
Keilriemenscheiben - ungebohrt

A3 Kileremskiver - variable
V-belt pulleys - variable pitch diameter
Keilriemenscheiben - verstellbar

A4 Fladremskiver for Taper Bøsninger
Flat belt pulleys for Taper Bushes
Flachriemenscheiben für Taper Buchsen

A5 Svejsenav, boltenav og adapterer
Weld-on-hubs, bolt-on-hubs and adaptors
Einschweissnaben, Anschraubnaben und
Zwischenhülsen

A6 Taper Bøsninger fra 1008 til 5050
Taper Bushes from 1008 to 5050
Taper Buchsen von 1008 bis 5050



B1 Tandremskiver for Taper Bøsninger
Timing Belt Pulleys for Taper Bushes
Zahnriemenscheiben für Taper Buchsen

B2 Tandremskiver - forboret
Timing Belt Pulleys - pilot bored
Zahnriemenscheiben - vorgebohrt

B3 Tandstænger/Remspændeplader/Flanger
Timing Bars/Clamping Belt Plates/Flanges
Zahnstangen/Klemmplatten/Bordscheiben

C1 Fleksible akselkoblinger/Højelastiske dækkoblinger
Flexible Shaft Couplings/Highly Elastic Tyre Couplings
Elastische Wellenkupplungen/Hochelastische Reifenkupplungen

D1 Kædehjul for Taper Bøsninger
Sprockets for Taper Bushes
Kettenräder für Taper Buchsen

D2 Nav- og pladekædehjul
Sprockets and plate wheels
Kettenräder und Kettenradscheiben

D3 Bæltehjul
Sprockets for flat top conveyor chains
Scharnierbandkettenräder

D4 Justerbare motorslæder
Adjustable motor mountings
Verstellbare Motorschlitten





PARAT TIL FREMTIDENS UDFORDRINGER

IPL-Transmission er i dag Europas største producent af åbne transmissionselementer. Gennem finansiell styrke og et højteknologisk produktionsskapparat med 50 CNC-styrede maskiner er IPL godt rustet til fremtidens produkt- og konkurrencemæssige udfordringer.

260 kompetente teknikere og fagfolk sikrer døgndrift i de mere end 24.000 kvm store produktionslokaler.

Der eksporteres til alle kontinenter. IPLs produkter er overalt kendetegnet ved en meget høj og ensartet kvalitet.

IPL er et familieejet selskab med en handlekraftig organisation, der hurtigt tilpasser sig løbende ændringer af produktbehov og markedsvilkår.



READY FOR THE DEMANDS OF THE FUTURE

IPL-Transmission is now Europe's largest manufacturer of open transmission elements. Financial strength coupled with high-technology production equipment including 50 CNC-controlled machines make IPL well-equipped to meet the demands of future manufacturing and competition.

Two hundred and sixty skilled technicians and professional employees ensure 24-hour operation in production areas of more than 24,000 square metres.

Exports are sent to all continents. IPL's products are universally distinguished by a very high and consistent quality.

IPL is a family-owned company with a vigorous organisation which quickly adapts to changes in product demand and market conditions.

BEREIT FÜR DIE HERAUSFOR- DERUNGEN DER ZUKUNFT

IPL ist heute Europas größter Produzent offener Transmissionselemente. Durch Finanzkraft und einen hochtechnologischen Produktionsapparat mit 50 CNC-gesteuerten Maschinen ist IPL optimal für die produktions- und wettbewerbsmäßigen Herausforderungen der Zukunft gerüstet.

260 kompetente Techniker und Fachleute sichern den 24-stündigen Betrieb in der mehr als 24.000 qm großen Produktionsstätte.

Es wird in alle Kontinente exportiert. IPL-Produkte zeichnen sich stets durch hohe und gleichbleibende Qualität aus.

IPL ist eine in Familienbesitz befindliche Gesellschaft mit einer modernen Organisation, die sich schnell den laufenden Änderungen und Herausforderungen des Marktes anpaßt.





INDHOLDSFORTEGNELSE

TABLE OF CONTENTS

INHALTSVERZEICHNIS

A	Gruppe / Group	Side/Page/Seite
A1:	<ul style="list-style-type: none"> ● Kileremskiver for Taper Bøsninger ● V-belt pulleys for Taper Bushes ● Keilriemenscheiben für Taper Buchsen 	1
A2:	<ul style="list-style-type: none"> ● Kileremskiver - uboret ● V-belt pulleys - with solid hub ● Keilriemenscheiben - ungebohrt 	17
A3:	<ul style="list-style-type: none"> ● Kileremskiver - variable ● V-belt pulleys - variable pitch diameter ● Keilriemenscheiben - verstellbar 	25
A4:	<ul style="list-style-type: none"> ● Fladremskiver for Taper Bøsninger ● Flat belt pulleys for Taper Bushes ● Flachriemenscheiben für Taper Buchsen 	27
A5:	<ul style="list-style-type: none"> ● Svejsenav, boltenav og adaptorer ● Weld-on-hubs, bolt-on-hubs and adaptors ● Einschweissnaben, Anschraubnaben und Zwischenhülsen 	31
A6:	<ul style="list-style-type: none"> ● Taper Bøsninger fra 1008 til 5050 ● Taper Bushes from 1008 to 5050 ● Taper Buchsen von 1008 bis 5050 	35
B	Gruppe / Group	
B1:	<ul style="list-style-type: none"> ● Tandremskiver for Taper Bøsninger ● Timing Belt Pulleys for Taper Bushes ● Zahnriemenscheiben für Taper Buchsen 	39
B2:	<ul style="list-style-type: none"> ● Tandremskiver - forboret ● Timing Belt Pulleys - pilot bored ● Zahnriemenscheiben - vorgebohrt 	51
B3:	<ul style="list-style-type: none"> ● Tandstænger/Remspændeplader/Flanger ● Timing Bars/Clamping Belt Plates/Flanges ● Zahnstangen/Klemmplatten/Bordscheiben 	77
C	Gruppe / Group	
C1:	<ul style="list-style-type: none"> ● Fleksible akselkoblinger/Højelastiske dækkoblinger ● Flexible Shaft Couplings/Highly Elastic Tyre Couplings ● Elastische Wellenkupplungen/Hochelastische Reifenkupplungen 	83
D	Gruppe / Group	
D1:	<ul style="list-style-type: none"> ● Kædehjul for Taper Bøsninger ● Sprockets for Taper Bushes ● Kettenräder für Taper Buchsen 	97
D2:	<ul style="list-style-type: none"> ● Nav- og pladekædehjul ● Sprockets and plate wheels ● Kettenräder und Kettenradscheiben 	107
D3:	<ul style="list-style-type: none"> ● Bæltehjul ● Sprockets for flat top conveyor chains ● Scharnierbandkettenräder 	125
D4:	<ul style="list-style-type: none"> ● Justerbare motorslæder ● Adjustable motor mountings ● Verstellbare Motorschlitten 	129





KILEREMSKIVER FOR TAPER BØSNINGER

V-BELT PULLEYS FOR TAPER BUSHES

KEILRIEMENSCHLEIBEN FÜR TAPER BUCHSEN

Leveringsprogram	Side
Product Range	Page
Lieferprogramm	Seite
SPZ	3
SPA	6
SPB	9
SPC	13

**Mål og materialegivelser er med forbehold.
All dimensions and materials may be subject to change.
Mass- und Materialabweichungen vorbehalten.**

KILEREMSKIVER FOR TAPER BØSNINGER

V-BELT PULLEYS FOR TAPER BUSHES

KEILRIEMENSCHLEIBEN FÜR TAPER BUCHSEN

Kileremskiver efter ISO 4183 og DIN 2211.
Kileremskiver for smalkileremme samt klas-
siske remme.

$$B = E(n-1) + 2F$$

n=antal spor
Alle mål i mm.

Materiale: GG 20-25

Rundløbskast: DIN 2211 del I

Planløbskast: DIN 2211 del I

Overfladeruhed: ISO 254

Afbalancering: ISO 1940

Skiver med dm (middel diam.) >125 mm afbal-
anceres statistisk G 6,3.

Dog accepteres en restubalance på 2 g på
skivens dm (middel diam.).

Restubalancen er ≤100 g mm/kg ved 600
o./min. og 20 g mm/kg ved 3000 o./min.

Efter ordre leveres også dynamisk G 6,3.

The pulleys conform to ISO 4183 and DIN 2211.
Designed for use with both wedge (narrow) and
classical v-belts.

$$B = E(n-1) + 2F$$

n=No. og grooves
Dimensions in millimetres

Material: Fine grain cast-iron
grade 220-260

**Eccentricity of
O/D to bore** DIN 2211 part I

**Groove side
wobble tolerance:** DIN 2211 part I

Surface roughness: ISO 254

**Balance quality
grade:** ISO 1940

Pulleys with dm (pcd) >125 mm are statically
balanced to grade G 6,3.

A residual unbalance of 2 g on the pulley dm
(pcd) will be accepted.

The residual unbalance is ≤100 g mm/kg at
600 rev./min. and 20 g mm/kg at 3000 rev./min.
Dynamic balancing can be supplied to order.

Ausführung nach DIN 2211 und ISO 4183.
Rillenausführung für Keilriemen nach DIN
2215 und DIN 2216 sowohl für Schmalkeil-
riemen, FO-Z-Keilriemen und klassische Keil-
riemen.

$$B = E(n-1) + 2F$$

n=Rillenzahl
Masse in mm

Material: Hochwertiger Grauguss
GG 20 - GG 25

**Rundlauf-
Genauigkeit:** DIN 2211 Teil I

**Planlauf-
Genauigkeit:** DIN 2211 Teil I

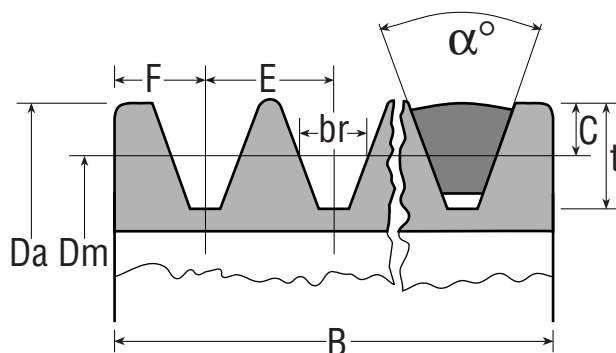
**Oberfläche
Rauheit:** ISO 254

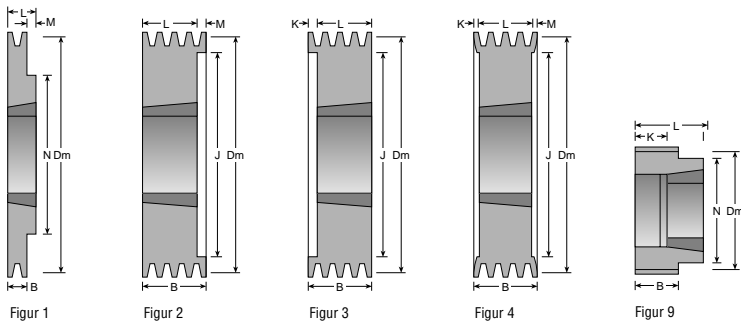
**Auswucht-
Gütestufe:** ISO 1940

Scheiben mit dm (dw) > 125 mm werden sta-
tisch ausgewuchtet, Gütestufe G 6,3, jedoch
wird eine Restunwucht auf 2 g am Scheiben
dm (dw) akzeptiert.

Die Restunwucht beträgt ≤100 g mm/kg bei
600 u./min. und 20 g mm/kg bei 3000 u./min.
Nach Vereinbarung in zwei Ebenen, Gütestufe
G 6,3.

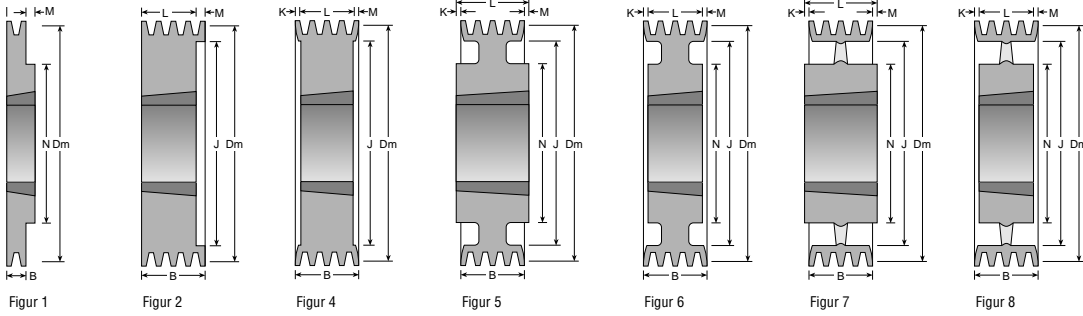
Profil	Dm	α°	br	E	F	C	t
SPZ	≤80	34	8,5	12,0	8,0	2,0	11,0
	>80	38					
SPA	≤118	34	11,0	15,0	10,0	2,8	13,8
	>118	38					
SPB	≤190	34	14,0	19,0	12,5	3,5	17,5
	>190	38					
SPC	≤315	34	19,0	25,5	17,0	4,8	23,8
	>315	38					



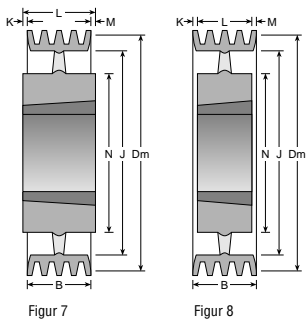


DM	Spor Rillen	Bøsn. nr. Buchse	Best. nr. Part No.	Max. udbor. Max. Bohr.	Fig.	B	J	K	L	M	N	Vægt Gewicht
50	1	1008	11305001	25	9	16	26	15	37	-	60	0,3
	2	1008	11305002	25	9	28	26	27	49	-	60	0,4
56	1	1008	11305601	25	9	16	30	15	37	-	60	0,4
	2	1108	11305602	28	9	28	30	27	49	-	60	0,5
60	1	1008	11306001	25	1	16	-	-	22	6	55	0,2
	2	1108	11306002	28	9	28	34	27	49	-	64	0,6
63	1	1108	11306301	28	1	16	-	-	22	6	60	0,2
	2	1108	11306302	28	3	28	37	6	22	-	-	0,3
	3	1108	11306303	28	3	40	37	18	22	-	-	0,4
67	1	1108	11306701	28	1	16	-	-	22	6	60	0,3
	2	1108	11306702	28	3	28	38	6	22	-	-	0,4
	3	1108	11306703	28	3	40	38	18	22	-	-	0,5
71	1	1108	11307101	28	1	16	-	-	22	6	60	0,3
	2	1108	11307102	28	3	28	42	6	22	-	-	0,4
	3	1108	11307103	28	3	40	42	18	22	-	-	0,6
75	1	1108	11307501	28	1	16	-	-	22	6	60	0,4
	2	1210	11307502	32	3	28	46	3	25	-	-	0,4
	3	1210	11307503	32	3	40	46	15	25	-	-	0,5
80	1	1210	11308001	32	1	16	-	-	26,5	10,5	75	0,5
	2	1210	11308002	32	3	28	51	3	25	-	-	0,6
	3	1210	11308003	32	3	40	51	15	25	-	-	0,7
	4	1210	11308004	32	3	52	51	27	25	-	-	0,8
85	1	1210	11308501	32	1	16	-	-	25	9	83	0,6
	2	1610	11308502	42	3	28	56	3	25	-	-	0,5
	3	1610	11308503	42	3	40	56	15	25	-	-	0,6
	4	1610	11308504	42	3	52	56	27	25	-	-	0,9
	5	1610	11308505	42	3	64	56	39	25	-	-	1,0
90	1	1210	11309001	32	1	16	-	-	26,5	10,5	83	0,7
	2	1610	11309002	42	3	28	61	3	25	-	-	0,7
	3	1610	11309003	42	3	40	61	15	25	-	-	0,8
	4	1610	11309004	42	3	52	61	27	25	-	-	1,0
	5	1610	11309005	42	3	64	61	39	25	-	-	1,2
95	1	1210	11309501	32	1	16	-	-	26,5	10,5	83	0,7
	2	1610	11309502	42	3	28	66	3	25	-	-	0,8
	3	1610	11309503	42	3	40	66	15	25	-	-	0,9
	4	1610	11309504	42	3	52	66	27	25	-	-	1,1
	5	1610	11309505	42	3	64	66	39	25	-	-	1,3
100	1	1210	11310001	32	1	16	-	-	25	9	83	0,8
	2	1610	11310002	42	3	28	71	3	25	-	-	0,9
	3	1610	11310003	42	3	40	71	15	25	-	-	1,1
	4	1610	11310004	42	3	52	71	27	25	-	-	1,1
	5	2012	11310005	50	3	64	71	32	32	-	-	1,3
	6	2012	11310006	50	3	76	71	44	32	-	-	1,4

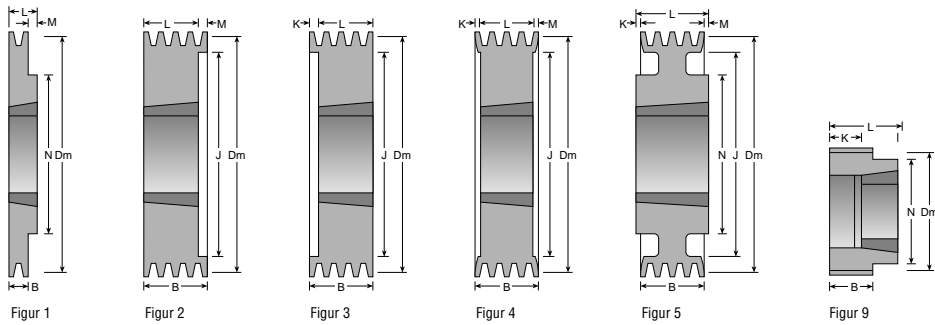
DM	Spor Rillen	Bøsn. nr. Buchse	Best. nr. Part No.	Max. udbor. Max. Bohr.	Fig.	B	J	K	L	M	N	Vægt Gewicht
106	1	1610	11310601	42	1	16	-	-	25	9	83	0,9
	2	1610	11310602	42	3	28	-	-	28	-	-	1,1
	3	1610	11310603	42	3	40	77	15	25	-	-	1,3
	4	1610	11310604	42	3	52	77	27	25	-	-	1,3
	5	2012	11310605	50	3	64	77	32	32	-	-	1,5
	6	2012	11310606	50	3	76	77	44	32	-	-	1,6
112	1	1610	11311201	42	1	16	-	-	25	9	92	1,0
	2	1610	11311202	42	3	28	83	3	25	-	-	1,3
	3	2012	11311203	50	3	40	83	8	32	-	-	1,3
	4	2012	11311204	50	3	52	83	20	32	-	-	1,5
	5	2012	11311205	50	3	64	83	32	32	-	-	1,8
	6	2012	11311206	50	3	76	83	44	32	-	-	1,9
118	1	1610	11311801	42	1	16	-	-	25	9	92	0,9
	2	1610	11311802	42	3	28	89	3	25	-	-	1,3
	3	2012	11311803	50	3	40	89	8	32	-	-	1,6
	4	2012	11311804	50	3	52	89	20	32	-	-	1,8
	5	2012	11311805	50	3	64	89	32	32	-	-	1,8
	6	2517	11311806	65	3	76	89	31	45	-	-	2,0
125	1	1610	11312501	42	1	16	-	-	25	9	92	1,0
	2	1610	11312502	42	3	28	96	3	25	-	-	1,4
	3	2012	11312503	50	2	40	96	-	32	8	-	1,8
	4	2012	11312504	50	2	52	96	-	32	20	-	2,2
	5	2012	11312505	50	3	64	96	32	32	-	-	2,3
	6	2517	11312506	65	3	76	96	31	45	-	-	2,5
132	1	1610	11313201	42	1	16	-	-	25	9	92	1,1
	2	1610	11313202	42	3	28	111	3	25	-	-	1,5
	3	2012	11313203	50	2	40	111	-	32	8	-	2,3
	4	2012	11313204	50	2	52	111	-	32	20	-	2,5
	5	2517	11313205	65	3	64	111	19	45	-	-	2,7
	6	2517	11313206	65	3	76	111	31	45	-	-	2,9
140	1	1610	11314001	42	1	16	-	-	25	9	92	1,2
	2	1610	11314002	42	2	28	111	-	25	3	-	1,7
	3	2012	11314003	50	2	40	111	-	32	8	-	2,6
	4	2012	11314004	50	2	52	111	-	32	20	-	2,9
	5	2517	11314005	65	2	64	111	-	45	19	-	3,2
	6	2517	11314006	65	2	76	111	-	45	31	-	3,5
	8	2517	11314008	65	4	100	111	27,5	45	27,5	-	4,0
	150	1	1610	11315001	42	1	16	-	-	25	9	92
2		2012	11315002	50	1	28	-	-	33,5	5,5	112	2,0
3		2012	11315003	50	2	40	121	-	32	8	-	3,1
4		2517	11315004	65	2	52	121	-	45	7	-	3,7
5		2517	11315005	65	2	64	121	-	45	19	-	4,0
6		2517	11315006	65	2	76	121	-	45	31	-	4,4
8		2517	11315008	65	4	100	121	27,5	45	27,5	-	5,1



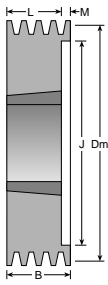
DM	Rillen	Spør Groove	Bøsn. nr. Bush No.	Best. nr. Part No.	Max. udbor. Max. Bore	Fig.	B	J	K	L	M	N	Vægt Weight	DM	Rillen	Spør Groove	Bøsn. nr. Bush No.	Best. nr. Part No.	Max. udbor. Max. Bore	Fig.	B	J	K	L	M	N	Vægt Weight
160	1	1610	11316001	42	1	16	-	-	25	9	92	1,3	250	1	2012	11325001	50	7	16	221	8	32	8	112	2,8		
	2	2012	11316002	50	1	28	-	-	32	4	112	2,5		2	2012	11325002	50	7	28	221	2	32	2	112	3,5		
	3	2012	11316003	50	2	40	131	-	32	8	-	3,6		3	2012	11325003	50	8	40	221	4	32	4	112	4,3		
	4	2517	11316004	65	2	52	131	-	45	7	-	4,4		4	2517	11325004	65	8	52	221	3,5	45	3,5	124	5,7		
	5	2517	11316005	65	2	64	131	-	45	19	-	4,8		5	2517	11325005	65	8	64	221	9,5	45	9,5	124	6,4		
	6	2517	11316006	65	2	76	131	-	45	31	-	5,2		6	2517	11325006	65	8	76	221	15,5	45	15,5	124	7,0		
	8	2517	11316008	65	4	100	131	27,5	45	27,5	-	5,6		8	3020	11325008	75	8	100	221	24,5	51	24,5	145	10,5		
	170	1	1610	11317001	42	1	16	-	-	25	9	92		1,5	280	1	2012	11328001	50	7	16	251	8	32	8	112	2,9
2		2012	11317002	50	1	28	-	-	32	4	112	2,5	2	2012		11328002	50	7	28	251	2	32	2	112	4,0		
3		2012	11317003	50	6	40	141	-	32	8	112	4,2	3	2517		11328003	65	7	40	251	2,5	45	2,5	124	5,3		
4		2517	11317004	65	2	52	141	-	45	7	-	5,3	4	2517		11328004	65	8	52	251	3,5	45	3,5	124	6,4		
5		2517	11317005	65	2	64	141	-	45	19	-	5,9	5	2517		11328005	65	8	64	251	9,5	45	9,5	124	7,1		
6		2517	11317006	65	2	76	141	-	45	31	-	6,5	6	2517		11328006	65	8	76	251	15,5	45	15,5	124	7,8		
8		2517	11317007	65	4	100	141	27,5	45	27,5	-	6,8	8	3020		11328008	75	8	100	251	24,5	51	24,5	145	10,8		
180		1	1610	11318001	42	1	16	-	-	25	9	92	1,6	315		1	2012	11331501	50	7	16	286	8	32	8	112	3,1
	2	2012	11318002	50	1	28	-	-	32	4	112	2,5	2		2012	11331502	50	7	28	286	2	32	2	112	4,2		
	3	2012	11318003	50	6	40	151	-	32	8	112	4,8	3		2517	11331503	65	7	40	286	2,5	45	2,5	124	6,1		
	4	2517	11318004	65	6	52	151	-	45	7	124	6,1	4		2517	11331504	65	8	52	286	3,5	45	3,5	124	7,6		
	5	2517	11318005	65	6	64	151	-	45	19	124	6,3	5		2517	11331505	65	8	64	286	9,5	45	9,5	124	8,6		
	6	2517	11318006	65	6	76	151	-	45	31	124	6,8	6		2517	11331506	65	8	76	286	15,5	45	15,5	124	9,3		
	8	3020	11318008	75	4	100	151	24,5	51	24,5	-	7,1	8		3020	11331508	75	8	100	286	24,5	51	24,5	145	12,9		
	190	1	1610	11319001	42	1	16	-	-	25	9	92	1,8		355	1	2012	11335501	50	7	16	326	8	32	8	112	3,5
2		2012	11319002	50	1	28	-	-	32	4	112	2,6	2	2012		11335502	50	7	28	326	2	32	2	112	5,1		
3		2012	11319003	50	6	40	161	-	32	8	112	4,9	3	2517		11335503	65	7	40	326	2,5	45	2,5	124	7,3		
4		2517	11319004	65	6	52	161	-	45	7	124	5,3	4	2517		11335504	65	8	52	326	3,5	45	3,5	124	8,9		
5		2517	11319005	65	6	64	161	-	45	19	124	6,3	5	2517		11335505	65	8	64	326	9,5	45	9,5	124	10,0		
6		2517	11319006	65	6	76	161	-	45	31	124	6,9	6	2517		11335506	65	8	76	326	15,5	45	15,5	124	10,7		
8		3020	11319008	75	4	100	161	24,5	51	24,5	-	8,2	8	3030		11335508	75	8	100	326	12	76	12	145	16,0		
200		1	2012	11320001	50	1	16	-	-	32	16	112	2,3	400		1	2012	11340001	50	7	16	371	8	32	8	112	6,0
	2	2012	11320002	50	1	28	-	-	32	4	112	2,8	2		2517	11340002	65	7	28	371	8,5	45	8,5	124	6,3		
	3	2012	11320003	50	6	40	171	-	32	8	112	3,5	3		2517	11340003	65	7	40	371	2,5	45	2,5	124	8,0		
	4	2517	11320004	65	6	52	171	3,5	45	3,5	124	4,7	4		2517	11340004	65	8	52	371	3,5	45	3,5	124	10,1		
	5	2517	11320005	65	6	64	171	9,5	45	9,5	124	5,5	5		3020	11340005	75	8	64	371	6,5	51	6,5	145	11,7		
	6	2517	11320006	65	6	76	171	15,5	45	15,5	124	6,1	6		3020	11340006	75	8	76	371	12,5	51	12,5	145	14,5		
	8	3020	11320008	75	4	100	171	24,5	51	24,5	-	9,3	8		3030	11340008	75	8	100	371	12	76	12	145	18,2		
	224	1	2012	11322401	50	5	16	195	8	32	8	112	2,5		450	1	2517	11345001	65	7	16	424	14,5	45	14,5	120	6,1
2		2012	11322402	50	5	28	195	2	32	2	112	3,2	2	2517		11345002	65	7	28	424	8,5	45	8,5	120	8,2		
3		2012	11322403	50	6	40	195	4	32	4	112	3,9	3	2517		11345003	65	7	40	424	2,5	45	2,5	120	9,8		
4		2517	11322404	65	6	52	195	3,5	45	3,5	124	5,2	4	3020		11345004	75	8	52	424	0,5	51	0,5	145	11,8		
5		2517	11322405	65	6	64	195	9,5	45	9,5	124	6,0	5	3020		11345005	75	8	64	424	6,5	51	6,5	145	13,9		
6		2517	11322406	65	6	76	195	15,5	45	15,5	124	6,6	6	3030		11345006	75	8	76	424	-	76	-	145	16,9		
8		3020	11322408	75	4	100	195	24,5	51	24,5	-	11,8	8	3535		11345008	90	8	100	424	5,5	89	5,5	178	24,0		



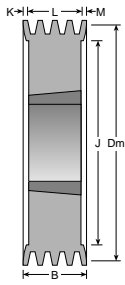
DM	Rillen	Bøsn. nr. Buchse	Best. nr. Part No.	Max. udbor. Max. Bore	Fig.	B	J	K	L	M	N	Vægt Weight Gewicht
500	1	2517	11350001	65	7	16	471	14,5	45	14,5	124	6,7
	2	2517	11350002	65	7	28	471	8,5	45	8,5	124	9,1
	3	2517	11350003	65	7	40	471	2,5	45	2,5	124	11,4
	4	3020	11350004	75	8	52	471	0,5	51	0,5	159	14,3
	5	3020	11350005	75	8	64	471	6,5	51	6,5	145	17,6
	6	3020	11350006	75	8	76	471	12,5	51	12,5	145	19,9
	8	3535	11350008	90	8	100	471	5,5	89	5,5	178	26,0
	630	2	2517	11363002	65	7	28	601	8,5	45	8,5	124
3		2517	11363003	65	7	40	601	2,5	45	2,5	124	15,9
4		3020	11363004	75	8	52	601	0,5	51	0,5	145	20,0
5		3020	11363005	75	8	64	601	6,5	51	6,5	145	22,7
6		3525	11363006S	90	8	76	601	5,5	65	5,5	178	30,9
6		3535	11363006	90	7	76	601	6,5	89	6,5	178	33,6
8		3535	11363008	90	8	100	601	5,5	89	5,5	178	35,8



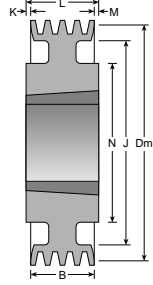
DM	Spor Groove Rillen	Bøsn. nr. Bush No. Buchse	Best. nr. Part No. Best. Nr.	Max. udbor. Max. Bore Max. Bohr. Fig.	B	J	K	L	M	N	Vægt Weight Gewicht	DM	Spor Groove Rillen	Bøsn. nr. Bush No. Buchse	Best. nr. Part No. Best. Nr.	Max. udbor. Max. Bore Max. Bohr. Fig.	B	J	K	L	M	N	Vægt Weight Gewicht		
63	1	1108	11006301	28	9	20	31	18	40	-	68,5	0,6	118	1	1610	11011801	42	1	20	-	-	25	5	85	1,2
	2	1108	11006302	28	9	35	31	33	55	-	68,5	0,8		2	1610	11011802	42	3	35	84	10	25	-	-	1,4
67	1	1108	11006701	28	1	20	-	-	22	2	60	0,3	3	2012	11011803	50	2	50	84	-	32	18	-	1,8	
	2	1108	11006702	28	3	35	35	13	22	-	-	0,5	4	2012	11011804	50	2	65	84	-	32	33	-	2,0	
71	1	1108	11007101	28	1	20	-	-	22	2	60	0,3	5	2012	11011805	50	2	80	84	-	32	48	-	2,4	
	2	1108	11007102	28	3	35	39	13	22	-	-	0,5	6	2012	11011806	50	3	95	84	63	32	-	-	2,7	
	3	1108	11007103	28	3	50	39	28	22	-	-	0,7	125	1	1610	11012501	42	1	20	-	-	25	5	92	1,4
75	1	1108	11007501	28	1	20	-	-	22	2	60	0,4		2	1610	11012502	42	2	35	90	-	25	10	-	1,7
	2	1108	11007502	28	3	35	43	13	22	-	-	0,6		3	2012	11012503	50	2	50	90	-	32	18	-	2,0
	3	1108	11007503	28	3	50	43	28	22	-	-	0,8	4	2012	11012504	50	2	65	90	-	32	33	-	2,5	
80	1	1210	11008001	32	1	20	-	-	25	5	80	0,5	5	2012	11012505	50	2	80	90	-	32	48	-	2,7	
	2	1210	11008002	32	3	35	50	10	25	-	-	0,6	6	2012	11012506	50	4	95	90	31,5	32	31,5	-	3,0	
	3	1210	11008002	32	3	50	50	25	25	-	-	0,9	132	1	1610	11013201	42	1	20	-	-	26,5	6,5	92	1,6
85	1	1210	11008501	32	1	20	-	-	25	5	80	0,6		2	2012	11013202	50	2	35	98	-	32	3	-	1,8
	2	1210	11008502	32	3	35	55	10	25	-	-	0,7		3	2012	11013203	50	2	50	98	-	32	18	-	2,3
	3	1210	11008503	32	3	50	55	25	25	-	-	1,0	4	2517	11013204	65	2	65	98	-	45	20	-	2,6	
90	1	1210	11009001	32	1	20	-	-	25	5	80	0,7	5	2517	11013205	65	2	80	98	-	45	35	-	2,9	
	2	1610	11009002	42	3	35	60	10	25	-	-	0,7	6	2517	11013206	65	4	95	98	25	45	25	-	3,3	
	3	1610	11009003	42	3	50	60	23,5	26,5	-	-	1,0	140	1	1610	11014001	42	1	20	-	-	25	5	92	1,8
	4	1610	11009004	42	3	65	60	40	25	-	-	1,2		2	2012	11014002	50	2	35	105	-	32	3	-	2,0
95	1	1210	11009501	32	1	20	-	-	25	5	80	0,8		3	2517	11014003	65	2	50	105	-	45	5	-	2,8
	2	1610	11009502	42	3	35	65	10	25	-	-	0,9		4	2517	11014004	65	2	65	105	-	45	20	-	3,1
	3	1610	11009503	42	3	50	65	23,5	26,5	-	-	1,1	5	2517	11014005	65	2	80	105	-	45	35	-	3,4	
	4	1610	11009504	42	3	65	65	40	25	-	-	1,4	6	2517	11014006	65	4	95	105	25	45	25	-	3,8	
100	1	1610	11010001	42	1	20	-	-	25	5	92	0,8	150	1	1610	11015001	42	1	20	-	-	25	5	92	1,4
	2	1610	11010002	42	3	35	65	10	25	-	-	0,9		2	2012	11015002	50	2	35	115	-	32	3	-	2,4
	3	1610	11010003	42	2	50	65	-	25	25	-	1,2		3	2517	11015003	65	2	50	115	-	45	5	-	3,5
	4	1610	11010004	42	2	65	65	-	25	40	-	1,7		4	2517	11015004	65	2	65	115	-	45	20	-	3,8
	5	1610	11010005	42	3	80	65	55	25	-	-	1,9		5	2517	11015005	65	2	80	115	-	45	35	-	4,2
	6	1610	11010006	42	4	95	65	30	25	40	-	2,3		6	2517	11015006	65	4	95	115	25	45	25	-	4,8
106	1	1610	11010601	42	1	20	-	-	25	5	92	0,9	160	1	1610	11016001	42	5	20	125	-	25	5	92	1,9
	2	1610	11010602	42	3	35	70	10	25	-	-	1,1		2	2012	11016002	50	2	35	125	-	32	3	-	2,9
	3	1610	11010603	42	2	50	70	-	25	25	-	1,4		3	2517	11016003	65	2	50	125	-	45	5	-	3,9
	4	2012	11010604	50	3	65	70	33	32	-	-	2,0		4	2517	11016004	65	2	65	125	-	45	20	-	4,4
	5	2012	11010605	50	3	80	70	48	32	-	-	2,0		5	2517	11016005	65	2	80	125	-	45	35	-	5,1
	6	2012	11010606	50	3	95	70	63	32	-	-	2,4		6	2517	11016006	65	4	95	125	25	45	25	-	5,8
112	1	1610	11011201	42	1	20	-	-	25	5	92	1,0	170	1	1610	11017001	42	5	20	135	-	25	5	92	2,0
	2	1610	11011202	42	3	35	77	10	25	-	-	1,2		2	2012	11017002	50	2	35	135	-	32	3	-	3,1
	3	2012	11011203	50	3	50	77	18	32	-	-	1,3		3	2517	11017003	65	2	50	135	-	45	5	-	4,6
	4	2012	11011204	50	3	65	77	33	32	-	-	1,9		4	2517	11017004	65	2	65	135	-	45	20	-	5,5
	5	2012	11011205	50	3	80	77	48	32	-	-	2,1		5	3020	11017005	75	2	80	135	-	51	29	-	5,9
	6	2012	11011206	50	3	95	77	63	32	-	-	2,4		6	3020	11017006	75	4	95	135	22	51	22	-	6,5



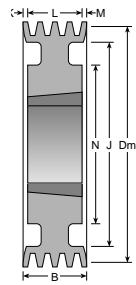
Figur 2



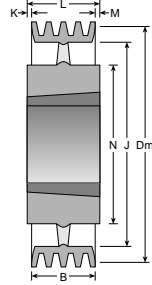
Figur 4



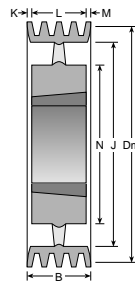
Figur 5



Figur 6

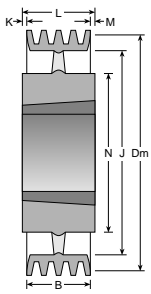


Figur 7

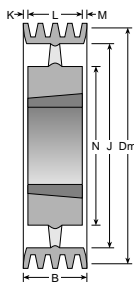


Figur 8

Spør Groove DM	Bøsn.nr. Rillen	Best.n.r. Buchse	Max. udbor. Max. Bore Best. Nr.	Max. Bohr. Fig.	B	J	K	L	M	N	Vægt Gewicht	Spør Groove DM	Bøsn.nr. Rillen	Best.n.r. Buchse	Max. udbor. Max. Bore Best. Nr.	Max. Bohr. Fig.	B	J	K	L	M	N	Vægt Gewicht		
180	1	1610	11018001	42	5	20	145	-	25	5	92	2,1	265	1	2012	11026501	50	7	20	230	-	32	12	112	3,1
	2	2012	11018002	50	6	35	145	-	32	3	110	3,4		2	2517	11026502	65	7	35	230	-	45	10	124	5,1
	3	2517	11018003	65	2	50	145	-	45	5	-	5,1		3	2517	11026503	65	6	50	230	2,5	45	2,5	159	6,3
	4	2517	11018004	65	2	65	145	-	45	20	-	5,9		4	3020	11026504	75	6	65	230	7	51	7	159	8,4
	5	3020	11018005	75	2	80	145	-	51	29	-	6,2		5	3020	11026505	75	6	80	230	14,5	51	14,5	159	9,5
	6	3020	11018006	75	4	95	145	22	51	22	-	6,7		6	3020	11026506	75	6	95	230	22	51	22	159	10,5
190	1	1610	11019001	42	5	20	155	-	25	5	92	2,3	280	1	2012	11028001	50	7	20	248	-	32	12	112	3,3
	2	2012	11019002	55	6	35	155	-	32	3	110	3,8		2	2517	11028002	65	7	35	248	-	45	10	124	5,4
	3	2517	11019003	65	2	50	155	-	45	5	-	5,4		3	2517	11028003	65	6	50	248	2,5	45	2,5	159	6,7
	4	2517	11019004	65	2	65	155	-	45	20	-	6,8		4	3020	11028004	75	6	65	248	7	51	7	159	8,8
	5	3020	11019005	75	2	80	155	-	51	29	-	7,4		5	3525	11028005S	90	6	80	248	7,5	65	7,5	178	12,8
	6	3020	11019006	75	4	95	155	22	51	22	-	8,1		6	3535	11028005	90	5	80	248	4,5	89	4,5	178	15,5
200	1	2012	11020001	50	5	20	165	-	32	12	112	2,6	300	1	2012	11030001	50	7	20	265	-	32	12	112	3,5
	2	2517	11020002	65	5	35	165	-	45	10	124	4,1		2	2517	11030002	65	7	35	265	-	45	10	124	5,8
	3	2517	11020003	65	6	50	165	-	45	5	124	4,9		3	3020	11030003	75	5	50	265	0,5	51	0,5	159	7,4
	4	3020	11020004	75	2	65	165	-	51	14	-	7,4		4	3020	11030004	75	6	65	265	7	51	7	159	9,3
	5	3020	11020005	75	4	80	165	14,5	51	14,5	-	8,4		5	3525	11030005S	90	6	80	265	7,5	65	7,5	178	13,5
	6	3020	11020006	75	4	95	165	22	51	22	-	9,4		6	3535	11030005	90	5	80	265	4,5	89	4,5	178	16,2
212	1	2012	11021201	50	5	20	177	-	32	12	112	2,7	315	1	2012	11031501	50	7	20	280	-	32	12	112	3,6
	2	2517	11021202	65	5	35	177	-	45	10	124	4,3		2	2517	11031502	65	7	35	280	-	45	10	124	6,0
	3	2517	11021203	65	6	50	177	-	45	5	124	5,2		3	3020	11031503	75	5	50	280	0,5	51	0,5	159	8,3
	4	3020	11021204	75	2	65	177	-	51	14	-	7,3		4	3020	11031504	75	6	65	280	7	51	7	159	9,7
	5	3020	11021205	75	2	80	177	-	51	29	-	8,2		5	3525	11031505S	90	6	80	280	7,5	65	7,5	178	14,3
	6	3020	11021206	75	4	95	177	22	51	22	-	9,2		6	3535	11031505	90	5	80	280	4,5	89	4,5	178	17,0
224	1	2012	11022401	50	7	20	189	-	32	12	112	2,7	355	1	2012	11035501	50	7	20	320	-	32	12	112	4,2
	2	2517	11022402	65	5	35	189	-	45	10	124	4,4		2	2517	11035502	65	7	35	320	-	45	10	124	6,7
	3	2517	11022403	65	6	50	189	2,5	45	2,5	124	5,5		3	3020	11035503	75	7	50	320	0,5	51	0,5	159	9,2
	4	3020	11022404	75	2	65	189	-	52,5	12,5	-	7,4		4	3020	11035504	75	8	65	320	7	51	7	159	11,0
	5	3020	11022405	75	2	80	189	-	52,5	27,5	-	8,3		5	3525	11035505S	90	8	80	320	7,5	65	7,5	178	15,9
	6	3020	11022406	75	4	95	189	22	51	22	-	9,4		6	3535	11035505	90	7	80	320	4,5	89	4,5	178	18,6
236	1	2012	11023601	50	7	20	201	-	32	12	112	2,8	400	1	2012	11040001	50	7	20	365	-	32	12	112	4,9
	2	2517	11023602	65	5	35	201	-	45	10	124	4,6		2	2517	11040002	65	7	35	365	-	45	10	124	8,1
	3	2517	11023603	65	6	50	201	2,5	45	2,5	124	5,7		3	3020	11040003	75	7	50	365	0,5	51	0,5	159	11,0
	4	3020	11023604	75	2	65	201	-	52,5	12,5	-	7,8		4	3020	11040004	75	8	65	365	7	51	7	159	12,8
	5	3020	11023605	75	2	80	201	-	52,5	27,5	-	8,7		5	3525	11040005S	90	8	80	365	7,5	65	7,5	178	18,3
	6	3020	11023606	75	4	95	201	22	51	22	-	9,7		6	3535	11040005	90	7	80	365	4,5	89	4,5	178	21,0
250	1	2012	11025001	50	7	20	215	-	32	12	112	2,9	400	2	2517	11040002	65	7	35	365	-	45	10	124	8,1
	2	2517	11025002	65	7	35	215	-	45	10	124	4,8		3	3020	11040003	75	7	50	365	0,5	51	0,5	159	11,0
	3	2517	11025003	65	6	50	215	2,5	45	2,5	124	5,9		4	3020	11040004	75	8	65	365	7	51	7	159	12,8
	4	3020	11025004	75	6	65	215	7	51	7	159	8,0		5	3525	11040005S	90	8	80	365	7,5	65	7,5	178	18,3
	5	3020	11025005	75	6	80	215	14,5	51	14,5	159	9,0		5	3535	11040005	90	7	80	365	4,5	89	4,5	178	21,0
	6	3020	11025006	75	6	95	215	22	51	22	159	10,0		6	3525	11040006S	90	8	95	365	15	65	15	178	22,0

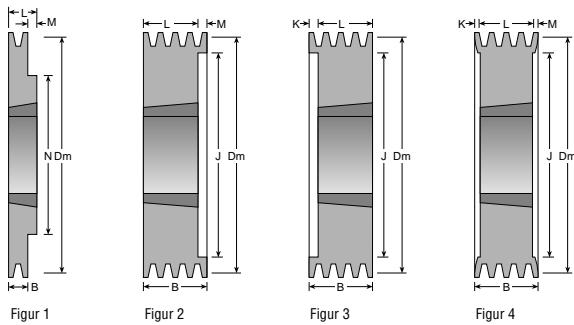


Figur 7



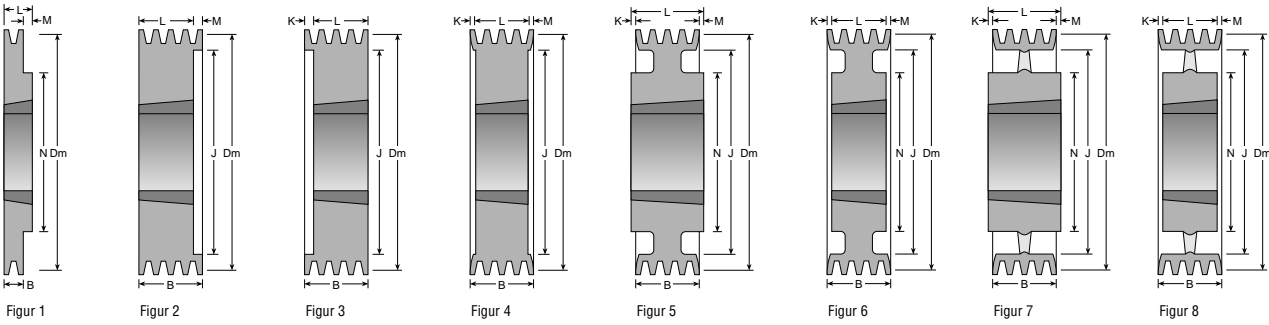
Figur 8

DM	Spør Groove Rillen	Bøsn. nr. Bush No. Buchse	Best. nr. Part No. Best. Nr.	Max. udbor. Max. Bore Max. Bohr. Fig.	B	J	K	L	M	N	Vægt	
											Weight Gewicht	
450	1	2012	11045001	50	7	20	418	-	32	12	112	7,0
	2	2517	11045002	65	7	35	418	-	45	10	124	10,3
	3	3020	11045003	75	7	50	418	0,5	51	0,5	159	14,1
	4	3020	11045004	75	8	65	418	7	51	7	159	15,5
	5	3525	11045005S	90	8	80	418	7,5	65	7,5	178	21,6
	5	3535	11045005	90	7	80	418	4,5	89	4,5	178	24,3
6	3525	11045006S	90	8	95	418	15	65	15	178	25,2	
500	1	2517	11050001	65	7	20	465	-	45	25	124	8,0
	2	2517	11050002	65	7	35	465	-	45	10	124	11,6
	3	3020	11050003	75	7	50	465	0,5	51	0,5	159	16,0
	4	3020	11050004	75	8	65	465	7	51	7	159	18,2
	5	3525	11050005S	90	8	80	465	7,5	65	7,5	178	24,6
	5	3535	11050005	90	7	80	465	4,5	89	4,5	178	27,3
6	3525	11050006S	90	8	95	465	15	65	15	178	28,0	
560	1	2517	11056001	65	7	20	525	-	45	25	124	11,6
	2	3020	11056002	75	7	35	525	-	51	16	159	15,5
	3	3020	11056003	75	7	50	525	0,5	51	0,5	159	17,8
	4	3525	11056004S	90	7	65	525	-	65	-	178	24,0
	4	3535	11056004	90	7	65	525	12	89	12	178	26,7
	5	3525	11056005S	90	8	80	525	7,5	65	7,5	178	27,7
5	3535	11056005	90	7	80	525	4,5	89	4,5	178	30,4	
6	3525	11056006S	90	8	95	525	15	65	15	178	31,5	
630	1	2517	11063001	65	7	20	595	-	45	25	124	10,1
	2	3020	11063002	75	7	35	595	-	51	16	159	16,0
	3	3020	11063003	75	7	50	595	0,5	51	0,5	159	22,0
	4	3525	11063004S	90	7	65	595	-	65	-	178	28,1
	4	3535	11063004	90	7	65	595	12	89	12	178	30,8
	5	3525	11063005S	90	8	80	595	7,5	65	7,5	178	31,0
5	3535	11063005	90	7	80	595	4,5	89	4,5	178	33,7	
6	4030	11063006S	100	8	95	595	9,5	76	9,5	216	42,0	
800	2	3525	11080002S	90	7	35	766	15	65	15	178	26,6
	2	3535	11080002	90	7	35	766	27	89	27	178	29,3
	3	3525	11080003S	90	7	50	766	7,5	65	7,5	178	31,8
	3	3535	11080003	90	7	50	766	19,5	89	19,5	178	34,5
	4	3525	11080004S	90	7	65	766	-	65	-	178	36,3
	4	3535	11080004	90	7	65	766	12	89	12	178	39,0
5	4030	11080005S	100	8	80	766	2	76	2	216	49,0	
5	4040	11080005	100	7	80	766	11	102	11	216	54,0	
6	4030	11080006S	100	8	95	766	9,5	76	9,5	216	55,0	
900	3	3525	11090003S	90	7	50	866	7,5	65	7,5	178	36,6
	3	3535	11090003	90	7	50	866	19,5	89	19,5	178	39,3
	4	3525	11090004S	90	7	65	866	-	65	-	178	42,8
	4	3535	11090004	90	7	65	866	12	89	12	178	45,5
	5	4030	11090005S	100	8	80	866	2	76	2	216	53,7
	5	4040	11090005	100	7	80	866	11	102	11	216	58,7
6	4030	11090006S	100	8	95	866	9,5	96	9,5	216	60,5	

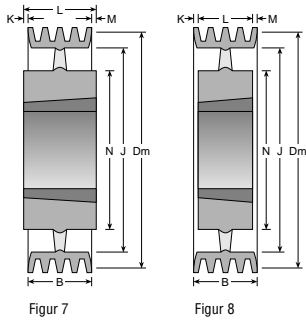


DM	Spør Rillen	Bøsn. nr. Buchse	Best. nr. Part No.	Max. udbor. Max. Bohr. Fig.	B	J	K	L	M	N	Vægt Weight Gewicht
100	1	1610	11110001	42	1	25	-	-	25	-	0,9
	2	1610	11110002	42	3	44	62	19	25	-	1,2
	3	1610	11110003	42	3	63	62	38	25	-	1,7
112	1	1610	11111201	42	1	25	-	-	25	-	1,1
	2	1610	11111202	42	3	44	75	19	25	-	1,5
	3	1610	11112003	42	3	63	75	38	25	-	2,0
118	1	1610	11111801	42	1	25	-	-	25	92	1,3
	2	1610	11111802	42	3	44	81	19	25	-	1,7
	3	1610	11111803	42	3	63	81	38	25	-	2,3
125	1	1610	11112501	42	1	25	-	-	25	92	1,5
	2	2012	11112502	50	2	44	85	-	32	12	1,9
	3	2012	11112503	50	2	63	85	-	32	31	2,4
	4	2012	11112504	50	4	82	85	25	32	25	3,0
	5	2012	11112505	50	3	101	85	69	32	-	3,5
132	1	1610	11113201	42	1	25	-	-	25	92	1,8
	2	2012	11113202	50	2	44	92	-	32	12	2,2
	3	2012	11113203	50	2	63	92	-	32	31	2,8
	4	2012	11113204	50	4	82	92	25	32	25	3,4
	5	2012	11113205	50	4	101	92	34,5	32	34,5	3,7
140	1	1610	11114001	42	1	25	-	-	25	92	2,3
	2	2012	11114002	50	2	44	100	-	32	12	2,7
	3	2012	11114003	50	2	63	100	-	32	31	3,3
	4	2517	11114004	65	2	82	100	-	45	37	3,7
	5	2517	11114005	65	2	101	100	-	45	56	4,5
	6	2517	11114006	65	4	120	100	37,5	45	37,5	4,6
150	1	1610	11115001	42	1	25	-	-	25	92	2,7
	2	2012	11115002	50	2	44	110	-	32	12	3,1
	3	2517	11115003	65	2	63	110	-	45	18	3,9
	4	2517	11115004	65	2	82	110	-	45	37	4,4
	5	2517	11115005	65	4	101	110	28	45	28	5,2
	6	2517	11115006	65	4	120	110	37,5	45	37,5	5,6
160	1	1610	11116001	42	1	25	-	-	25	92	2,5
	2	2012	11116002	50	2	44	114	-	32	12	2,9
	3	2517	11116003	65	2	63	114	-	45	18	4,2
	4	2517	11116004	65	4	82	114	18,5	45	18,5	4,9
	5	2517	11116005	65	4	101	114	28	45	28	6,0
	6	3020	11116006	75	4	120	114	34,5	51	34,5	5,4
170	1	1610	11117001	42	1	25	-	-	25	92	2,9
	2	2012	11117002	50	2	44	124	-	32	12	3,3
	3	2517	11117003	65	2	63	124	-	45	18	4,9
	4	2517	11117004	65	4	82	124	18,5	45	18,5	5,7
	5	3020	11117005	75	4	101	124	25	51	25	6,1
	6	3020	11117006	75	4	120	124	34,5	51	34,5	6,5
	8	3020	11117008	75	4	158	129	53,5	51	53,5	8,0

DM	Spør Rillen	Bøsn. nr. Buchse	Best. nr. Part No.	Max. udbor. Max. Bohr. Fig.	B	J	K	L	M	N	Vægt Weight Gewicht
180	1	1610	11118001	42	1	25	-	-	25	-	4,1
	2	2517	11118002	65	1	44	134	-	45	1	4,5
	3	2517	11118003	65	2	63	134	-	45	18	5,5
	4	2517	11118004	65	4	82	134	18,5	45	18,5	6,9
	5	3020	11118005	75	4	101	134	25	51	25	7,1
	6	3020	11118006	75	4	120	134	34,5	51	34,5	7,7
	8	3020	11118008	75	4	158	139	53,5	51	53,5	9,5
	190	1	2012	11119001	50	1	25	-	-	32	7
2		2517	11119002	65	1	44	-	-	45	1	5,0
3		2517	11119003	65	2	63	144	-	45	18	6,3
4		2517	11119004	65	4	82	144	18,5	45	18,5	7,6
5		3020	11119005	75	4	101	144	25	51	25	8,1
6		3020	11119006	75	4	120	144	34,5	51	34,5	9,2
8		3020	11119008	75	4	158	149	53,5	51	53,5	11,2
200		1	2012	11120001	50	1	25	-	-	32	7
	2	2517	11120002	65	1	44	-	-	45	1	5,4
	3	2517	11120003	65	2	63	154	-	45	18	6,5
	4	3020	11120004	75	2	82	154	-	51	31	8,8
	5	3020	11120005	75	2	101	154	-	51	50	9,1
	6	3020	11120006	75	4	120	154	34,5	51	34,5	10,3
	8	3525	11120008S	90	4	158	159	46,5	65	46,5	11,5
	8	3535	11120008	90	4	158	159	34,5	89	34,5	13,5
212	1	2012	11121201	50	1	25	-	-	32	7	4,2
	2	2517	11121202	65	1	44	-	-	45	1	4,9
	3	2517	11121203	65	2	63	166,5	-	45	18	6,0
	4	3020	11121204	75	2	82	166,5	-	51	31	9,8
	5	3020	11121205	75	2	101	166,5	-	51	50	11,0
	6	3525	11121206S	90	4	120	166,5	27,5	65	27,5	12,5
	6	3535	11121206	90	4	120	166,5	15,5	89	15,5	14,3
	8	3525	11121208S	90	4	158	171	46,5	65	46,5	15,5
8	3535	11121208	90	4	158	171	34,5	89	34,5	16,6	
224	1	2012	11122401	50	1	25	-	-	32	7	4,7
	2	2517	11122402	65	1	44	-	-	45	1	5,3
	3	2517	11122403	65	2	63	178	-	45	18	6,3
	4	3020	11122404	75	2	82	178	-	51	31	11,3
	5	3020	11122405	75	2	101	178	-	51	50	12,7
	6	3525	11122406S	90	4	120	178	27,5	65	27,5	15,0
	6	3535	11122406	90	4	120	178	15,5	89	15,5	17,0
	8	3525	11122408S	90	4	158	184	46,5	65	46,5	18,0
	8	3535	11122408	90	4	158	184	34,5	89	34,5	19,3
	10	3525	11122410S	90	4	196	184	65,5	65	65,5	20,5
10	3535	11122410	90	4	196	184	46	89	61	21,8	

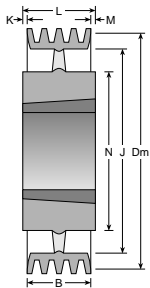


DM	Rillen	Spør	Bøsn. nr.	Best. nr.	Max. udbor.	B	J	K	L	M	N	Vægt	DM	Rillen	Spør	Bøsn. nr.	Best. nr.	Max. udbor.	B	J	K	L	M	N	Vægt	
		Groove	Bush No.	Part No.	Max. Bore										Groove	Bush No.	Part No.	Max. Bore								
		DM	Buchse	Best. Nr.	Max. Bohr. Fig.							Gewicht			DM	Buchse	Best. Nr.	Max. Bohr. Fig.							Gewicht	
236	1	2012	11123601	50	1	25	198	-	32	7	95	5,0	315	1	2012	11131501	50	7	25	277	-	32	7	95	7,2	
	2	2517	11123602	65	1	44	198	-	45	1	124	5,5		2	2517	11131502	65	7	44	269	0,5	45	0,5	124	7,8	
	3	2517	11123603	65	8	63	198	-	45	18	-	7,0		3	3020	11131503	75	8	63	269	6	51	6	159	9,6	
	4	3020	11123604	75	8	82	198	15,5	51	15,5	-	14,5		4	3525	11131504S	90	6	82	269	8,5	65	8,5	178	14,4	
	5	3525	11123605S	90	4	101	198	18	65	18	-	15,2		5	3535	11131504	90	5	82	269	3,5	89	3,5	178	17,1	
	5	3535	11123605	90	3	101	198	-	89	12	-	16,9		6	3525	11131505S	90	6	101	269	18	65	18	178	16,1	
	6	3525	11123606S	90	4	120	198	27,5	65	27,5	-	18,5		5	3535	11131505	90	6	101	269	6	89	6	178	18,8	
	6	3535	11123606	90	4	120	198	15,5	89	15,5	-	20,0		6	3525	11131506S	90	6	120	269	27,5	65	27,5	178	20,3	
	8	3525	11123608S	90	4	158	198	46,5	65	46,5	-	21,5		6	3535	11131506	90	6	120	269	15,5	89	15,5	178	23,0	
	8	3535	11123608	90	4	158	198	34,5	89	34,5	-	22,3		6	3535	11131508S	90	6	158	274	46,5	65	46,5	178	23,3	
10	3525	11123610S	90	4	196	198	65,5	65	65,5	-	22,6	8	3535	11131508	90	6	158	274	34,5	89	34,5	178	26,0			
10	3535	11123610	90	4	196	198	53,5	89	53,5	-	25,3	10	3525	11131510S	90	6	196	274	65,5	65	65,5	178	28,8			
10	3535	11131510	90	6	196	274	53,5	89	53,5	-	25,3	10	3535	11131510	90	6	196	274	53,5	89	53,5	178	31,5			
250	1	2012	11125001	50	1	25	212	-	32	7	95	5,4	335	2	2517	11133502	65	7	44	297	-	45	1	120	7,8	
	2	2517	11125002	65	7	44	-	-	45	1	124	5,5		3	3020	11133503	75	8	63	297	6	51	6	145	10,5	
	3	3020	11125003	75	2	63	204	-	51	12	-	7,7		4	3525	11133504S	90	6	82	297	8,5	65	8,5	178	15,6	
	4	3020	11125004	75	2	82	204	-	51	31	-	19,6		4	3535	11133504	90	7	82	297	3,5	89	3,5	178	18,3	
	5	3525	11125005S	90	4	101	204	18	65	18	-	20,8		5	3525	11133505S	90	8	101	297	18	65	18	178	16,8	
	5	3535	11125005	90	2	101	204	-	89	12	-	21,7		5	3535	11133505	90	8	101	297	6	89	6	178	19,5	
	6	3525	11125006S	90	4	120	204	27,5	65	27,5	-	22,5		6	3525	11133506S	90	8	120	297	27,5	65	27,5	178	19,3	
	6	3535	11125006	90	4	120	204	15,5	89	15,5	-	23,3		6	3535	11133506	90	8	120	297	15,5	89	15,5	178	22,0	
	8	3525	11125008S	90	4	158	204	46,5	65	46,5	-	26,0		8	3525	11133508S	90	8	158	294	46,5	65	46,5	178	25,5	
	8	3535	11125008	90	4	158	204	34,5	89	34,5	-	27,5		8	3535	11133508	90	8	158	294	34,5	89	34,5	178	28,2	
10	3525	11125010S	90	4	196	204	65,5	65	65,5	-	26,6	10	4030	11133510S	100	8	196	294	60	76	60	216	32,0			
10	3535	11125010	90	4	196	204	46	89	61	-	29,3	10	4040	11133510	100	8	196	294	47	102	47	216	36,0			
265	2	2517	11126502	65	7	44	224	0,5	45	0,5	124	6,2	355	2	3020	11135502	75	7	44	309	3,5	51	3,5	159	8,7	
	3	3020	11126503	75	6	63	224	6	51	6	159	8,0		3	3020	11135503	75	8	63	309	6	51	6	159	10,8	
	4	3020	11126504	75	6	82	224	15,5	51	15,5	159	9,5		4	3525	11135504S	90	8	82	309	8,5	65	8,5	178	15,9	
	5	3525	11126505	90	6	101	224	18	65	18	178	17,0		4	3535	11135504	90	7	82	309	3,5	89	3,5	178	18,6	
	6	3525	11126506	90	6	120	224	27,5	65	27,5	178	16,7		5	3525	11135505S	90	8	101	309	18	65	18	178	18,1	
	8	3525	11126508	90	6	158	224	46,5	65	46,5	178	24,0		5	3535	11135505	90	8	101	309	6	89	6	178	20,8	
	280	1	2012	11128001	50	7	25	242	-	32	7	95		6,1	6	3525	11135506S	90	6	120	309	27,5	65	27,5	178	20,1
		2	2517	11128002	65	7	44	242	0,5	45	0,5	124		6,8	6	3535	11135506	90	6	120	309	15,5	89	15,5	178	22,8
3		3020	11128003	75	8	63	242	6	51	6	159	8,6	6	3535	11135506	90	6	120	309	15,5	89	15,5	178	22,8		
4		3020	11128004	75	6	82	242	15,5	51	15,5	159	10,1	8	3525	11135508S	90	8	158	317	46,5	65	46,5	178	24,3		
5		3525	11128005S	90	6	101	239	18	65	18	178	15,1	8	3535	11135508	90	8	158	317	34,5	89	34,5	178	27,0		
5		3535	11128005	90	6	101	239	6	89	6	178	17,8	10	4030	11135510S	100	8	196	317	60	76	60	216	33,5		
6		3525	11128006S	90	6	120	239	27,5	65	27,5	178	16,9	10	4040	11135510	100	8	196	317	47	102	47	216	38,0		
6		3535	11128006	90	6	120	239	15,5	89	15,5	178	19,6	375	2	3020	11137502	75	7	44	335	3,5	51	3,5	159	9,5	
8		3525	11128008S	90	6	158	239	46,5	65	46,5	178	24,5		3	3020	11137503	75	8	63	335	6	51	6	159	11,5	
8		3535	11128008	90	6	158	239	34,5	89	34,5	-	26,7		4	3525	11137504	90	8	82	335	8,5	65	8,5	178	16,5	
10	3525	11128010S	90	6	196	239	65,5	65	65,5	-	27,8	5		3525	11137505	90	8	101	335	18	65	18	178	21,0		
10	3535	11128010	90	6	196	239	46	89	61	-	30,5	6		3525	11137506	90	8	120	335	27,5	65	27,5	178	25,0		
300	1	2012	11130001	50	7	25	262	-	32	7	95	6,8		8	3525	11137508	90	8	158	335	46,5	65	46,5	178	28,0	
	2	2517	11130002	65	7	44	262	0,5	45	0,5	124	7,3		375	2	3020	11137502	75	7	44	335	3,5	51	3,5	159	9,5
	3	3020	11130003	75	8	63	262	6	51	6	159	9,2			3	3020	11137503	75	8	63	335	6	51	6	159	11,5
	4	3020	11130004	75	6	82	262	15,5	51	15,5	159	14,3			4	3525	11137504	90	8	82	335	8,5	65	8,5	178	16,5
	5	3525	11130005S	90	6	101	259	18	65	18	178	15,5			5	3525	11137505	90	8	101	335	18	65	18	178	21,0
	5	3535	11130005	90	6	101	259	6	89	6	178	18,2	6		3525	11137506	90	8	120	335	27,5	65	27,5	178	25,0	
	6	3525	11130006S	90	6	120	259	27,5	65	27,5	178	19,2	8		3525	11137508	90	8	158	335	46,5	65	46,5	178	28,0	
	6	3535	11130006	90	6	120	259	15,5	89	15,5	178	21,9	375		2	3020	11137502	75	7	44	335	3,5	51	3,5	159	9,5
8	3525	11130008S	90	6	158	259	46,5	65	46,5	178	23,5	3			3020	11137503	75	8	63	335	6					

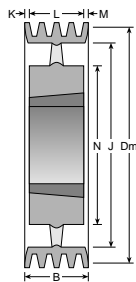


Spør Groove DM	Rillen	Bøsn. nr. Bush No.	Best. nr. Part No.	Max. udbor. Max. Bore		Vægt Weight							
				Max. Bohr.	Fig.	B	J	K	L	M	N	Gewicht	
400	2	3020	11140002	75	7	44	354	3,5	51	3,5	159	10,0	
	3	3525	11140003S	90	7	63	354	1	65	1	178	15,6	
	3	3535	11140003	90	7	63	354	13	89	13	178	18,3	
	4	3525	11140004S	90	8	82	354	8,5	65	8,5	178	17,8	
	4	3535	11140004	90	7	82	354	3,5	89	3,5	178	20,5	
	5	3525	11140005S	90	8	101	354	18	65	18	178	20,7	
	5	3535	11140005	90	8	101	354	6	89	6	178	23,4	
	6	3525	11140006S	90	8	120	354	27,5	65	27,5	178	22,4	
	6	3535	11140006	90	8	120	354	15,5	89	15,5	178	25,1	
	8	4030	11140008S	90	8	158	362	41	76	41	216	32,0	
8	4040	11140008	100	8	158	362	28	102	28	216	36,5		
10	4030	11140010S	100	8	196	362	60	76	60	216	36,0		
10	4040	11140010	100	8	196	362	47	102	47	216	41,0		
425	2	3020	11142502	75	7	44	381	3,5	51	3,5	159	11,5	
	3	3525	11142503	90	7	63	381	1	65	1	178	18,0	
	4	3525	11142504	90	8	82	381	8,5	65	8,5	178	19,5	
	5	3525	11142505	90	8	101	381	18	65	18	178	23,0	
	6	3525	11142506	90	8	120	381	27,5	65	27,5	178	25,1	
	8	4030	11142508	100	8	158	381	34,5	89	34,5	216	35,1	
	450	2	3020	11145002	75	7	44	410	3,5	51	3,5	159	12,1
		3	3525	11145003S	90	7	63	410	-	65	2	178	19,2
3		3535	11145003	90	7	63	410	13	89	13	178	21,9	
4		3525	11145004S	90	8	82	410	-	65	17	178	21,8	
4		3535	11145004	90	7	82	410	3,5	89	3,5	178	24,5	
5		3525	11145005S	90	8	101	410	-	65	36	178	24,6	
5		3535	11145005	90	8	101	410	6	89	6	178	27,3	
6		4030	11145006S	100	8	120	410	22	76	22	216	31,0	
6		4040	11145006	100	8	120	410	9	102	9	216	35,5	
8		4030	11145008S	100	8	158	410	41	76	41	216	36,0	
8	4040	11145008	100	8	158	410	28	102	28	216	40,9		
10	4535	11145010S	110	8	196	410	53,5	89	53,5	242	47,0		
10	4545	11145010	110	8	196	410	40,5	115	40,5	242	53,5		
475	2	3020	11147502	75	7	44	431	3,5	51	3,5	159	13,0	
	3	3525	11147503	90	7	63	431	1	65	1	178	20,0	
	4	3525	11147504	90	8	82	431	8,5	65	8,5	178	22,5	
	5	3525	11147505	90	8	101	431	18	65	18	178	26,5	
	6	4030	11147506	100	8	120	431	15,5	89	15,5	216	33,5	
	8	4030	11147508	100	8	158	431	34,5	89	34,5	216	39,5	
	500	2	3020	11150002	75	7	44	454	3,5	51	3,5	159	13,2
		3	3525	11150003S	90	7	63	454	-	65	2	178	20,4
3		3535	11150003	90	7	63	454	13	89	13	178	23,1	
4		3525	11150004S	90	8	82	454	-	65	17	178	23,9	
4		3535	11150004	90	7	82	454	3,5	89	3,5	178	26,6	
5		3525	11150005S	90	8	101	454	-	65	36	178	27,0	
5		3535	11150005	90	8	101	454	6	89	6	178	29,9	
6		4030	11150006S	100	8	120	454	22	76	22	216	34,0	
6		4040	11150006	100	8	120	454	9	102	9	216	38,9	
8		4030	11150008S	100	8	158	460	41	76	41	216	40,5	
8	4040	11150008	100	8	158	460	28	102	28	216	45,5		
10	4535	11150010S	110	8	196	460	53,5	89	53,5	242	55,0		
10	4545	11150010	110	8	196	460	40,5	115	40,5	242	61,0		

Spør Groove DM	Rillen	Bøsn. nr. Bush No.	Best. nr. Part No.	Max. udbor. Max. Bore		Vægt Weight							
				Max. Bohr.	Fig.	B	J	K	L	M	N	Gewicht	
530	2	3020	11153002	75	7	44	484	3,5	51	3,5	159	14,2	
	3	3525	11153003	90	7	63	484	1	65	1	178	22,0	
	4	3525	11153004	90	8	82	484	8,5	65	8,5	178	24,5	
	5	3525	11153005	90	8	101	484	18	65	18	178	28,0	
	6	4030	11153006	100	8	120	484	15,5	89	15,5	216	35,5	
	8	4030	11153008	100	8	158	484	34,5	89	34,5	216	42,0	
	560	2	3020	11156002	75	7	44	525	3,5	51	3,5	159	16,5
		3	3525	11156003S	90	7	63	525	-	65	2	178	23,2
3		3535	11156003	90	7	63	525	-	89	26	178	25,9	
4		3525	11156004S	90	8	82	525	-	65	17	178	26,3	
4		3535	11156004	90	7	82	525	-	89	7	178	29,0	
5		4030	11156005S	100	8	101	525	12,5	76	12,5	216	32,5	
5		4040	11156005	100	7	101	525	0,5	102	0,5	216	35,3	
6		4030	11156006S	100	8	120	525	22	76	22	216	38,0	
6	4040	11156006	100	8	120	525	9	102	9	216	43,1		
8	4535	11156008S	110	8	158	525	34,5	89	34,5	242	44,5		
8	4545	11156008	110	8	158	525	21,5	115	21,5	242	49,0		
630	2	3020	11163002	75	7	44	584	3,5	51	3,5	146	18,5	
	3	3525	11163003S	90	7	63	584	-	65	2	178	26,2	
	3	3535	11163003	90	7	63	584	13	89	13	178	28,9	
	4	3525	11163004S	90	8	82	584	-	65	17	178	30,6	
	4	3535	11163004	90	7	82	584	3,5	89	3,5	178	33,3	
	5	4030	11163005S	100	8	101	584	12,5	76	12,5	216	38,5	
	5	4040	11163005	100	7	101	584	0,5	102	0,5	216	43,1	
	6	4030	11163006S	100	8	120	584	22	76	22	216	44,0	
	6	4040	11163006	100	8	120	584	9	102	9	216	49,2	
	8	4535	11163008S	110	8	158	590	34,5	89	34,5	242	57,0	
8	4545	11163008	110	8	158	590	21,5	115	21,5	242	62,0		
10	4535	11163010S	110	8	196	590	53,5	89	53,5	242	66,0		
10	4545	11163010	110	8	196	590	40,5	115	40,5	242	72,0		
710	2	3030	11171002	75	7	44	670	16	76	16	145	23,0	
	3	3525	11171003S	90	7	63	670	1	65	1	180	30,5	
	3	3535	11171003	90	7	63	670	13	89	13	180	33,2	
	4	3525	11171004S	90	8	82	670	8,5	65	8,5	180	36,4	
	4	3535	11171004	90	7	82	670	3,5	89	3,5	180	39,1	
	5	4030	11171005S	100	8	101	670	12,5	76	12,5	215	46,0	
	5	4040	11171005	100	7	101	670	0,5	102	0,5	215	50,2	
	6	4535	11171006S	110	8	120	670	15,5	89	15,5	242	57,0	
	6	4545	11171006	110	8	120	670	2,5	115	2,5	242	62,3	
	8	4535	11171008S	110	8	158	670	34,5	89	34,5	242	65,5	
8	4545	11171008	110	8	158	670	21,5	115	21,5	242	71,0		
10	4535	11171010S	110	8	196	670	53,5	89	53,5	242	75,0		
10	4545	11171010	110	8	196	670	40,5	115	40,5	242	80,0		

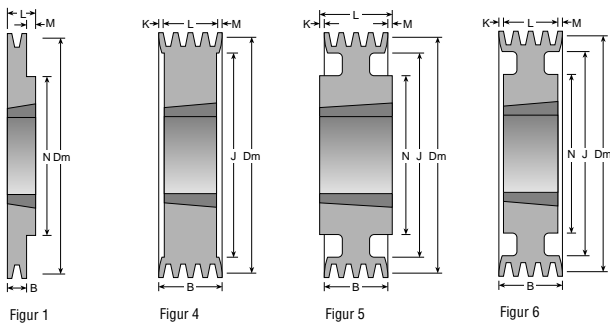


Figur 7



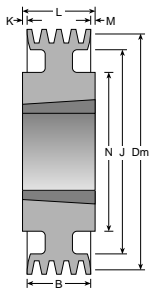
Figur 8

DM	Rillen	Bøsn. nr. Buchse	Best. nr. Part No.	Max. udbor. Max. Bore	Fig.	B	J	K	L	M	N	Vægt Weight Gewicht
800	2	3525	11180002S	90	7	44	760	10,5	65	10,5	180	27,1
	2	3535	11180002	90	7	44	760	22,5	89	22,5	180	29,8
	3	3525	11180003S	90	7	63	760	-	65	2	180	34,0
	3	3535	11180003	90	7	63	760	13	89	13	180	36,7
	4	4030	11180004S	100	8	82	760	-	76	6	216	43,8
	4	4040	11180004	100	7	82	760	10	102	10	216	48,8
	5	4030	11180005S	100	8	101	760	19	76	6	216	51,1
	5	4040	11180005	100	7	101	760	0,5	102	0,5	216	56,1
	6	4535	11180006S	110	8	120	760	15,5	89	15,5	242	64,9
	6	4545	11180006	110	8	120	760	2,5	115	2,5	242	71,4
	8	4535	11180008S	110	8	158	760	34,5	89	34,5	242	84,4
	8	4545	11180008	110	8	158	760	21,5	115	21,5	242	90,9
10	4535	11180010S	110	8	196	760	53,5	89	53,5	242	96,0	
10	4545	11180010	110	8	196	760	40,5	115	40,5	242	102,0	
900	3	3525	11190003S	90	7	63	858	1	65	1	180	44,1
	3	3535	11190003	90	7	63	858	13	89	13	180	46,8
	4	4030	11190004S	100	8	82	858	3	76	3	216	55,0
	4	4040	11190004	100	7	82	858	10	102	10	216	60,0
	5	4535	11190005S	110	8	101	858	6	89	6	242	67,5
	5	4545	11190005	110	7	101	858	7	115	7	242	74,8
	6	4535	11190006S	110	8	120	858	15,5	89	15,5	242	74,5
	6	4545	11190006	110	8	120	858	2,5	115	2,5	242	81,5
	8	4535	11190008S	110	8	158	858	34,5	89	34,5	242	103,5
	8	4545	11190008	110	8	158	858	21,5	115	21,5	242	110,0
	10	5040	11190010S	125	8	196	858	47	102	47	257	119,0
	10	5050	11190010	125	8	196	858	34,5	127	34,5	267	126,0
1000	3	4030	111100003S	100	7	63	958	6,5	76	6,5	216	52,0
	3	4040	111100003	100	7	63	958	19,5	102	19,5	216	56,5
	4	4030	111100004S	100	8	82	958	3	76	3	216	61,5
	4	4040	111100004	100	7	82	958	10	102	10	216	66,5
	5	4535	111100005S	110	8	101	958	6	89	6	242	74,0
	5	4545	111100005	110	7	101	958	7	115	7	242	80,5
	6	4535	111100006S	110	8	120	958	15,5	89	15,5	242	84,0
	6	4545	111100006	110	8	120	958	2,5	115	2,5	242	90,0
	8	4535	111100008S	110	8	158	958	34,5	89	34,5	242	111,5
	8	5050	111100008	125	8	158	958	15,5	127	15,5	267	132,0
	10	5040	111100010S	125	8	196	958	47	102	47	267	141,0
	10	5050	111100010	125	8	196	958	34,5	127	34,5	267	147,0
1250	3	4040	111125003	100	7	63	1208	19,5	102	19,5	216	120,0
	4	4545	111125004	110	7	82	1208	16,5	115	16,5	242	152,0
	5	4545	111125005	110	7	101	1208	7	115	7	242	175,0
	6	5050	111125006	125	7	120	1208	3,5	127	3,5	267	190,0
	8	5050	111125008	125	8	158	1208	15,5	127	15,5	267	232,0

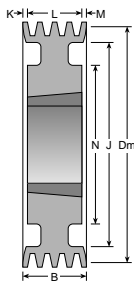


DM	Spor Groove Rillen	Bøsn. nr. Bush No.	Best. nr. Part No.	Max. udbor. Max. Bore		B	J	K	L	M	N	Vægt Weight Gewicht
				Best. Nr.	Max. Bohr. Fig.							
200	3	2517	11220003	65	4	85	151	20	45	20	-	9,0
	4	3020	11220004	75	4	110,5	151	29,8	51	29,8	-	10,5
	5	3525	11220005S	90	4	136	151	35,5	65	35,5	-	11,3
	5	3535	11220005	90	4	136	151	16	89	31	-	14,0
	6	3525	11220006S	90	4	161,5	151	48,3	65	48,3	-	14,3
	6	3535	11220006	90	4	161,5	151	15,8	89	56,8	-	17,0
	8	3525	11220008S	90	4	212,5	151	73,8	65	73,8	-	20,3
	8	3535	11220008	90	4	212,5	151	45,8	89	77,8	-	23,0
212	3	3020	11221203	75	4	85	163	17	51	17	-	10,0
	4	3020	11221204	75	4	110,5	163	29,8	51	29,8	-	12,5
	5	3525	11221205S	90	4	136	163	35,5	65	35,5	-	12,4
	5	3535	11221205	90	4	136	163	16	89	31	-	15,0
	6	3525	11221206S	90	4	161,5	163	48,3	65	48,3	-	15,5
	6	3535	11221206	90	4	161,5	163	36,3	89	36,3	-	18,0
	8	3525	11221208S	90	4	212,5	163	73,8	65	73,8	-	21,3
	8	3535	11221208	90	4	212,5	163	45,8	89	77,8	-	24,0
224	2	3020	11222402	75	4	59,5	170	4,3	51	4,3	-	8,1
	3	3020	11222403	75	4	85	170	17	51	17	-	11,0
	4	3525	11222404S	90	4	110,5	170	22,8	65	22,8	-	11,3
	4	3535	11222404	90	4	110,5	170	10,8	89	10,8	-	14,0
	5	3525	11222405S	90	4	136	170	35,5	65	35,5	-	13,5
	5	3535	11222405	90	4	136	170	23,5	89	23,5	-	16,2
	6	3525	11222406S	90	4	161,5	170	48,3	65	48,3	-	16,3
	6	3535	11222406	90	4	161,5	170	36,3	89	36,3	-	19,0
236	3	3020	11223603	75	4	85	182	17	51	17	-	12,0
	4	3525	11223604S	90	4	110,5	182	22,8	65	22,8	-	14,5
	4	3535	11223604	90	4	110,5	182	10,8	89	10,8	-	17,2
	5	3525	11223605S	90	4	136	182	35,5	65	35,5	-	16,4
	5	3535	11223605	90	4	136	182	23,5	89	23,5	-	19,1
	6	3525	11223606S	90	4	161,5	182	48,3	65	48,3	-	18,1
	6	3535	11223606	90	4	161,5	182	36,3	89	36,3	-	20,8
	8	3525	11223808S	90	4	212,5	182	73,8	65	73,8	-	22,8
250	2	3020	11225002	75	4	59,5	170	4,1	51	4,5	-	9,8
	3	3020	11225003	75	4	85	200	17	51	17	-	14,5
	4	3525	11225004S	90	4	110,5	200	22,8	65	22,8	-	18,0
	4	3535	11225004	90	4	110,5	200	10,8	89	10,8	-	20,7
	5	3525	11225005S	90	4	136	200	35,5	65	35,5	-	20,1
	5	3535	11225005	90	4	136	200	23,5	89	23,5	-	22,8
	6	3525	11225006S	90	4	161,5	200	48,3	65	48,3	-	23,3
	6	3535	11225006	90	4	161,5	200	36,3	89	36,3	-	26,0
235	3	3525	11223503S	90	6	85	282	10	65	10	178	19,8
	3	3535	11223503	90	5	85	282	2	89	2	178	22,5
	4	3525	11223504S	90	6	110,5	282	22,8	65	22,8	178	23,8
	4	3535	11223504	90	6	110,5	282	10,8	89	10,8	178	26,5
	5	3525	11223505S	90	6	136	282	35,5	65	35,5	178	27,2
	5	3535	11223505	90	6	136	282	23,5	89	23,5	178	30,0
	6	3525	11223506S	90	6	161,5	282	48,3	65	48,3	178	32,3
	6	3535	11223506	90	6	161,5	282	36,3	89	36,3	178	35,0
335	3	3525	11223503S	90	6	85	282	10	65	10	178	19,8
	3	3535	11223503	90	5	85	282	2	89	2	178	22,5
	4	3525	11223504S	90	6	110,5	282	22,8	65	22,8	178	23,8
	4	3535	11223504	90	6	110,5	282	10,8	89	10,8	178	26,5
	5	3525	11223505S	90	6	136	282	35,5	65	35,5	178	27,2
	5	3535	11223505	90	6	136	282	23,5	89	23,5	178	30,0
	6	3525	11223506S	90	6	161,5	282	48,3	65	48,3	178	32,3
	6	3535	11223506	90	6	161,5	282	36,3	89	36,3	178	35,0

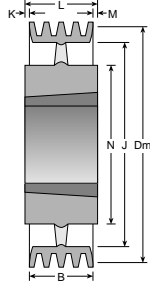
DM	Spor Groove Rillen	Bøsn. nr. Bush No.	Best. nr. Part No.	Max. udbor. Max. Bore		B	J	K	L	M	N	Vægt Weight Gewicht
				Best. Nr.	Max. Bohr. Fig.							
265	3	3525	11226503S	90	4	85	215	10	65	10	178	18,5
	3	3535	11226503	90	1	85	215	-	89	4	178	21,2
	4	3525	11226504S	90	6	110,5	215	22,8	65	22,8	178	21,3
	4	3535	11226504	90	6	110,5	215	10,8	89	10,8	178	24,0
	5	3525	11226505S	90	6	136	215	35,5	65	35,5	178	23,5
	5	3535	11226505	90	6	136	215	23,5	89	23,5	178	26,2
	6	3525	11226506S	90	6	161,5	215	48,3	65	48,3	178	26,3
	6	3535	11226506	90	6	161,5	215	36,3	89	36,3	178	29,0
280	3	3525	11228003S	90	6	85	230	10	65	10	178	21,3
	3	3535	11228003	90	1	85	230	-	89	4	178	24,0
	4	3525	11228004S	90	6	110,5	230	22,8	65	22,8	178	26,3
	4	3535	11228004	90	6	110,5	230	10,8	89	10,8	178	29,0
	5	3525	11228005S	90	6	136	230	35,5	65	35,5	178	28,3
	5	3535	11228005	90	6	136	230	23,5	89	23,5	178	31,0
	6	3525	11228006S	90	6	161,5	230	48,3	65	48,3	178	59,4
	6	3535	11228006	90	6	161,5	230	36,3	89	36,3	178	33,8
300	3	3525	11230003S	90	6	85	250	10	65	10	178	18,3
	3	3535	11230003	90	5	85	250	2	89	2	178	21,0
	4	3525	11230004S	90	6	110,5	250	22,8	65	22,8	178	22,3
	4	3535	11230004	90	6	110,5	250	10,8	89	10,8	178	25,0
	5	3525	11230005S	90	6	136	250	35,5	65	35,5	178	25,8
	5	3535	11230005	90	6	136	250	23,5	89	23,5	178	28,5
	6	3525	11230006S	90	6	161,5	250	48,3	65	48,3	178	52,1
	6	3535	11230006	90	6	161,5	250	36,3	89	36,3	178	29,0
315	3	3525	11231503S	90	6	85	265	10	65	10	178	18,9
	3	3535	11231503	90	5	85	265	2	89	2	178	21,6
	4	3525	11231504S	90	6	110,5	265	22,8	65	22,8	178	21,9
	4	3535	11231504	90	6	110,5	265	10,8	89	10,8	178	24,6
	5	3525	11231505S	90	6	136	265	35,5	65	35,5	178	26,3
	5	3535	11231505	90	6	136	265	23,5	89	23,5	178	29,0
	6	3525	11231506S	90	6	161,5	265	48,3	65	48,3	178	28,7
	6	3535	11231506	90	6	161,5	265	36,3	89	36,3	178	31,4
335	3	3525	11233503S	90	6	85	282	10	65	10	178	19,8
	3	3535	11233503	90	5	85	282	2	89	2	178	22,5
	4	3525	11233504S	90	6	110,5	282	22,8	65	22,8	178	23,8
	4	3535	11233504	90	6	110,5	282	10,8	89	10,8	178	26,5
	5	3525	11233505S	90	6	136	282	35,5	65	35,5	178	27,2
	5	3535	11233505	90	6	136	282	23,5	89	23,5	178	30,0
	6	3525	11233506S	90	6	161,5	282	48,3	65	48,3	178	32,3
	6	3535	11233506	90	6	161,5	282	36,3	89	36,3	178	35,0



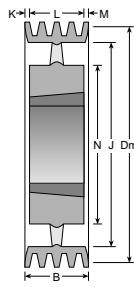
Figur 5



Figur 6



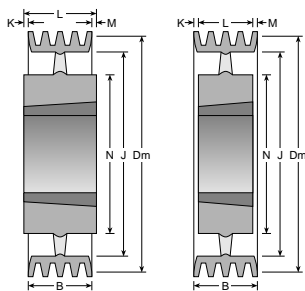
Figur 7



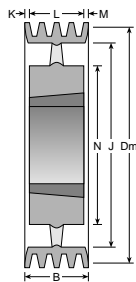
Figur 8

DM	Rillen	Spor Groove	Bøsn. nr. Bush No.	Best. nr. Part No.	Max. udbor. Max. Bore	Fig.	B	J	K	L	M	N	Vægt Weight
355		3	3525	11235503S	90	6	85,0	305	10	65	10	178	20,2
		3	3535	11235503	90	5	85	305	2	89	2	178	22,9
		4	3525	11235504S	90	6	110,5	305	22,8	65	22,8	178	45,8
		4	3535	11235504	90	6	110,5	305	10,8	89	10,8	178	28,3
		5	3525	11235505S	90	6	136	305	35,5	65	35,5	178	29,8
		5	3535	11235505	90	6	136	305	23,5	89	23,5	178	32,5
		6	3525	11235506S	90	6	161,5	305	48,3	65	48,3	178	33,3
		6	3535	11235506	90	6	161,5	305	36,3	89	36,3	178	36,0
		8	4030	11235508S	100	6	212,5	305	68,3	76	68,3	200	62,5
8	4040	11235508	100	6	212,5	305	55,3	102	55,3	200	67,5		
375		3	3525	11237503S	90	6	85	322	10	65	10	178	21,1
		3	3535	11237503	90	5	85	322	2	89	2	178	23,8
		4	3525	11237504S	90	6	110,5	322	22,8	65	22,8	178	27,3
		4	3535	11237504	90	6	110,5	322	10,8	89	10,8	178	30,0
		5	3525	11237505S	90	6	136	322	35,5	65	35,5	178	30,3
		5	3535	11237505	90	6	136	322	23,5	89	23,5	178	33,0
		6	4030	11237506S	100	6	161,5	322	42,8	76	42,8	216	40,5
		6	4040	11237506	100	6	161,5	322	29,8	102	29,8	216	45,5
		8	4535	11237508S	110	6	212,5	322	61,8	89	61,8	225	62,0
8	4545	11237508	110	6	212,5	322	48,8	115	48,8	225	68,0		
400		3	3525	11240003S	90	6	85,0	350	10	65	10	178	21,4
		3	3535	11240003	90	7	85	350	2	89	2	178	24,1
		4	3525	11240004S	90	8	110,5	350	22,8	65	22,8	178	25,3
		4	3535	11240004	90	8	110,5	350	10,8	89	10,8	178	28,0
		5	3525	11240005S	90	8	136	350	35,5	65	35,5	178	31,3
		5	3535	11240005	90	8	136	350	23,5	89	23,5	178	34,0
		6	4030	11240006S	100	6	161,5	350	42,8	76	42,8	216	43,0
		6	4040	11240006	100	6	161,5	350	29,8	102	29,8	216	48,0
		8	4535	11240008S	110	6	212,5	350	61,8	89	61,8	240	59,5
8	4545	11240008	110	6	212,5	350	48,8	115	48,8	240	65,0		
425		3	3525	11242503S	90	8	85	372	10	65	10	178	23,3
		3	3535	11242503	90	7	85	372	2	89	2	178	26,0
		4	3525	11242504S	90	8	110,5	372	22,8	65	22,8	178	28,3
		4	3535	11242504	90	8	110,5	372	10,8	89	10,8	178	31,0
		5	4030	11242505S	100	6	136	372	30	76	30	216	40,1
		5	4040	11242505	100	6	136	372	17	102	17	216	45,0
		6	4535	11242506S	110	6	161,5	372	36,3	89	36,3	242	52,5
		6	4545	11242506	110	6	161,5	372	23,3	115	23,3	242	58,0
		8	4535	11242508S	110	6	212,5	372	61,8	89	61,8	242	68,0
8	4545	11242508	110	6	212,5	372	42,8	115	42,8	242	74,0		
450		3	3525	11245003S	90	8	85,0	400	10	65	10	178	25,9
		3	3535	11245003	90	7	85	400	2	89	2	178	28,6
		4	3525	11245004S	90	8	110,5	400	22,8	65	22,8	178	30,8
		4	3535	11245004	90	8	110,5	400	10,8	89	10,8	178	33,5
		5	4030	11245005S	100	8	136	400	30	76	30	216	39,5
		5	4040	11245005	100	8	136	400	17	102	17	216	45,0
		6	4535	11245006S	110	6	161,5	400	36,3	89	36,3	242	55,0
		6	4545	11245006	110	6	161,5	400	23,3	115	23,3	242	61,1
		8	5040	11245008S	125	6	212,5	400	55,3	102	55,3	265	72,0
8	5050	11245008	125	6	212,5	400	42,8	127	42,8	265	78,7		

DM	Rillen	Spor Groove	Bøsn. nr. Bush No.	Best. nr. Part No.	Max. udbor. Max. Bore	Fig.	B	J	K	L	M	N	Vægt Weight
475		3	3525	11247503S	90	8	85,0	422	10	65	10,0	178	37,2
		3	3535	11247503	90	7	85	422	2	89	2	178	40,0
		4	3525	11247504S	90	8	110,5	422	22,8	65	22,8	178	44,3
		4	3535	11247504	90	8	110,5	422	10,8	89	10,8	178	47,0
		5	4030	11247505S	100	8	136	422	30	76	30	216	43,0
		5	4040	11247505	100	8	136	422	17	102	17	216	47,2
		6	4535	11247506S	110	6	161,5	422	36,3	89	36,3	242	56,0
		6	4545	11247506	110	6	161,5	422	23,3	115	23,3	242	62,8
		8	5040	11247508S	125	6	212,5	422	55,3	102	55,3	265	76,0
8	5050	11247508	125	6	212,5	422	42,8	127	42,8	265	81,5		
500		3	3525	11250003S	90	8	85	450	10	65	10,0	178	28,2
		3	3535	11250003	90	7	85	450	2	89	2	178	30,9
		4	3525	11250004S	90	8	110,5	450	22,8	65	22,8	178	36,3
		4	3535	11250004	90	8	110,5	450	10,8	89	10,8	178	39,0
		5	4030	11250005S	100	8	136	450	30	76	30	216	44,0
		5	4040	11250005	100	8	136	450	17	102	17	216	48,7
		6	4535	11250006S	110	8	161,5	450	36,3	89	36,3	242	54,0
		6	4545	11250006	110	8	161,5	450	23,3	115	23,3	242	60,2
		8	5040	11250008S	125	6	212,5	450	55,3	102	55,3	265	82,0
8	5050	11250008	125	6	212,5	450	42,8	127	42,8	265	87,4		
530		3	3525	11253003S	90	8	85	480	10,0	65	10,0	178	32,3
		3	3535	11253003	90	7	85	480	2	89	2	178	35,0
		4	4030	11253004S	100	8	110,5	480	17,3	76	17,3	216	35,0
		4	4040	11253004	100	8	110,5	480	4,3	102	4,3	216	40,0
		5	4535	11253005S	110	8	136	480	23,5	89	23,5	242	55,0
		5	4545	11253005	110	8	136	480	11	115	11	242	60,0
		6	5040	11253006S	125	8	161,5	480	29,8	102	29,8	265	67,0
		6	5050	11253006	125	8	161,5	480	17,3	127	17,3	265	73,0
		8	5040	11253008S	125	6	212,5	480	55,3	102	55,3	265	87,0
8	5050	11253008	125	6	212,5	480	42,8	127	42,8	265	94,0		
560		3	3525	11256003S	90	8	85,0	510	10	65	10,0	178	33,3
		3	3535	11256003	90	7	85	510	2	89	2	178	36,0
		4	4030	11256004S	100	8	110,5	510	17,3	76	17,3	216	45,5
		4	4040	11256004	100	8	110,5	510	4,3	102	4,3	216	50,0
		5	4535	11256005S	110	8	136	510	23,5	89	23,5	242	57,0
		5	4545	11256005	110	8	136	510	11	115	11	242	63,0
		6	5040	11256006S	125	8	161,5	510	29,8	102	29,8	242	71,0
		6	5050	11256006	125	8	161,5	510	17,3	127	17,3	265	77,0
		8	5040	11256008S	125	8	212,5	510	55,3	102	55,3	265	87,0
8	5050	11256008	125	8	212,5	510	42,8	127	42,8	265	94,0		
630		3	4030	11263003S	100	8	85	580	4,5	76	4,5	216	44,0
		3	4040	11263003	100	7	85	580	8,5	102	8,5	216	48,5
		4	4535	11263004S	110	8	110,5	580	10,8	89	10,8	242	55,0
		4	4545	11263004	110	7	110,5	580	2,2	115	2,2	242	61,0
		5	5040	11263005S	125	8	136	580	17	102	17	267	70,5
		5	5050	11263005	125	8	136	580	4,5	127	4,5	267	77,0
		6	5040	11263006S	125	8	161,5	580	29,8	102	29,8	267	79,5
		6	5050	11263006	125	8	161,5	580	17,3	127	17,3	267	86,0
		8	5040	11263008S	125	8	212,5	580	55,3	102	55,3	265	98,5
8	5050	11263008	125	8	212,5	580	42,8	127	42,8	265	105,5		



Figur 7



Figur 8

DM	Spør Groove Rillen	Bøsn. nr. Bush No. Buchse	Best. nr. Part No. Best. Nr.	Max. udbor. Max. Bore Max. Bohr.	Fig.	B	J	K	L	M	N	Vægt
												Weight Gewicht
710	3	4030	11271003S	100	8	85	667	10	65	10	216	-
	3	4040	11271003	100	7	85	667	8,5	102	8,5	216	-
	4	4535	11271004S	110	8	110,5	667	10,8	89	10,8	242	-
	4	4545	11271004	110	7	110,5	667	2,2	115	2,2	242	-
	5	5040	11271005S	125	8	136	667	17	102	17	267	-
	5	5050	11271005	125	8	136	667	4,5	127	4,5	267	-
	6	5040	11271006S	125	8	161,5	667	29,8	102	29,8	267	-
	6	5050	11271006	125	8	161,5	667	17,3	127	17,3	267	-
	8	5040	11271008S	125	8	212,5	667	55,3	102	55,3	267	-
	8	5050	11271008	125	8	212,5	667	42,8	127	42,8	267	-
800	3	4535	11280003S	110	7	85	737	2	89	2	242	-
	3	4545	11280003	110	7	85	737	15	115	15	242	-
	4	5040	11280004S	125	8	110,5	737	4,3	102	4,3	267	-
	4	5050	11280004	125	7	110,5	737	8,2	127	8,2	267	-
	5	5040	11280005S	125	8	136	737	17	102	17	267	-
	5	5050	11280005	125	8	136	737	4,5	127	4,5	267	-
	6	5040	11280006S	125	8	161,5	737	29,8	102	29,8	267	-
	6	5050	11280006	125	8	161,5	737	17,3	127	17,3	267	-
	8	5040	11280008S	125	8	212,5	737	55,3	102	55,3	267	-
	8	5050	11280008	125	8	212,5	737	42,8	127	42,8	267	-
900	3	4535	11290003S	110	7	85,0	847	2	89	2	242	-
	3	4545	11290003	110	7	85	847	15	115	15	242	-
	4	5040	11290004S	125	8	110,5	847	4,3	102	4,3	267	-
	4	5050	11290004	125	7	110,5	847	8,2	127	8,2	267	-
	5	5040	11290005S	125	8	136	847	17	102	17	267	-
	5	5050	11290005	125	8	136	847	4,5	127	4,5	267	-
	6	5040	11290006S	125	8	161,5	847	29,8	102	29,8	267	-
	6	5050	11290006	125	8	161,5	847	17,3	127	17,3	267	-
	8	5040	11290008S	125	8	212,5	847	55,3	102	55,3	267	-
	8	5050	11290008	125	8	212,5	847	42,8	127	42,8	267	-
1000	3	5040	112100003S	125	7	85,0	937	8,5	102	8,5	267	-
	3	5050	112100003	125	7	85	937	2,1	127	2,1	267	-
	4	5040	112100004S	125	8	110,5	937	4,3	102	4,3	267	-
	4	5050	112100004	125	7	110,5	937	8,2	127	8,2	267	-
	5	5040	112100005S	125	8	136	937	17	102	17	267	-
	5	5050	112100005	125	8	136	937	4,5	127	4,5	267	-
	6	5040	112100006S	125	8	161,5	937	29,8	102	29,8	267	-
	6	5050	112100006	125	8	161,5	937	17,3	127	17,3	267	-
	8	5040	112100008S	125	8	212,5	937	55,3	102	55,3	267	-
	8	5050	112100008	125	8	212,5	937	42,8	127	42,8	267	-
1250	3	5050	112125003	125	7	85	1187	2,1	127	2,1	267	-
	4	5050	112125004	125	7	110,5	1187	8,2	127	8,2	267	-
	5	5050	112125005	125	8	136	1187	4,5	127	4,5	267	-
	6	5050	112125006	125	8	161,5	1187	17,3	127	17,3	267	-
	8	5050	112125008	125	8	212,5	1187	42,8	127	42,8	267	-


KILEREMSKIVER - UBORET
V-BELT PULLEYS - WITH SOLID HUB
KEILRIEMENSCHLEIBEN - UNGEBOHRT

Leveringsprogram	Side
Product Range	Page
Lieferprogramm	Seite
S (SPZ) (3V)	19
A (SPA)	20
B (SPB)	22
C (SPC)	24

**Mål og materialegivelser er med forbehold.
All dimensions and materials may be subject to change.
Mass- und Materialabweichungen vorbehalten.**

Kileremskiver efter ISO 4183 og DIN 2211.

The pulleys conform to ISO 4183 and DIN 2211.

Ausführung nach DIN 2211 und ISO 4183.

$$B = E(n-1) + 2F$$

n=antal spor
Alle mål i mm.

$$B = E(n-1) + 2F$$

n=No. og grooves
Dimensions in millimetres

$$B = E(n-1) + 2F$$

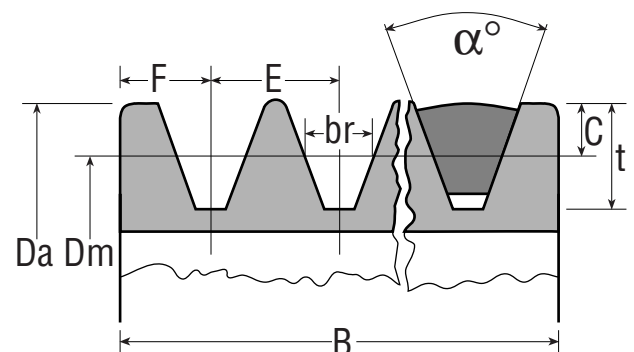
n=Rillenanzahl
Masse in mm

Materiale:	GG 20-25
Rundløbskast:	DIN 2211 del I
Planløbskast:	DIN 2211 del I
Overfladeruhed:	ISO 254
Afbalancering:	ISO 1940 Efter ordre dyn. G 6, 3
Kilespor:	DIN 6885-BS4235 samt BS 46, standard tolerance P9
Udboring:	Standard tolerance H7

Material:	Fine grain cast-iron grade 220-260
Eccentricity of O/D to bore	DIN 2211 part I
Groove side wobble tolerance:	DIN 2211 part I
Surface roughness:	ISO 254
Balance quality grade:	ISO 1940 Dynamic balancing can be supplied to order.
Keyway:	BS4235 - DIN 6885 or BS46, standard tolerance P9
Bore:	Standard tolerance H7

Material:	Hochwertiger Grauguss GG 20 - GG 25
Rundlauf-Genauigkeit:	DIN 2211 Teil I
Planlauf-Genauigkeit:	DIN 2211 Teil I
Oberfläche Rauheit:	ISO 254
Auswucht-Gütestufe:	ISO 1940 Nach Vereinbarung in zwei Ebenen.
Keilnut:	DIN 6885 oder BS46, Standard Toleranz P 9
Bohrung:	Standard Toleranz H7

Profil	Dm	α°	br	E	F	C	t
SPZ	≤80	34	8,5	12,0	8,0	2,0	11,0
	>80	38					
SPA	≤118	34	11,0	15,0	10,0	2,8	13,8
	>118	38					
SPB	≤190	34	14,0	19,0	12,5	3,5	17,5
	>190	38					
SPC	≤315	34	19,0	25,5	19,0	9,5	23,8
	>315	38					



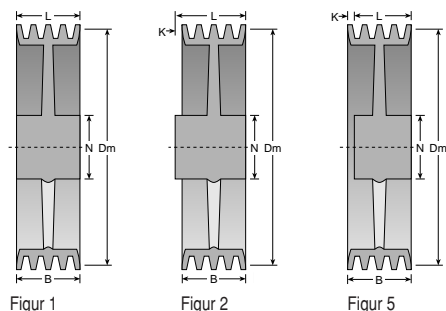


Fig. k = Kropskive/Plate Pulley/Bodenscheibe
Fig. a = Egerskive/Arm Pulley/Armscheibe

Dm	Spor Groove Rillen	Best. nr. Part No. Best. Nr.	N	L	Fig.	B	Vægt Weight Gewicht	Dm	Spor Groove Rillen	Best. nr. Part No. Best. Nr.	N	L	Fig.	B	Vægt Weight Gewicht
45	1	10304501	30	24	2k	16	0,2	132	1	10313201	55	24	2k	16	0,8
	2	10304502	30	35	2k	28	0,3		2	10313202	60	35	2k	28	1,3
	3	10304503	30	35	5k	40	0,4		3	10313203	65	40	1k	40	1,6
50	1	10305001	30	24	2k	16	0,3	140	1	10314001	55	24	2k	16	0,9
	2	10305002	30	35	2k	28	0,4		2	10314002	65	38	2k	28	1,4
	3	10305003	30	40	1k	40	0,5		3	10314003	65	40	1k	40	1,6
56	1	10305601	35	24	2k	16	0,3	150	1	10315001	55	24	2a	16	1,0
	2	10305602	35	35	2k	28	0,4		2	10315002	65	38	2k	28	1,5
	3	10305603	35	40	1k	40	0,6		3	10315003	65	40	1k	40	1,8
63	1	10306301	42	24	2k	16	0,3	160	1	10316001	60	30	2a	16	1,2
	2	10306302	42	35	2k	28	0,6		2	10316002	65	38	2a	28	1,6
	3	10306303	42	40	1k	40	0,8		3	10316003	70	40	1a	40	2,4
71	1	10307101	42	24	2k	16	0,3	170	1	10317001	60	30	2a	16	1,6
	2	10307102	42	35	2k	28	0,6		2	10317002	65	38	2a	28	1,8
	3	10307103	50	40	1k	40	1,0		3	10317003	70	40	1a	40	3,0
75	1	10307501	42	24	2k	16	0,3	180	1	10318001	60	30	2a	16	2,1
	2	10307502	42	35	2k	28	0,6		2	10318002	65	38	2a	28	2,0
	3	10307503	50	40	1k	40	1,0		3	10318003	70	40	1a	40	3,5
80	1	10308001	42	24	2k	16	0,3	190	1	10319001	65	30	2a	16	2,2
	2	10308002	50	35	2k	28	0,6		2	10319002	65	38	2a	28	2,3
	3	10308003	50	35	5k	40	1,1		3	10319003	70	40	1a	40	4,0
85	1	10308501	42	24	2k	16	0,3	200	1	10320001	65	38	2a	16	2,4
	2	10308502	50	35	2k	28	0,7		2	10320002	65	38	2a	28	2,8
	3	10308503	50	35	5k	40	1,1		3	10320003	75	40	1a	40	4,4
90	1	10309001	42	24	2k	16	0,3	212	1	10321201	65	30	2a	16	2,6
	2	10309002	50	35	2k	28	0,7		2	10321202	65	38	2a	28	3,4
	3	10309003	60	38	5k	40	1,1		3	10321203	75	40	1a	40	5,0
95	1	10309501	50	24	2k	16	0,4	225	1	10322501	70	38	2a	16	2,8
	2	10309502	50	35	2k	28	0,8		2	10322502	70	38	2a	28	4,0
	3	10309503	60	38	5k	40	1,2		3	10322503	75	40	1a	40	5,3
100	1	10310001	50	24	2k	16	0,4	250	1	10325001	70	38	2a	16	3,3
	2	10310002	50	35	2k	28	0,9		2	10325002	70	38	2a	28	4,8
	3	10310003	60	38	5k	40	1,2		3	10325003	75	40	1a	40	6,0
106	1	10310601	55	24	2k	16	0,5	280	1	10328001	70	34	2a	16	3,8
	2	10310602	50	35	2k	28	0,9		2	10328002	70	38	2a	28	5,2
	3	10310603	60	38	5k	40	1,3		3	10328003	80	40	1a	40	7,0
112	1	10311201	50	24	2k	16	0,5	315	1	10331501	70	34	2a	16	4,3
	2	10311202	60	35	2k	28	1,0		2	10331502	75	38	2a	28	6,8
	3	10311203	60	38	5k	40	1,4		3	10331503	80	40	1a	40	8,2
118	1	10311801	50	24	2k	16	0,6	355	1	10335501	70	34	2a	16	4,6
	2	10311802	60	35	2k	28	1,1		2	10335502	75	40	2a	28	8,0
	3	10311803	60	38	5k	40	1,4		3	10335503	85	45	2a	40	10,0
125	1	10312501	50	24	2k	16	0,7	400	2	10340002	80	40	2a	28	10,0
	2	10312502	60	35	2k	28	1,2		3	10340003	85	45	2a	40	11,7
	3	10312503	65	40	1k	40	1,5								

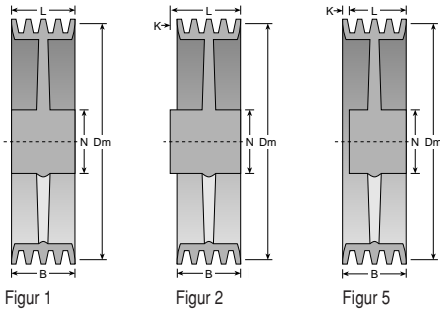


Fig. k = Kropskive/Plate Pulley/Bodenscheibe
Fig. a = Egerskive/Arm Pulley/Armscheibe

* Dm +4mm / F + 1 mm

Dm	Spør Groove Rillen	Best. nr. Part No. Best. Nr.	N	L	Fig.	B	Vægt Weight Gewicht	Dm	Spør Groove Rillen	Best. nr. Part No. Best. Nr.	N	L	Fig.	B	Vægt Weight Gewicht
40	1	10004001	35	34	2k	20	0,2	106	1	10010601	50	34	2k	20	0,8
	2	10004002	35	49	2k	35	0,3		2	10010602	50	49	2k	35	1,6
50	1	10005001	35	34	2k	20	0,3	3	10010603	55	42	5k	50	2,2	
	2	10005002	35	49	2k	35	0,4	* 4	10010604	55	53	5k	67	3,2	
	3	10005003	35	47	5k	50	0,5	* 5	10010605	60	60	5k	82	3,8	
56	1	10005601	35	34	2k	20	0,4	112	1	10011201	50	34	2k	20	1,0
	2	10005602	35	49	2k	35	0,6		2	10011202	50	49	2k	35	1,7
	3	10005603	35	47	5k	50	0,7		3	10011203	55	42	5k	50	2,3
63	1	10006301	42	34	2k	20	0,5	* 4	10011204	55	53	5k	67	3,3	
	2	10006302	42	49	2k	35	0,7	* 5	10011205	60	60	5k	82	3,9	
	3	10006303	42	47	5k	50	0,8	118	1	10011801	50	34	2k	20	1,1
	* 4	10006304	45	60	5k	67	1,2		2	10011802	60	49	2k	35	1,8
	* 5	10006305	50	70	5k	82	1,4		3	10011803	60	42	5k	50	2,4
71	1	10007101	42	34	2k	20	0,5	* 4	10011804	55	53	5k	67	3,4	
	2	10007102	42	49	2k	35	0,8	* 5	10011805	60	65	5k	82	4,1	
	3	10007103	42	42	5k	50	0,9	125	1	10012501	55	34	2k	20	1,3
	* 4	10007104	45	60	5k	67	1,4		2	10012502	60	49	2k	35	1,9
	* 5	10007105	50	70	5k	82	1,8		3	10012503	60	42	5k	50	2,5
75	1	10007501	42	34	2k	20	0,5	* 4	10012504	60	53	5k	67	3,4	
	2	10007502	42	49	2k	35	1,0	* 5	10012505	65	65	5k	82	4,4	
	3	10007503	46	42	5k	50	1,0	132	1	10013201	55	34	2k	20	1,4
	* 4	10007504	45	60	5k	67	1,7		2	10013202	60	49	2k	35	2,2
	* 5	10007505	50	82	1k	82	1,9		3	10013203	60	42	5k	50	2,5
80	1	10008001	42	34	2k	20	0,5	* 4	10013204	60	53	5k	67	3,5	
	2	10008002	42	49	2k	35	1,0	* 5	10013205	65	65	5k	82	4,7	
	3	10008003	46	42	5k	50	1,1	140	1	10014001	60	34	2k	20	1,5
	* 4	10008004	50	60	5k	67	1,8		2	10014002	60	49	2k	35	2,3
	* 5	10008005	55	55	5k	82	2,0		3	10014003	60	42	5k	50	2,6
85	1	10008501	42	34	2k	20	0,6	* 4	10014004	60	53	5k	67	3,6	
	2	10008502	50	49	2k	35	1,2	* 5	10014005	65	65	5k	82	4,9	
	3	10008503	50	42	5k	50	1,4	150	1	10015001	60	36	2a	20	1,6
	* 4	10008504	50	53	5k	67	1,9		2	10015002	60	49	2a	35	2,5
	* 5	10008505	55	55	5k	82	2,2		3	10015003	60	42	5k	50	2,9
90	1	10009001	50	34	2k	20	0,8	* 4	10015004	60	53	5k	67	4,0	
	2	10009002	50	49	2k	35	1,4	* 5	10015005	65	65	5k	82	5,1	
	3	10009003	52	42	5k	50	1,6	160	1	10016001	60	36	2a	20	1,7
	* 4	10009004	50	53	5k	67	2,2		2	10016002	60	49	2a	35	2,4
	* 5	10009005	55	67	5k	82	2,5		3	10016003	60	42	5a	50	2,8
95	1	10009501	50	34	2k	20	0,7	* 4	10016004	60	60	5k	67	3,6	
	2	10009502	50	49	2k	35	1,5	* 5	10016005	65	70	5k	82	5,4	
	3	10009503	52	42	5k	50	1,8	170	1	10017001	60	36	2a	20	2,0
	* 4	10009504	55	53	5k	67	2,4		2	10017002	60	49	2a	35	2,9
	* 5	10009505	60	67	5k	82	2,7		3	10017003	60	42	5a	50	3,2
100	1	10010001	50	34	2k	20	0,8	* 4	10017004	60	60	5a	67	4,2	
	2	10010002	50	49	2k	35	1,3	* 5	10017005	65	70	5a	82	5,8	
	3	10010003	52	42	5k	50	1,9	180	1	10018001	65	36	2a	20	2,0
	* 4	10010004	55	53	5k	67	2,7		2	10018002	63	49	2a	35	3,1
	* 5	10010005	60	60	5k	82	3,1		3	10018003	70	42	5a	50	3,6
								* 4	10018004	70	60	5a	67	4,6	
								* 5	10018005	75	70	5a	82	6,1	

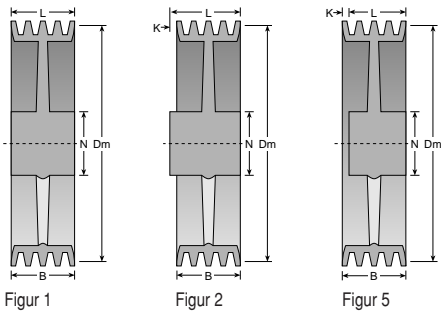


Fig. k = Kropskive/Plate Pulley/Bodenscheibe
Fig. a = Egerskive/Arm Pulley/Armscheibe

* Dm +4mm / F + 1 mm

Dm	Spor Groove Rillen	Best. nr. Part No. Best. Nr.	N	L	Fig.	B	Vægt Weight Gewicht	Dm	Spor Groove Rillen	Best. nr. Part No. Best. Nr.	N	L	Fig.	B	Vægt Weight Gewicht
190	1	10019001	65	36	2a	20	2,0	400	* 1	10040001	85	50	2a	22	6,8
	2	10019002	70	49	2a	35	3,2		* 2	10040002	85	53	2a	37	8,8
	3	10019003	70	42	5a	50	4,0		* 3	10040003	95	47	5a	52	10,5
	* 4	10019004	75	60	5a	67	5,2		* 4	10040004	95	67	1a	67	12,4
	* 5	10019005	75	70	5a	82	6,3		* 5	10040005	100	82	1a	82	15,9
200	1	10020001	70	36	2a	20	2,4	450	* 1	10045001	90	50	2a	22	7,5
	2	10020002	75	49	2a	35	2,8		* 2	10045002	85	53	2a	37	9,4
	3	10020003	75	42	5a	50	4,2		* 3	10045003	95	47	5a	52	12,1
	* 4	10020004	70	60	5a	67	4,9		* 4	10045004	100	67	1a	67	14,2
	* 5	10020005	75	70	5a	82	6,4		* 5	10045005	100	82	1a	82	18,3
212	1	10021201	70	36	2a	20	2,7	500	* 1	10050001	90	50	2a	22	10,5
	2	10021202	75	49	2a	35	3,4		* 2	10050002	90	55	2a	37	10,7
	3	10021203	75	42	5a	50	4,4		* 3	10050003	100	60	2a	52	13,4
	* 4	10021204	70	60	5a	67	5,6		* 4	10050004	100	67	1a	67	16,2
	* 5	10021205	75	70	5a	82	6,8		* 5	10050005	100	82	1a	82	22,8
225	1	10022501	70	36	2a	20	2,7	560	* 1	10056001	95	60	2a	22	14,0
	2	10022502	75	49	2a	35	3,8		* 2	10056002	95	60	2a	37	13,1
	3	10022503	75	42	5a	50	4,6		* 3	10056003	100	74	2a	52	15,6
	* 4	10022504	75	60	5a	67	6,5		* 4	10056004	105	67	1a	67	19,4
	* 5	10022505	75	70	5a	82	7,2		* 5	10056005	105	82	1a	82	24,5
236	1	10023601	70	36	2a	20	3,3	630	* 2	10063002	100	77	2a	37	15,4
	2	10023602	75	49	2a	35	4,1		* 3	10063003	100	74	2a	52	19,2
	3	10023603	75	47	5a	50	4,9		* 4	10063004	110	80	2a	67	25,0
	* 4	10023604	80	60	5a	67	6,2		* 5	10063005	110	82	1a	82	28,0
	* 5	10023605	80	70	5a	82	7,5								
250	1	10025001	75	36	2a	20	3,4								
	2	10025002	75	49	2a	35	4,3								
	3	10025003	80	47	5a	50	5,3								
	* 4	10025004	80	60	5a	67	7,0								
	* 5	10025005	80	70	5a	82	7,8								
280	1	10028001	75	44	2a	20	3,9								
	2	10028002	75	53	2a	35	5,3								
	3	10028003	80	47	5a	50	6,5								
	* 4	10028004	85	60	5a	67	8,5								
	* 5	10028005	85	70	5a	82	9,9								
300	1	10030001	80	44	2a	20	4,2								
	2	10030002	80	53	2a	35	5,9								
	3	10030003	85	47	5a	50	7,5								
	* 4	10030004	90	60	5a	67	9,8								
	* 5	10030005	90	70	5a	82	11,3								
315	1	10031501	80	44	2a	20	4,7								
	2	10031502	80	53	2a	35	6,6								
	3	10031503	85	47	5a	50	8,7								
	* 4	10031504	90	60	5a	67	11,1								
	* 5	10031505	90	70	5a	82	12,5								
355	1	10035501	80	44	2a	20	5,5								
	2	10035502	85	53	2a	35	7,7								
	3	10035503	90	47	5a	50	9,5								
	* 4	10035504	90	60	5a	67	11,8								
	* 5	10035505	95	70	5a	82	13,8								

B (SPB)

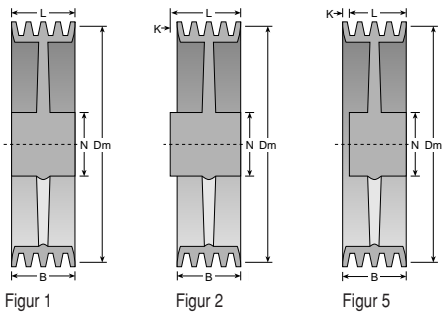


Fig. k = Kropskive/Plate Pulley/Bodenscheibe
Fig. a = Egerskive/Arm Pulley/Armscheibe

* Dm + 5,5mm / F + 2 mm

Dm	Spør Groove Rillen	Best. nr. Part No. Best. Nr.	N	L	Fig.	B	Vægt Weight Gewicht	Dm	Spør Groove Rillen	Best. nr. Part No. Best. Nr.	N	L	Fig.	B	Vægt Weight Gewicht
56	1	10105601	42	41	2k	25	0,6	112	1	10111201	55	41	2k	25	1,5
	2	10105602	45	60	2k	44	1,0		2	10111202	55	60	2k	44	2,3
	3	10105603	50	62	5k	63	1,1		3	10111203	60	55	5k	63	3,1
63	1	10106301	45	41	2k	25	0,7	* 4	10111204	60	67	5k	86	4,7	
	2	10106302	50	60	2k	44	1,2	* 5	10111205	70	75	5k	105	5,6	
	3	10106303	50	62	5k	63	1,2	* 6	10111206	70	85	5k	124	6,1	
71	1	10107101	45	41	2k	25	0,7	118	1	10111801	55	41	2k	25	1,5
	2	10107102	48	60	2k	44	1,3		2	10111802	55	60	2k	44	2,4
	3	10107103	50	55	5k	63	1,6		3	10111803	60	55	5k	63	3,2
75	1	10107501	45	41	2k	25	0,8	* 4	10111804	60	70	5k	86	5,2	
	2	10107502	48	60	2k	44	1,4	* 5	10111805	70	75	5k	105	7,2	
	3	10107503	50	62	5k	63	1,8	* 6	10111806	70	85	5k	124	6,6	
80	1	10108001	50	41	2k	25	1,0	125	1	10112501	55	41	2k	25	1,6
	2	10108002	50	60	2k	44	1,6		2	10112502	55	60	2k	44	2,5
	3	10108003	50	55	5k	63	2,0		3	10112503	60	55	5k	63	3,2
	* 4	10108004	52	70	5k	86	2,4		* 4	10112504	65	70	5k	86	4,7
	* 5	10108005	45	80	5k	105	2,7		* 5	10112505	70	75	5k	105	8,6
85	1	10108501	50	41	2k	25	1,1	* 6	10112506	75	85	5k	124	8,0	
	2	10108502	50	60	2k	44	1,7	132	1	10113201	60	41	2k	25	1,8
	3	10108503	55	55	5k	63	2,1		2	10113202	60	60	2k	44	2,6
	* 4	10108504	60	70	5k	86	2,7		3	10113203	65	55	5k	63	3,4
	* 5	10108505	60	75	5k	105	3,0		* 4	10113204	70	70	5k	86	6,3
90	1	10109001	50	41	2k	25	1,1		* 5	10113205	70	75	5k	105	9,4
	2	10109002	50	60	2k	44	1,8	* 6	10113206	75	85	5k	124	8,5	
	3	10109003	55	55	5k	63	2,3	140	1	10114001	65	41	2k	25	2,1
	* 4	10109004	60	70	5k	86	3,0		2	10114002	65	60	2k	44	2,9
	* 5	10109005	60	75	5k	105	3,3		3	10114003	70	55	5k	63	3,9
95	1	10109501	50	41	2k	25	1,2		* 4	10114004	70	70	5k	86	6,9
	2	10109502	55	60	2k	44	2,0		* 5	10114005	75	75	5k	105	7,5
	3	10109503	55	67	2k	63	2,5	* 6	10114006	75	85	5k	124	11,4	
	* 4	10109504	60	70	5k	86	2,9	150	1	10115001	65	43	2k	25	2,4
	* 5	10109505	60	75	5k	105	3,6		2	10115002	70	48	2k	44	3,2
100	1	10110001	55	41	2k	25	1,3		3	10115003	70	60	5k	63	4,2
	2	10110002	55	60	2k	44	2,1		* 4	10115004	75	70	5k	86	6,7
	3	10110003	60	55	5k	63	2,8		* 5	10115005	75	75	5k	105	8,4
	* 4	10110004	60	70	5k	86	3,8	* 6	10115006	80	85	5k	124	12,1	
	* 5	10110005	65	75	5k	105	4,4	160	1	10116001	65	43	2a	25	2,5
	* 6	10110006	65	124	1k	124	5,2		2	10116002	70	48	2a	44	3,3
106	1	10110601	55	41	2k	25	1,4		3	10116003	70	60	5a	63	4,6
	2	10110602	55	60	2k	44	2,0		* 4	10116004	80	70	5k	86	7,0
	3	10110603	60	55	5k	63	3,0		* 5	10116005	80	75	5k	105	9,3
	* 4	10110604	60	70	5k	86	4,3		* 6	10116006	85	85	5k	124	12,8
	* 5	10110605	65	75	5k	105	5,1	170	1	10117001	70	43	2a	25	2,8
	* 6	10110606	65	124	1k	124	6,0		2	10117002	70	48	2a	44	3,4
106	1	10110601	55	41	2k	25	1,4		3	10117003	70	60	5a	63	4,8
	2	10110602	55	60	2k	44	2,0		* 4	10117004	80	70	5k	86	7,2
	3	10110603	60	55	5k	63	3,0		* 5	10117005	85	75	5k	105	8,9
	* 4	10110604	60	70	5k	86	4,3		* 6	10117006	85	85	5k	124	13,1
	* 5	10110605	65	75	5k	105	5,1								
	* 6	10110606	65	124	1k	124	6,0								

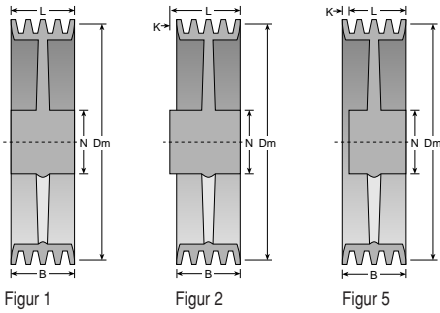
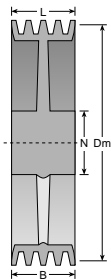


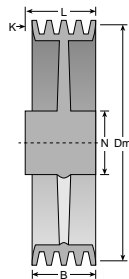
Fig. k = Kropskive/Plate Pulley/Bodenscheibe
Fig. a = Egerskive/Arm Pulley/Armscheibe

* Dm + 5,5mm / F + 2 mm

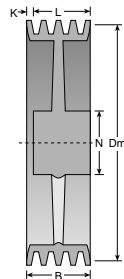
Dm	Spor Groove Rillen	Best. nr. Part No. Best. Nr.	N	L	Fig.	B	Vægt Weight Gewicht	Dm	Spor Groove Rillen	Best. nr. Part No. Best. Nr.	N	L	Fig.	B	Vægt Weight Gewicht
180	1	10118001	70	43	2a	25	3,1	315	1	10131501	80	49	2a	25	6,4
	2	10118002	70	48	2a	44	3,9		2	10131502	85	55	2a	44	8,2
	3	10118003	75	60	5a	63	5,2		3	10131503	90	67	2a	63	12,9
	* 4	10118004	80	70	5a	86	7,4		* 4	10131504	95	80	5a	86	13,0
	* 5	10118005	85	75	5k	105	9,0		* 5	10131505	100	80	5a	105	17,6
	* 6	10118006	90	85	5k	124	10,8		* 6	10131506	100	90	5a	124	20,6
190	1	10119001	70	43	2a	25	3,1	355	1	10135501	85	49	2a	25	7,0
	2	10119002	70	48	2a	44	4,2		2	10135502	90	55	2a	44	9,7
	3	10119003	75	60	5a	63	5,4		3	10135503	95	67	2a	63	13,4
	* 4	10119004	85	70	5a	86	7,6		* 4	10135504	100	80	5a	86	18,2
	* 5	10119005	90	75	5k	105	9,2		* 5	10135505	105	75	5a	105	18,7
	* 6	10119006	95	85	5k	124	12,0		* 6	10135506	110	90	5a	124	19,7
200	1	10120001	70	43	2a	25	3,4	400	* 1	10140001	90	49	2a	29	8,4
	2	10120002	75	48	2a	44	4,4		* 2	10140002	90	55	2a	48	10,0
	3	10120003	75	60	5a	63	5,8		* 3	10140003	95	67	1a	67	14,3
	* 4	10120004	85	60	5a	86	7,9		* 4	10140004	100	80	5a	86	18,5
	* 5	10120005	90	80	5k	105	9,5		* 5	10140005	105	85	5a	105	22,5
	* 6	10120006	95	90	5k	124	12,2		* 6	10140006	110	90	5a	124	28,0
212	1	10121201	75	43	2a	25	3,7	450	* 1	10145001	90	55	2a	29	9,8
	2	10121202	75	48	2a	44	4,6		* 2	10145002	90	55	2a	48	10,8
	3	10121203	80	60	5a	63	6,1		* 3	10145003	95	67	1a	67	15,0
	* 4	10121204	90	70	5a	86	7,7		* 4	10145004	105	80	5a	86	20,5
	* 5	10121205	90	80	5a	105	10,3		* 5	10145005	110	80	5a	105	26,0
	* 6	10121206	95	90	5k	124	13,5		* 6	10145006	115	90	5a	124	28,9
225	1	10122501	75	43	2a	25	4,0	500	* 1	10150001	90	55	2a	29	10,7
	2	10122502	75	48	2a	44	5,4		* 2	10150002	100	59	2a	48	13,7
	3	10122503	80	60	5a	63	6,9		* 3	10150003	100	67	1a	67	15,2
	* 4	10122504	90	70	5a	86	8,6		* 4	10150004	100	80	5a	86	21,3
	* 5	10122505	90	90	5k	105	11,7		* 5	10150005	115	80	5a	105	30,0
	* 6	10122506	95	90	5k	124	14,7		* 6	10150006	120	90	5a	124	33,8
250	1	10125001	75	43	2a	25	4,2	560	* 1	10156001	100	55	2a	29	12,3
	2	10125002	75	55	2a	44	6,1		* 2	10156002	100	55	2a	48	15,0
	3	10125003	80	60	5a	63	8,6		* 3	10156003	100	67	1a	67	24,2
	* 4	10125004	90	70	5a	86	9,8		* 4	10156004	115	80	5a	86	26,0
	* 5	10125005	100	80	5a	105	13,2		* 5	10156005	120	80	5a	105	34,4
	* 6	10125006	100	90	5a	124	17,0		* 6	10156006	120	90	5a	124	39,0
280	1	10128001	80	49	2a	25	5,7	630	* 1	10163001	100	70	2a	29	16,2
	2	10128002	80	55	2a	44	7,0		* 2	10163002	100	80	2a	48	20,2
	3	10128003	90	60	5a	63	9,6		* 3	10163003	100	80	2a	67	27,0
	* 4	10128004	90	70	5a	86	11,5		* 4	10163004	120	86	1a	86	30,8
	* 5	10128005	100	80	5a	105	15,5		* 5	10163005	125	90	5a	105	37,2
	* 6	10128006	100	90	5a	124	18,0		* 6	10163006	130	100	5a	124	44,0
300	1	10130001	80	49	2a	25	5,9								
	2	10130002	80	55	2a	44	7,5								
	3	10130003	90	67	2a	63	10,5								
	* 4	10130004	95	80	5a	86	12,4								
	* 5	10130005	100	80	5a	105	16,5								
	* 6	10130006	100	90	5a	124	18,2								



Figur 1



Figur 2



Figur 5

Fig. k = Kropskive/Plate Pulley/Bodenscheibe
Fig. a = Egerskive/Arm Pulley/Armscheibe

Dm	Spør Groove Rillen	Best. nr. Part No. Best. Nr.	N	L	Fig.	B	Vægt Weight Gewicht
100	1	10210001	65	45	2K	38	1,8
110	1	10211001	65	45	2K	38	2,0
120	1	10212001	65	45	2K	38	2,3
130	1	10213001	65	45	2K	38	2,6
	2	10213002	65	50	5K	64	4,6
140	1	10214001	70	45	2K	38	2,9
	2	10214002	70	50	5K	64	5,0
	3	10214003	70	65	5K	90	6,6
150	1	10215001	70	45	2K	38	3,1
	2	10215002	70	50	5K	64	5,3
	3	10215003	70	65	5K	90	7,5
	4	10215004	70	80	5K	116	10,4
160	1	10216001	70	45	2K	38	3,7
	2	10216002	70	50	5K	64	5,4
	3	10216003	70	65	5K	90	9,0
	4	10216004	75	80	5K	116	11,6
170	1	10217001	75	45	2K	38	4,0
	2	10217002	80	50	5K	64	6,1
	3	10217003	80	65	5K	90	9,6
	4	10217004	80	80	5K	116	12,0
180	1	10218001	70	54	2k	38	4,2
	2	10218002	85	64	1k	64	7,2
	3	10218003	85	90	1k	90	10,4
	4	10218004	85	95	5k	116	10,5
	5	10218005	85	100	5k	142	18,0
	6	10218006	95	115	5k	168	23,6
190	1	10219001	70	54	2K	38	4,6
	2	10219002	85	64	2K	64	6,7
	3	10219003	85	90	1K	90	10,6
	4	10219004	85	95	5K	116	11,0
	5	10219005	85	100	5K	142	18,5
200	1	10220001	70	54	2k	38	4,8
	2	10220002	85	64	1k	64	7,8
	3	10220003	85	90	1k	90	8,8
	4	10220004	90	95	5k	116	11,2
	5	10220005	90	100	5k	142	15,4
	6	10220006	100	125	5k	168	27,0
225	1	10222501	80	54	2a	38	5,5
	2	10222502	90	64	1a	64	7,8
	3	10222503	90	90	1a	90	10,6
	4	10222504	95	95	5a	116	13,1
	5	10222505	100	100	5a	142	16,7
	6	10222506	100	115	5a	168	35,0
250	1	10225001	90	54	2a	38	7,3
	2	10225002	90	64	1a	64	8,8
	3	10225003	90	90	1a	90	11,0
	4	10225004	95	95	5a	116	15,3
	5	10225005	100	100	5a	142	19,0
	6	10225006	110	115	5a	168	23,7

Dm	Spør Groove Rillen	Best. nr. Part No. Best. Nr.	N	L	Fig.	B	Vægt Weight Gewicht
280	1	10228001	90	54	2a	38	8,7
	2	10228002	95	64	1a	64	10,9
	3	10228003	95	90	1a	90	15,6
	4	10228004	100	95	5a	116	17,5
	5	10228005	105	100	5a	142	20,5
	6	10228006	110	115	5a	168	27,0
315	1	10231501	90	54	2a	38	9,1
	2	10231502	95	74	2a	64	13,0
	3	10231503	95	90	1a	90	17,1
	4	10231504	100	95	5a	116	20,0
	5	10231505	105	100	5a	142	24,7
	6	10231506	120	115	5a	168	31,2
335	2	10233502	95	74	2a	64	14,0
	3	10233503	95	90	1a	90	18,3
	4	10233504	100	95	5a	116	22,4
	5	10233505	105	100	5a	142	28,3
	6	10233506	120	115	5a	168	34,4
355	2	10235502	100	74	2a	64	15,2
	3	10235503	110	90	1a	90	19,2
	4	10235504	110	95	5a	116	25,8
	5	10235505	120	100	5a	142	32,0
	6	10235506	120	115	5a	168	36,2
400	2	10240002	110	80	2a	64	16,4
	3	10240003	110	90	1a	90	20,6
	4	10240004	110	105	5a	116	28,0
	5	10240005	120	100	5a	142	32,0
	6	10240006	130	115	5a	168	45,2
450	2	10245002	110	80	2a	64	21,1
	3	10245003	120	90	1a	90	26,3
	4	10245004	120	105	5a	116	31,1
	5	10245005	130	110	5a	142	42,2
	6	10245006	130	120	5a	168	48,5
500	3	10250003	120	90	1a	90	28,4
	4	10250004	120	105	5a	116	34,1
	5	10250005	130	110	5a	142	48,2
	6	10250006	130	120	5a	168	52,5
560	3	10256003	120	90	1a	90	31,1
	4	10256004	120	105	5a	116	39,0
	5	10256005	130	110	5a	142	54,1
	6	10256006	140	120	5a	168	61,5
630	3	10263003	130	90	1a	90	38,5
	4	10263004	130	105	5a	116	48,1
	5	10263005	140	110	5a	142	62,2
	6	10263006	140	120	5a	168	73,2



**VARIABLE KILEREMSKIVER MED FORBOR-
ING OG FOR TAPER BØSNING**

**ADJUSTABLE SPEED V-BELT PULLEYS PRE-
BORED AND FOR TAPER BUSHES**

**VERSTELLBARE KEILRIEMENSCHLEIBEN VORGE-
BOHRTE UND FÜR TAPER BUCHSEN**

Leveringsprogram

Product Range

Lieferprogramm

Side

Page

Seite

Variable kileremskiver med forboring og for Taper Bøsning

Adjustable Speed V-belt Pulleys prebored and for Taper Bushes

Verstellbare Keilriemenscheiben vorgebohrte und für Taper Buchsen 26

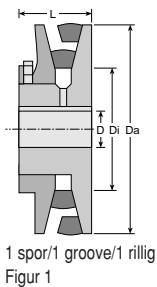
**Mål og materialeangivelser er med forbehold.
All dimensions and materials may be subject to change.
Mass- und Materialabweichungen vorbehalten.**



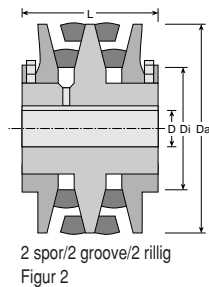
VARIABLE KILEREMSKIVER MED FORBORING OG FOR TAPER BØSNING

ADJUSTABLE SPEED V-BELT PULLEYS PREBORED AND FOR TAPER BUSHES

VERSTELLBARE KEILRIEMENSCHLEIBEN VORGEBOHRTE UND FÜR TAPER BUCHSEN



I spors kan også leveres boret for Taper Bøsninger.*
I groove can also be supplied bored for Taper Bushes.*
I-rillig können auch für Taper Buchsen gebohrt geliefert werden.*



Matr. GG 20-25

Type Nr. Type No. Typ Nr.	Profil Profile Profil	Fig.	Middel dia Ø Pitch dia. Wirk-Ødw		Ø di	Ø da	L	Forboring Pilot bore Vorbohrung	Udboring Bore Bohrung Max.	Vægt Weight Gewicht Ca. kg
			Min.	Max.						
5VS092-1 *1008	10 x 6 SPZ	1 1	55 60	88 89	48	92	31	10	28	0,85
5VS093-1	10 x 6 13 x 8	1 1	54 55	78 85	48	93	35	10	24	0,90
5VS108-1 *1108	10 x 6 13 x 8 SPZ SPA	1 1 1 1	68 70 75 76	92 100 93 102	63	108	35	10	28	1,20
5VS120-1 *1108	10 x 6 13 x 8 SPZ SPA	1 1 1 1	80 82 87 88	104 112 105 114	75	120	35	12	28	1,50
5VS138-1 *1215	10 x 6 13 x 6 SPZ SPA	1 1 1 1	98 100 105 106	122 130 123 132	93	138	38	16	42	2,20
5VS159-1 *1615	10 x 8 SPA	1 1	122 128	152 154	115	159	39	18	48	3,50
5VS180-1 *1615	10 x 8 17 x 11 SPA SPB	1 1 1 1	128 132 134 137	158 170 160 173	121	180	45	18	48	4,20
5VS120-2	10 x 6 13 x 8 SPZ SPA	2 2 2 2	80 82 87 88	104 112 105 114	75	120	68	18	28	2,95
5VS138-2	10 x 6 13 x 8 SPZ SPA	2 2 2 2	98 100 105 106	122 130 123 132	93	138	74	18	42	4,32
5VS159-2	13 x 8 SPA	2 2	122 128	152 154	115	159	76	18	48	5,90
5VS180-2	13 x 8 17 x 11 SPA SPB	2 2 2 2	128 132 134 137	158 170 160 173	121	180	88	18	48	8,40
5VS200-2	13 x 8 17 x 11 SPA SPB	2 2 2 2	149 152 155 159	177 190 179 193	141	200	93	22	48	10,90
5VS250-2	13 x 8 17 x 11 22 x 14 SPA SPB SPC	2 2 2 2 2 2	199 202 204 205 209 216	227 240 236 229 243 240	191	250	93	22	65	16,65



FLADREMSKIVER FOR TAPER BØSNINGER

FLAT BELT PULLEYS FOR TAPER BUSHES

FLACHRIEMENSCHLEIBEN FÜR TAPER BUCHSEN

Leveringsprogram

Product Range

Lieferprogramm

Side

Page

Seite

Fladremskiver for Taper Bøsninger

Flat Belt Pulleys for Taper Bushes

Flachriemenscheiben für Taper Buchsen 29

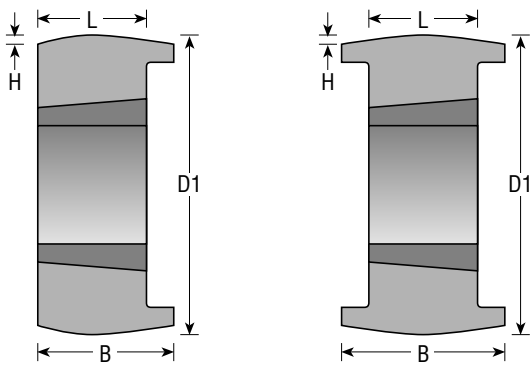
**Mål og materialeangivelser er med forbehold.
All dimensions and materials may be subject to change.
Mass- und Materialabweichungen vorbehalten.**

FLADREMSKIVER FOR TAPER BØSNINGER

FLAT BELT PULLEYS FOR TAPER BUSHES

FLACHRIEMENSCHLEIBEN FÜR TAPER BUCHSEN

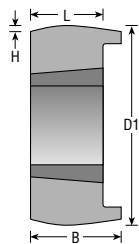
Materiale:	GG 20-25	Material:	Fine grain cast-iron grade 220-260	Material:	Hochwertiger Grauguss GG 20 - GG 25
Rundløbskast:	DIN 111	Eccentricity of O/D to bore	DIN 111	Rundlauf-Genauigkeit:	DIN 111
Planløbskast:	DIN 111	Groove side wobble tolerance	DIN 111	Planlauf-Genauigkeit:	DIN 111
Overfladeruhed:	Løbeflade: RA=3,2	Surface roughness:	Crowned face: RA=3,2.	Oberfläche Rauheit:	Lauffläche: RA=3,2
Afbalancering:	ISO 1940 Ab lager statisk G 6,3 Ab lager dyn. G 6,3 ≥ 355 mm Efter ordre dyn. G 6,3 < 355 mm.	Balance quality grade:	ISO 1940 Pulleys from stock are statically balanced to grade G 6,3 and from 355 mm dynamically balanced to grade G 6,3. Pulleys smaller than 355 mm dynamic balancing can be supplied to order.	Auswucht-Gütestufe:	ISO 1940. Lagerscheiben mit Gütestufe G 6,3 in einer Ebene und ab Ø 355 mm in zwei Ebenen. Kleiner als Ø 355 mm nach Vereinbarung in zwei Ebenen.



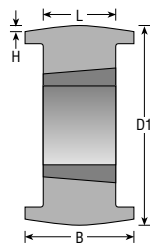
FLADREMSKIVER FOR TAPER BØSNINGER

FLAT BELT PULLEYS FOR TAPER BUSHES

FLACHRIEMENSCHLEIBEN FÜR TAPER BUCHSEN



Figur 1



Figur 3

Fig. ● = Fuldskiye/Solid Pulley/Vollscheibe
Fig. ○ = Grundskive/Plate Pulley/Bodenscheibe

D1	B	Bøsn. nr. Bush No. Buchse	Best. nr. Part No. Best. Nr.	L	Fig.	H	Omdrejningstal Speed Drehzahl	Vægt uden bøsning Weight without bush Gewicht ohne Buchse
63	50	1108	FL063050	22	3 ●	0,3	12000	0,6
80	50	1210	FL080050	25	1 ●	0,3	9500	1,2
	80	1615	FL080080	38	1 ●	0,3	9500	1,5
90	50	1615	FL090050	38	1 ●	0,3	8500	1,5
	80	1615	FL090080	38	1 ●	0,3	8500	1,9
	100	1615	FL090100	38	3 ●	0,3	8500	2,2
100	50	1615	FL100050	38	1 ●	0,3	7500	1,8
	80	1615	FL100080	38	1 ●	0,3	7500	2,4
	100	1615	FL100100	38	3 ●	0,3	7500	2,7
125	50	2012	FL125050	32	1 ●	0,4	6000	2,6
	80	2517	FL125080	45	1 ●	0,4	6000	3,4
	100	2517	FL125100	45	3 ●	0,4	6000	3,8
	125	2517	FL125125	45	3 ●	0,4	6000	4,5
140	50	2012	FL140050	32	1 ●	0,4	5400	3,4
	80	2517	FL140080	45	1 ●	0,4	5400	4,5
	100	3020	FL140100	51	1 ●	0,4	5400	4,9
	125	3030	FL140125	76	1 ●	0,4	5400	5,2
150	50	2012	FL150050	32	1 ●	0,4	5000	4,0
	80	2517	FL150080	45	1 ●	0,4	5000	5,4
	100	3020	FL150100	51	1 ●	0,4	5000	6,2
	125	3030	FL150125	76	1 ●	0,4	5000	6,7
	160	3030	FL150160	76	1 ●	0,4	5000	7,6
160	50	2012	FL160050	32	1 ●	0,5	4750	4,6
	80	2517	FL160080	45	1 ●	0,5	4750	6,3
	100	3020	FL160100	51	1 ●	0,5	4750	7,5
	125	3030	FL160125	76	1 ●	0,5	4750	8,5
	160	3030	FL160160	76	1 ●	0,5	4750	10,0
180	80	2517	FL180080	45	1 ●	0,5	4250	7,2
	100	3020	FL180100	51	1 ●	0,5	4250	9,8
	125	3030	FL180125	76	1 ●	0,5	4250	12,0
	160	3030	FL180160	76	1 ●	0,5	4250	14,0
200	80	2517	FL200080	45	1 ○	0,6	3800	8,0
	100	3020	FL200100	51	1 ●	0,6	3800	12,0
	125	3030	FL200125	76	1 ●	0,6	3800	15,5
	160	3030	FL200160	76	1 ●	0,6	3800	18,0
224	80	2517	FL224080	45	1 ○	0,6	3400	8,2
	100	3020	FL224100	51	1 ○	0,6	3400	11,5
	125	3030	FL224125	76	1 ○	0,6	3400	15,0
	160	3030	FL224160	76	1 ○	0,6	3400	17,0
250	80	2517	FL250080	45	1 ○	0,8	3000	8,5
	100	3020	FL250100	51	1 ○	0,8	3000	11,0
	125	3030	FL250125	76	1 ○	0,8	3000	15,5
	160	3030	FL250160	76	1 ○	0,8	3000	17,5
280	100	3020	FL280100	51	1 ○	0,8	2700	13,4
	125	3030	FL280125	76	1 ○	0,8	2700	17,3
	160	3535	FL280160	89	1 ○	0,8	2700	21,8
	200	4040	FL280200	102	1 ○	0,8	2700	28,3
315	100	3020	FL315100	51	1 ○	0,8	2400	15,8
	125	3030	FL315125	76	1 ○	0,8	2400	19,0
	160	3535	FL315160	89	1 ○	0,8	2400	26,0
	200	4040	FL315200	102	1 ○	0,8	2400	32,0
355	100	3030	FL355100	76	1 ○	0,8	2150	20,0
	125	3030	FL355125	76	1 ○	0,8	2150	22,0
	160	3535	FL355160	89	1 ○	0,8	2150	27,0
	200	4040	FL355200	102	1 ○	0,8	2150	36,0
400	100	3535	FL400100	89	1 ○	1,0	1900	26,0
	125	3535	FL400125	89	1 ○	1,0	1900	28,0
	160	3535	FL400160	89	1 ○	1,0	1900	32,0
	200	4040	FL400200	102	1 ○	1,0	1900	40,0
450	160	3535	FL450160	89	1 ○	1,0	1700	42,5
	200	4040	FL450200	102	3 ○	1,0	1700	54,5
500	160	4040	FL500160	102	3 ○	1,0	1500	53,0
	200	4545	FL500200	115	3 ○	1,0	1500	69,0
560	160	4040	FL560160	102	3 ○	1,2	1350	66,5
	200	4545	FL560200	115	3 ○	1,2	1350	86,0
630	160	4545	FL630160	115	3 ○	1,2	1200	80,0
	200	5050	FL630200	127	3 ○	1,2	1200	103,0



**SVEJSENAV FOR TAPER BØSNINGER
WELD-ON-HUBS FOR TAPER BUSHES
EINSCHWEIßNABEN FÜR TAPER BUCHSEN**

**BOLTENAV FOR TAPER BØSNINGER
BOLT-ON-HUBS FOR TAPER BUSHES
ANSCHRAUBNABEN FÜR TAPER BUCHSEN**

**ADAPTORER
ADAPTORS
ZWISCHENHÜLSEN**

Leveringsprogram	Side
Product Range	Page
Lieferprogramm	Seite
Svejsenav for Taper Bøsninger Weld-on-Hubs for Taper Bushes Einschweißnaben für Taper Buchsen	32
Boltenav for Taper Bøsninger Bolt-on-Hubs for Taper Bushes Anschraubnaben für Taper Buchsen	33
Adaptorer Adaptors Zwischenhülsen	34

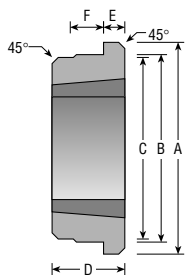
**Mål og materialeangivelser er med forbehold.
All dimensions and materials may be subject to change.
Mass- und Materialabweichungen vorbehalten.**



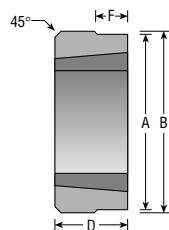
SVEJSENAV FOR TAPER BØSNINGER

WELD-ON-HUBS FOR TAPER BUSHES

EINSCHWEIßNABEN FÜR TAPER BUCHSEN



Figur 1



Figur 2

Best. nr. Part No. Best. Nr.	Bøsning nr. Bush No. Buchse Nr.	Fig.	A	B h8	C	D	E	F
50WH1200 50WH1600	1210 1610	1	70 80	65 75	64,5 74,5	25	9	10
50WH2000 50WH2500	2012 2517	1	95 115	90 110	89,5 109,5	32 44	12 19	12 15
50WH3000 50WH3500	3020 3525	1	145 190	140 180	139,5 179,5	50 65	19 25	15 25
50WH3535 50WH4000	3535 4040	1	190 200	180 190	179,5 189,5	89 101	32 32	25 30
50WH4500 50WH5000	4545 5050	1	210 230	200 220	199,5 219,5	115 127	40 40	30 35
50WM1200 50WM1215	1210 1215	1	70 73	60 60	58 58	25 38	9 16	10 11
50WM1600 50WM2000	1615 2012	1	83 95	70 90	68 88	38 32	16 12	11 12
50WM2500 50WM3000	2517 3030	1	127 152	110 130	108 125	44 76	19 25	13 19
50WM3020 50WM3500	3020 3535	1	152 184	130 155	125 151	50 89	25 32	15 25
50WM4000 50WM4500	4040 4545	1	225 254	195 220	187 213	102 115	32 38	32 38
50WM5000	5050	1	276	242	228	127	38	38
TBK1210Q TBK1610Q	1210 1610	2	65,5 85,5	66 86		25 25		17 17
TBK1615Q TBK2012Q	1615 2012	2	85,5 95,5	86 96		38 32		25 21
TBK2517Q TBK2525Q	2517 2525	2	110,5 110,5	111 111		44 64		30 45
TBK3020Q TBK3030Q	3020 3030	2	135,5 135,5	136 136		51 76		34 51
TBK3535Q TBK4040Q	3535 4040	2	165,5 205,5	166 206		89 102		60 70
TBK4545Q TBK5050Q	4545 5050	2	235,5 249,5	236 250		115 127		85 85

Svejsenav for Taper Bøsninger type WM og WH er fremstillet af kvalitetsstål og udført med en flange, der gør dem egnet til indsvejsning i bl.a. svejsebare kædehjul, pumpehjul, ventilatorhjul, stålkileremskiver og meget andet, der skal monteres på en aksel.

Weld-on-Hubs for Taper Bushes in WM or WH construction are made of steel.

The flange provides a convenient means of welding hubs into Plate Sprocket, Pump Wheels, Fanrotors, V-belt Pulleys of steel and many other components which must be fastened to a shaft.

Einschweissnaben für Taper Buchsen typ WM oder WH sind aus Stahl gefertigt.

Die Einschweissnaben sind mit einem Flansch versehen, so dass sie in aus Stahl gefertigten Ketten-, Pumpen- oder Ventilatorrädern als auch Keilriemenscheiben oder dergleichen eingeschweisst und auf einer Welle montiert werden können.

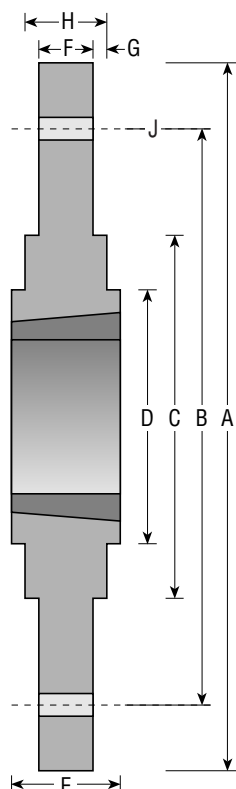
BOLTENAV FOR TAPER BØSNINGER
BOLT-ON-HUBS FOR TAPER BUSHES
ANSCHRAUBNABEN FÜR TAPER BUCHSEN



A5

Best. nr. Part No. Best. Nr.	Bøsning nr. Bush No. Buchse Nr.	A	B	C <small>+0,0 -0,1</small>	D	E	F	G	H	J
50SM1200 50SM1600	1210 1615	180 200	135 150	90 110	75 85	25 38	6,5 7,5	2,5 2,5	11,5 12,5	6XØ7,5 6XØ7,5
50SM2000 50SM2500	2012 2517	270 340	190 240	140 170	110 125	32 45	8,5 9,5	2,5 2,5	13,5 14,5	6XØ9,5 8XØ11,5
50SM30-1 50SM30-2	3020 3020	430 485	300 340	220 250	160 160	51 51	13,5 13,5	2,5 2,5	18,5 18,5	8XØ13,5 8XØ13,5
50SM1210 50SM1610	1210 1610	120 130	100 110	80 90	75 85	25 25	6,5 7,5	2,5 2,5	11,5 12,5	6XØ7,5 6XØ7,5
50SM2012* 50SM2517	2012 2517	145 185	125 155	115 130	110 125	32 45	8,5 9,5	2,5 2,5	13,5 14,5	6XØ9,5 8XØ11,5
50SM3020	3020	220	190	160	160	51	13,5	2,5	18,5	8XØ13,5

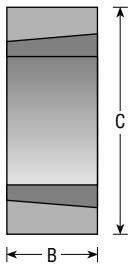
*) Kan kun monteres fra den ene side/ Can only be mounted from one side/ Kann nur von einer Seite montiert werden.



Boltenav for Taper Bøsninger er fremstillet af støbegods GG25. De er udført således, at samme nav kan monteres fra begge sider. Herved spares lageromkostninger. De egner sig for montering af ventilatorvinger, løbehjul og andet, der skal monteres på en aksel.

Bolt-on-Hubs are designed for use of Taper Bushes and are made of high-grade cast-iron. The design allows the same hub to be used from both sides. Thus stock costs may be reduced. They provide a convenient means of securing fan rotors, impellers, and other components which must be firmly fastened to a shaft.

Anschrabnaben Typ SM für Taper Buchsen sind aus GG25 gefertigt. Die Anschrabnaben sind so ausgefertigt, daß man rotierende Teile wie Lauf-, Lüfterräder oder dergleichen links oder rechts an ihnen und auf einer Welle montieren kann. Durch Verwendung von IPL-Anschrabnaben werden die Lagerkosten erheblich verringert.



Matr. GG 20-25

Typ Type Typ	Udførelse Type Ausführung	Bøsning nr. Bush No. Buchse Nr.	Udvendig dia. Outside dia. Aussendurchm. C <small>+0,025 +0,075</small>	Bredde Width Breite B	Not bredde KW width Nut Breite H9	Dybde Depth Tiefe
1008AM 1008BM	u/not m/not	1008 1008	45 45	22 22	5,0	2,5
1210AM 1210BM	u/not m/not	1210 1210	60 60	25 25	6,0	3,0
1215AM 1215BM	u/not m/not	1215 1215	60 60	38 38	6,0	3,0
1610AM 1610BM	u/not m/not	1610 1610	70 70	25 25	10,0	4,0
1615AM 1615BM	u/not m/not	1615 1615	70 70	38 38	10,0	4,0
2017AM 2017BM	u/not m/not	2017 2017	90 90	45 45	12,0	4,0
2517AM 2517BM	u/not m/not	2517 2517	105 105	45 45	16,0	4,0
2525AM 2525BM	u/not m/not	2525 2525	105 105	64 64	16,0	4,0
3020AM 3020BM	u/not m/not	3020 3020	130 130	51 51	20,0	5,0
3030AM 3030BM	u/not m/not	3030 3030	130 130	76 76	20,0	5,0
3535AM 3535BM	u/not m/not	3535 3535	160 160	89 89	22,0	5,0
4040AM 4040BM	u/not m/not	4040 4040	185 185	102 102	24,0	5,0



**TAPER BØSNINGER / METRISK
TAPER BUSHES / METRIC
TAPER BUCHSEN / METRISCH**

**TAPER BØSNINGER / TOMMER
TAPER BUSHES / IMPERIAL
TAPER BUCHSEN / ZÖLLIG**

Leveringsprogram	Side
Product Range	Page
Lieferprogramm	Seite
Taper Bøsninger / Metrisk	
Taper Bushes / Metric	
Taper Buchsen / Metrisch	36
Taper Bøsninger / Tommer	
Taper Bushes / Imperial	
Taper Buchsen / Zöllig	37

**Mål og materialeangivelser er med forbehold.
All dimensions and materials may be subject to change.
Mass- und Materialabweichungen vorbehalten.**



Figur type

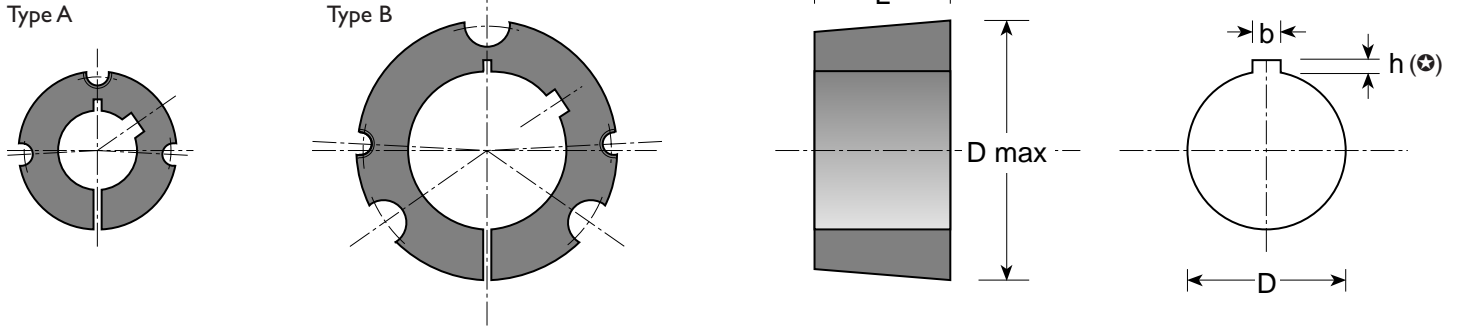
	1008	1108	1210	1215	1310	1610	1615	2012	2017	2517	2525	3020	3030	3525	3535	4030	4040	4535	4545	5040	5050	
	A	A	A	A	A	A	A	A	A	A	A	A	A	B	B	B	B	B	B	B	B	B
Vægt v/Weight by/ Gewicht b. Ø D min kg D max mm L mm	0,12 35,0 22,3	0,16 38,0 22,3	0,28 47,5 25,4	0,39 47,5 38,1	0,32 50,5 25,4	0,42 57,0 25,4	0,61 57,0 38,1	0,75 70,0 31,8	0,90 70,0 44,5	1,10 85,5 44,5	2,25 85,5 63,5	2,61 108,0 50,8	3,80 108,0 76,2	3,90 127,0 63,5	5,25 127,0 88,9	7,10 146,0 76,2	7,80 146,0 101,6	11,80 162,0 88,9	12,80 162,0 114,3	14,20 177,5 101,6	15,30 177,5 127,0	
Indv.seksk.bolt/Hex. Socket Screw/Innen- sechskantschraube	1/4 x 1/2	1/4 x 1/2	3/8 x 5/8	3/8 x 5/8	3/8 x 5/8	3/8 x 5/8	3/8 x 5/8	7/16 x 7/8	7/16 x 7/8	1/2 x 1	1/2 x 1	5/8 x 1 1/4	5/8 x 1 1/4	1/2 x 1 1/2	1/2 x 1 1/2	5/8 x 1 3/4	5/8 x 1 3/4	3/4 x 2	3/4 x 2	7/8 x 2 1/4	7/8 x 2 1/4	
Nøgle/Wrench/ Schlüssel Moment	No. Nm	3 5,7	3 5,7	5 20	5 20	5 20	5 20	6 31	6 31	6 49	6 49	8 92	8 92	10 115	10 115	1/2" 172	1/2" 172	9/16" 195	9/16" 195	9/16" 275	9/16" 275	

Ø D mm F 8	B mm H 9	H (⊕) mm	1008	1108	1210	1215	1310	1610	1615	2012	2017	2517	2525	3020	3030	3525	3535	4030	4040	4535	4545	5040	5050	
9	3	1,4	●	●																				
10	3	1,4	●	●																				
11	4	1,8	●	●	●	●																		
12	4	1,8	●	●	●	●	●	●	●															
14	5	2,3	●	●	●	●	●	●	●	●	●													
15	5	2,3	●	●	●	●	●	●	●	●	●													
16	5	2,3	●	●	●	●	●	●	●	●	●													
18	6	2,8	●	●	●	●	●	●	●	●	●													
19	6	2,8	●	●	●	●	●	●	●	●	●	●	●											
20	6	2,8	●	●	●	●	●	●	●	●	●	●	●											
22	6	2,8	●	●	●	●	●	●	●	●	●	●	●											
24	8	3,3(1,3)	★	●	●	●	●	●	●	●	●	●	●											
25	8	3,3(1,3)	★	●	●	●	●	●	●	●	●	●	●	●	●									
28	8	3,3(1,3)		★	●	●	●	●	●	●	●	●	●	●	●	●	●							
30	8	3,3			●	●	●	●	●	●	●	●	●	●	●	●	●							
32	10	3,3			●	●	●	●	●	●	●	●	●	●	●	●	●							
35	10	3,3(1,3)					★	●	●	●	●	●	●	●	●	●	●							
38	10	3,3						●	●	●	●	●	●	●	●	●	●							
40	12	3,3						●	●	●	●	●	●	●	●	●	●	●	●					
42	12	3,3(1,3)						●	★	●	●	●	●	●	●	●	●	●	●					
45	14	3,8								●	●	●	●	●	●	●	●	●	●					
48	14	3,8								●	●	●	●	●	●	●	●	●	●					
50	14	3,8								●	●	●	●	●	●	●	●	●	●					
55	16	4,3									●	●	●	●	●	●	●	●	●	●	●			
60	18	4,4										●	●	●	●	●	●	●	●	●	●	●		
65	18	4,4(2,3)										●	★	●	●	●	●	●	●	●	●	●	●	
70	20	4,9												●	●	●	●	●	●	●	●	●	●	●
75	20	4,9												●	●	●	●	●	●	●	●	●	●	●
80	22	5,4														●	●	●	●	●	●	●	●	●
85	22	5,4														●	●	●	●	●	●	●	●	●
90	25	5,4															●	●	●	●	●	●	●	●
95	25	5,4																●	●	●	●	●	●	●
100	28	6,4																●	●	●	●	●	●	●
105	28	6,4																	●	●	●	●	●	●
110	28	6,4																		●	●	●	●	●
115	32	7,4																					●	●
120	32	7,4																					●	●
125	32	7,4																					●	●

TAPER BØSNINGER / TOMMER

TAPER BUSHES / IMPERIAL

TAPER BUCHSEN / ZÖLLIG



Ø D inch F 8	B inch H 9	H (⊗) inch	1008	1108	1210	1215	1310	1610	1615	2012	2017	2517	2525	3020	3030	3525	3535	4030	4040	4535	4545	5040	5050
3/8	1/8	1/16	●	●																			
7/16	1/8	1/16	●	●																			
1/2	1/8	1/16	●	●	●	●	●	●	●														
9/16	3/16	3/32	●	●	●	●	●	●	●														
5/8	3/16	3/32	●	●	●	●	●	●	●														
11/16	3/16	3/32	●	●	●	●	●	●	●														
3/4	3/16	3/32	●	●	●	●	●	●	●	●	●	●											
13/16	1/4	1/8	●	●	●	●	●	●	●	●	●	●	●										
7/8	1/4	1/8	●	●	●	●	●	●	●	●	●	●	●	●									
15/16	1/4	1/8 (1/16)	⊗	●	●	●	●	●	●	●	●	●	●	●									
1	1/4	1/8 (1/16)	⊗	●	●	●	●	●	●	●	●	●	●	●									
1 1/16	5/16	1/8 (5/64)		⊗	●	●	●	●	●	●	●	●	●	●									
1 1/8	5/16	1/8 (5/64)		⊗	●	●	●	●	●	●	●	●	●	●									
1 3/16	5/16	1/8			●	●	●	●	●	●	●	●	●	●									
1 1/4	5/16	1/8			●	●	●	●	●	●	●	●	●	●	●								
1 5/16	3/8	1/8					●	●	●	●	●	●	●	●	●								
1 3/8	3/8	1/8					●	●	●	●	●	●	●	●	●								
1 7/16	3/8	1/8						●	●	●	●	●	●	●	●								
1 1/2	3/8	1/8						●	●	●	●	●	●	●	●	●	●						
1 5/8	7/16	5/32 (1/8)						●	⊗	●	●	●	●	●	●	●	●						
1 3/4	7/16	5/32								●	●	●	●	●	●	●	●	●	●	●	●	●	●
1 7/8	1/2	5/32								●	●	●	●	●	●	●	●	●	●	●	●	●	●
2	1/2	5/32								●	●	●	●	●	●	●	●	●	●	●	●	●	●
2 1/8	5/8	7/32										●	●	●	●	●	●	●	●	●	●	●	●
2 1/4	5/8	7/32										●	●	●	●	●	●	●	●	●	●	●	●
2 3/8	5/8	7/32										●	●	●	●	●	●	●	●	●	●	●	●
2 1/2	5/8	7/32										●	●	●	●	●	●	●	●	●	●	●	●
2 5/8	3/4	1/4												●	●	●	●	●	●	●	●	●	●
2 3/4	3/4	1/4												●	●	●	●	●	●	●	●	●	●
2 7/8	3/4	1/4												●	●	●	●	●	●	●	●	●	●
3	3/4	1/4												●	●	●	●	●	●	●	●	●	●
3 1/8	7/8	5/16														●	●	●	●	●	●	●	●
3 1/4	7/8	5/16														●	●	●	●	●	●	●	●
3 3/8	7/8	5/16														●	●	●	●	●	●	●	●
3 1/2	7/8	5/16 (1/4)														⊗	⊗	●	●	●	●	●	●
3 3/4	1	3/8 (1/4)																⊗	⊗	●	●	●	●
4	1	3/8 (1/4)																⊗	⊗	●	●	●	●
4 1/4	1 1/4	7/16 (1/4)																	⊗	⊗	●	●	●
4 1/2	1 1/4	7/16 (1/4)																		⊗	⊗	●	●
4 3/4	1 1/4	7/16																			●	●	●
5	1 1/4	7/16 (5/16)																				⊗	⊗



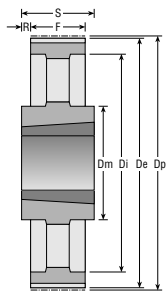
TANDREMSKIVER FOR TAPER BØSNINGER

TIMING BELT PULLEYS FOR TAPER BUSHES

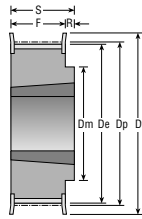
ZAHNRIEMENSCHLEIBEN FÜR TAPER BUCHSEN

Leveringsprogram Product Range Lieferprogramm	Side Page Seite
5M HTD®	40
5MR® GT®	41
8M HTD®-GT®	42
14M HTD®-GT®	44
L 3/8"	46
H 1/2"	48

Mål og materialeangivelser er med forbehold.
All dimensions and materials may be subject to change.
Mass- und Materialabweichungen vorbehalten.

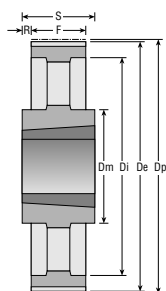


Figur 7A

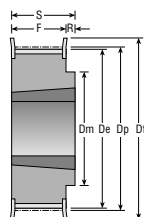


Figur 8F

Z	Rembr. Belt w. Riemenbr.	Mat.	Fig.	Best. nr. Part No. Best. Nr.	Bush	Dp	De	Df	Dm	Di	F	S	R	Vægt Weight Gewicht
34	15	ST	8F	0345M015T	1008	54,11	52,97	57	43	-	20,5	22	1,5	0,19
36	15	ST	8F	0365M015T	1108	57,30	56,16	60	44	-	20,5	22	1,5	0,20
38	15	ST	8F	0385M015T	1108	69,48	59,34	66	48	-	20,5	22	1,5	0,25
40	15	ST	8F	0405M015T	1108	63,66	62,52	71	52	-	20,5	22	1,5	0,31
44	15	ST	8F	0445M015T	1108	70,03	68,89	75	54	-	20,5	22	1,5	0,40
48	15	ST	8F	0485M015T	1210	76,39	75,25	83	64	-	20,5	25	4,5	0,45
56	15	GG	8F	0565M015T	1210	89,13	87,99	93	70	-	20,5	25	4,5	0,67
64	15	GG	8F	0645M015T	1210	101,86	100,72	106	78	-	20,5	25	4,5	0,96
72	15	GG	8F	0725M015T	1610	114,59	113,45	119	90	-	20,5	25	4,5	1,19
80	15	GG	8F	0805M015T	1610	127,32	126,18	135	92	-	20,5	25	4,5	1,57
90	15	GG	7A	0905M015T	1610	143,24	142,10	-	92	126	20,5	25	2,3	1,47
112	15	GG	7A	1125M015T	1610	178,25	177,11	-	92	162	20,5	25	2,3	1,94
136	15	GG	7A	1365M015T	2012	216,45	215,31	-	106	199	20,5	32	5,8	3,06
150	15	GG	7A	1505M015T	2012	238,73	237,59	-	106	222	20,5	32	5,8	3,90

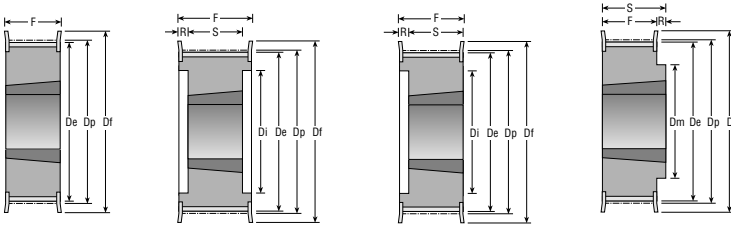


Figur 7A



Figur 8F

Z	Rembr. Belt w. Riemenbr.	Mat.	Fig.	Best. nr. Part No. Best. Nr.	Bush	Dp	De	Df	Dm	Di	F	S	R	Vægt Weight Gewicht
34	15	ST	8F	0345MR015T	1008	54,11	52,97	57	43	-	20,5	22	1,5	0,19
36	15	ST	8F	0365MR015T	1108	57,30	56,16	60	44	-	20,5	22	1,5	0,20
38	15	ST	8F	0385MR015T	1108	69,48	59,34	66	48	-	20,5	22	1,5	0,25
40	15	ST	8F	0405MR015T	1108	63,66	62,52	71	52	-	20,5	22	1,5	0,31
44	15	ST	8F	0445MR015T	1108	70,03	68,89	75	54	-	20,5	22	1,5	0,40
48	15	ST	8F	0485MR015T	1210	76,39	75,25	83	64	-	20,5	25	4,5	0,45
56	15	GG	8F	0565MR015T	1210	89,13	87,99	93	70	-	20,5	25	4,5	0,67
64	15	GG	8F	0645MR015T	1210	101,86	100,72	106	78	-	20,5	25	4,5	0,96
72	15	GG	8F	0725MR015T	1610	114,59	113,45	119	90	-	20,5	25	4,5	1,19
80	15	GG	8F	0805MR015T	1610	127,32	126,18	135	92	-	20,5	25	4,5	1,57
90	15	GG	7A	0905MR015T	1610	143,24	142,10	-	92	126	20,5	25	2,3	1,47
112	15	GG	7A	1125MR015T	1610	178,25	177,11	-	92	162	20,5	25	2,3	1,94
136	15	GG	7A	1365MR015T	2012	216,45	215,31	-	106	199	20,5	32	5,8	3,06
150	15	GG	7A	1505MR015T	2012	238,73	237,59	-	106	222	20,5	32	5,8	3,90



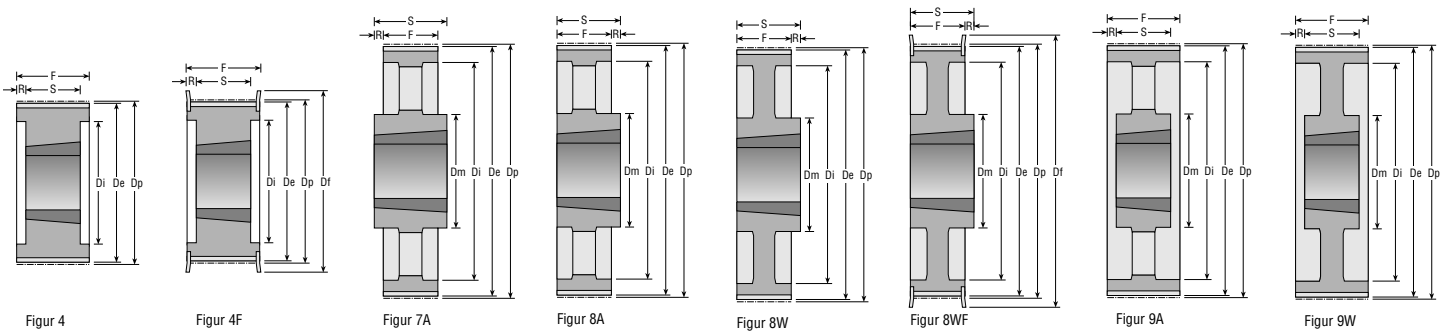
Figur 3F

Figur 4F

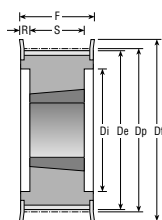
Figur 5F

Figur 8F

Z	Rembr. Belt w. Riemenbr.	Mat.	Fig.	Best. nr. Part No. Best. Nr.	Bush	Dp	De	Df	Dm	Di	F	S	R	Vægt Weight Gewicht
22	20	GG	5F	0228M020T	1008	56,02	54,65	60,0	-	41	28	22	6,0	0,24
	30	GG	5F	0228M030T	1008	56,02	54,65	60,0	-	41	38	22	16,0	0,29
24	20	GG	5F	0248M020T	1108	61,12	59,75	66,0	-	42	28	22	6,0	0,30
	30	GG	5F	0248M030T	1108	61,12	59,75	66,0	-	42	38	22	16,0	0,38
26	20	GG	5F	0268M020T	1108	66,21	64,84	71,0	-	46	28	22	6,0	0,36
	30	GG	5F	0268M030T	1108	66,21	64,84	71,0	-	46	38	22	16,0	0,45
28	20	GG	5F	0288M020T	1108	71,30	70,08	75,0	-	50	28	22	6,0	0,44
	30	ST	5F	0288M030T	1210	71,30	70,08	75,0	-	50	38	25	13,0	0,50
	50	ST	5F	0288M050T	1210	71,30	70,08	75,0	-	50	60	25	35,0	0,60
30	20	GG	5F	0308M020T	1108	76,39	75,13	83,0	-	58	28	22	6,0	0,53
	30	ST	3F	0308M030T	1615	76,39	75,13	83,0	-	-	38	38	-	0,55
	50	ST	5F	0308M050T	1615	76,39	75,13	83,0	-	58	60	38	22,0	0,65
32	20	GG	5F	0328M020T	1610	81,49	80,16	87,0	-	62	28	25	3,0	0,42
	30	GG	3F	0328M030T	1615	81,49	80,16	87,0	-	-	38	38	-	0,59
	50	GG	5F	0328M050T	1615	81,49	80,16	87,0	-	62	60	38	22,0	0,82
34	20	GG	5F	0348M020T	1610	86,58	85,22	91,0	-	65	28	25	3,0	0,55
	30	GG	3F	0348M030T	1615	86,58	85,22	91,0	-	-	38	38	-	0,77
	50	GG	5F	0348M050T	1615	86,58	85,22	91,0	-	65	60	38	22,0	1,06
	85	GG	4F	0348M085T	1615	86,58	85,22	91,0	-	65	95	38	28,5	1,43
36	20	GG	5F	0368M020T	1610	91,67	90,30	98,5	-	68	28	25	3,0	0,68
	30	GG	3F	0368M030T	1615	91,67	90,30	98,5	-	-	38	38	-	0,96
	50	GG	5F	0368M050T	1615	91,67	90,30	98,5	-	68	60	38	22,0	1,30
	85	GG	4F	0368M085T	1615	91,67	90,30	98,5	-	68	95	38	28,5	1,87
38	20	GG	5F	0388M020T	1610	96,77	95,39	103,0	-	72	28	25	3,0	0,80
	30	GG	3F	0388M030T	1615	96,77	95,39	103,0	-	-	38	38	-	1,15
	50	GG	3F	0388M050T	1615	96,77	95,39	103,0	-	72	60	38	22,0	1,60
	85	GG	4F	0388M085T	1615	96,77	95,39	103,0	-	72	95	38	28,5	2,20
40	20	GG	5F	0408M020T	1610	101,86	100,49	106,0	-	76	28	25	3,0	1,00
	30	GG	3F	0408M030T	1615	101,86	100,49	106,0	-	-	38	38	-	1,34
	50	GG	4F	0408M050T	2012	101,86	100,49	106,0	-	82	60	32	14,0	1,71
	85	GG	4F	0408M085T	2012	101,86	100,49	106,0	-	82	95	32	31,5	1,80
44	20	GG	8F	0448M020T	2012	112,05	110,67	119,0	93	-	28	32	4,0	1,20
	30	GG	4F	0448M030T	2012	112,05	110,67	119,0	-	91	38	32	3,0	1,33
	50	GG	4F	0448M050T	2012	112,05	110,67	119,0	-	91	60	32	14,0	1,78
	85	GG	4F	0448M085T	2012	112,05	110,67	119,0	-	91	95	32	31,5	2,30
48	20	GG	8F	0488M020T	2012	122,23	120,86	127,0	96	-	28	32	4,0	1,60
	30	GG	4F	0488M030T	2012	122,23	120,86	127,0	-	95	38	32	3,0	1,78
	50	GG	4F	0488M050T	2012	122,23	120,86	127,0	-	96	60	32	14,0	2,30
	85	GG	4F	0488M085T	2517	122,23	120,86	127,0	-	100	95	45	25,0	2,66
56	20	GG	8F	0568M020T	2012	142,60	141,23	148,0	110	-	28	32	4,0	2,40
	30	GG	4F	0568M030T	2012	142,60	141,23	148,0	-	117	38	32	3,0	3,76
	50	GG	4F	0568M050T	2517	142,60	141,23	148,0	-	116	60	45	7,5	3,40
	85	GG	4F	0568M085T	2517	142,60	141,23	148,0	-	117	95	45	25,0	4,45

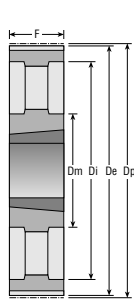


Z	Rembr. Belt w. Riemendr.	Mat.	Fig.	Best. nr. Part No. Best. Nr.	Bush	Dp	De	Df	Dm	Di	F	S	R	Vægt Weight Gewicht
64	20	GG	8WF	0648M020T	2012	162,97	161,60	168,0	110	137	28	32	4,0	2,70
	30	GG	8F	0648M030T	2517	162,97	161,60	168,0	125	-	38	45	7,0	4,20
	50	GG	4F	0648M085T	2517	162,97	161,60	168,0	-	137	60	45	7,5	5,00
	85	GG	4F	0648M085T	2517	162,97	161,60	168,0	-	137	95	45	25,0	6,20
72	20	GG	8WF	0728M020T	2012	183,35	181,97	192,0	110	158	28	32	4,0	3,30
	30	GG	8WF	0728M030T	2517	183,35	181,97	192,0	125	158	38	45	7,0	4,30
	50	GG	4F	0728M050T	2517	183,35	181,97	192,0	125	158	60	45	7,5	6,70
	85	GG	4F	0728M085T	3020	183,35	181,97	192,0	-	158	95	51	22,0	8,00
80	20	GG	8W	0808M020T	2012	203,72	202,35	-	110	180	28	32	4,0	3,50
	30	GG	8W	0808M030T	2517	203,72	202,35	-	125	180	38	45	7,0	4,60
	50	GG	4	0808M050T	3020	203,72	202,35	-	-	180	60	51	4,5	8,80
	85	GG	4	0808M085T	3020	203,72	202,35	-	-	180	95	51	22,0	10,00
90	20	GG	8A	0908M020T	2012	229,18	227,81	-	110	204	28	32	4,0	3,65
	30	GG	8A	0908M030T	2517	229,18	227,81	-	125	204	38	45	7,0	5,00
	50	GG	9W	0908M050T	3020	229,18	227,81	-	170	204	60	51	4,5	10,00
	85	GG	9W	0908M085T	3020	229,18	227,81	-	170	204	95	51	22,0	10,80
112	30	GG	8A	1128M030T	2517	285,21	283,83	-	125	260	38	45	7,0	6,20
	50	GG	9W	1128M050T	3020	285,21	283,83	-	170	260	60	51	4,5	12,00
	85	GG	9W	1128M085T	3020	285,21	283,83	-	170	260	95	51	22,0	15,00
144	30	GG	8A	1448M030T	2517	366,69	365,32	-	125	341	38	45	7,0	9,00
	50	GG	9A	1448M050T	3020	366,69	365,32	-	170	341	60	51	4,5	15,20
	85	GG	9A	1448M085T	3525	366,69	365,32	-	190	341	95	65	15,0	20,00
168	50	GG	7A	1688M050T	3525	427,81	426,44	-	190	402	60	65	2,5	16,40
	85	GG	9A	1688M085T	3525	427,81	426,44	-	190	402	95	65	15,0	23,00
192	50	GG	7A	1928M050T	3525	488,92	487,55	-	190	460	60	65	2,5	21,80
	85	GG	9A	1928M085T	3525	488,92	487,55	-	190	460	95	65	15,0	28,50

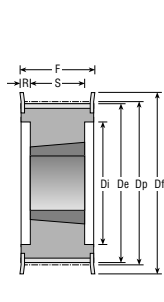


Figur 4F

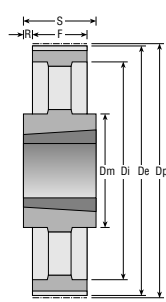
Z	Rembr. Belt w. Riemenbr.	Mat.	Fig.	Best. nr. Part No. Best. Nr.	Bush	Dp	De	Df	Dm	Di	F	S	R	Vægt Weight Gewicht
28	40	GG	4F	02814M040T	2012	124,78	122,12	127	-	98	54	32	11,0	2,07
	55	GG	4F	02814M055T	2012	124,78	122,12	127	-	98	70	32	19,0	2,20
	85	GG	4F	02814M085T	2517	124,78	122,12	127	-	98	102	45	28,5	2,70
	115	GG	4F	02814M115T	2517	124,78	122,12	127	-	98	133	45	44,0	3,77
29	40	GG	4F	02914M040T	2012	129,23	126,57	138	-	100	54	32	11,0	2,38
	55	GG	4F	02914M055T	2012	129,23	126,57	138	-	100	70	32	19,0	2,74
	85	GG	4F	02914M085T	2517	129,23	126,57	138	-	100	102	45	28,5	3,40
	115	GG	4F	02914M115T	2517	129,23	126,57	138	-	100	133	45	44,0	4,00
30	40	GG	4F	03014M040T	2012	133,69	130,99	138	-	100	54	32	11,0	2,65
	55	GG	4F	03014M055T	2517	133,69	130,99	138	-	100	70	45	12,5	2,70
	85	GG	4F	03014M085T	2517	133,69	130,99	138	-	100	102	45	28,5	3,75
	115	GG	4F	03014M115T	2517	133,69	130,99	138	-	100	133	45	44,0	5,00
32	40	GG	4F	03214M040T	2012	142,60	139,88	154	-	104	54	32	11,0	3,40
	55	GG	4F	03214M055T	2517	142,60	139,88	154	-	108	70	45	12,5	3,66
	85	GG	4F	03214M085T	2517	142,60	139,88	154	-	108	102	45	28,5	4,80
	115	GG	4F	03214M115T	2517	142,60	139,88	154	-	108	133	45	44,0	6,80
34	40	GG	4F	03414M040T	2517	151,52	148,79	160	-	110	54	45	4,5	3,87
	55	GG	4F	03414M055T	2517	151,52	148,79	160	-	110	70	45	12,5	4,55
	85	GG	4F	03414M085T	2517	151,52	148,79	160	-	110	102	45	28,5	6,00
	115	GG	4F	03414M115T	2517	151,52	148,79	160	-	110	133	45	44,0	6,80
36	40	GG	4F	03614M040T	2517	160,43	157,68	168	-	120	54	45	4,5	4,80
	55	GG	4F	03614M055T	2517	160,43	157,68	168	-	120	70	45	12,5	5,20
	85	GG	4F	03614M085T	3020	160,43	157,68	168	-	125	102	51	25,5	5,80
	115	GG	4F	03614M115T	3020	160,43	157,68	168	-	125	133	51	41,0	7,00
38	40	GG	4F	03814M040T	2517	169,34	166,60	183	-	130	54	45	4,5	5,40
	55	GG	4F	03814M055T	2517	169,34	166,60	183	-	130	70	45	12,5	6,20
	85	GG	4F	03814M085T	3020	169,34	166,60	183	-	130	102	51	25,5	6,80
	115	GG	4F	03814M115T	3020	169,34	166,60	183	-	130	133	51	41,0	8,40
	170	GG	4F	03814M170T	3030	169,34	166,60	183	-	130	187	76	55,5	11,70
40	40	GG	4F	04014M040T	2517	178,25	175,49	188	-	138	54	45	4,5	6,00
	55	GG	4F	04014M055T	2517	178,25	175,49	188	-	138	70	45	12,5	7,00
	85	GG	4F	04014M085T	3020	178,25	175,49	188	-	138	102	51	25,5	8,00
	115	GG	4F	04014M115T	3020	178,25	175,49	188	-	140	133	51	41,0	9,20
	170	GG	4F	04014M170T	3030	178,25	175,49	188	-	140	187	76	55,5	13,00
44	40	GG	4F	04414M040T	3020	196,08	193,28	211	-	155	54	51	1,5	7,80
	55	GG	4F	04414M055T	3020	196,08	193,28	211	-	155	70	51	9,5	8,60
	85	GG	4F	04414M085T	3030	196,08	193,28	211	-	155	102	76	13,0	11,80
	115	GG	4F	04414M115T	3030	196,08	193,28	211	-	155	133	76	28,5	14,00
	170	GG	4F	04414M170T	3535	196,08	193,28	211	-	155	187	89	49,0	15,00
48	40	GG	4F	04814M040T	3020	213,90	211,11	226	-	170	54	51	1,5	9,40
	55	GG	4F	04814M055T	3020	213,90	211,11	226	-	170	70	51	9,5	10,40
	85	GG	4F	04814M085T	3030	213,90	211,11	226	-	170	102	76	13,0	15,10
	115	GG	4F	04814M115T	3030	213,90	211,11	226	-	170	133	76	28,5	17,10
	170	GG	4F	04814M170T	3535	213,90	211,11	226	-	175	187	89	49,0	19,00



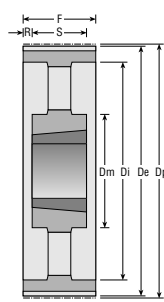
Figur 3A



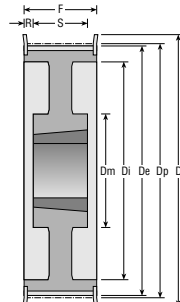
Figur 4F



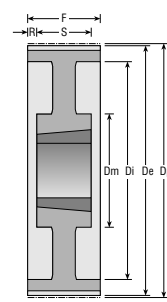
Figur 7A



Figur 9A

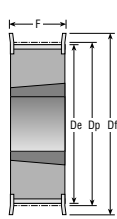


Figur 4WF/9WF

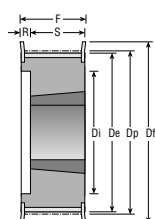


Figur 9W

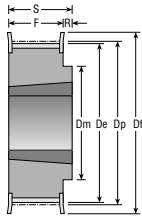
Z	Rembr. Belt w. Riemendr.	Mat.	Fig.	Best. nr. Part No. Best. Nr.	Bush	Dp	De	Df	Dm	Di	F	S	R	Vægt Weight Gewicht
56	40	GG	9WF	05614M040T	3020	249,55	246,76	256	170	208	54	51	1,5	10,80
	55	GG	9WF	05614M055T	3020	249,55	246,76	256	170	208	70	51	9,5	12,00
	85	GG	4F	05614M085T	3525	249,55	246,76	256	190	210	102	65	18,5	19,00
	115	GG	4F	05614M115T	3535	249,55	246,76	256	-	210	133	89	22,0	24,80
	170	GG	4F	05614M170T	3535	249,55	246,76	256	-	210	187	89	49,0	28,50
64	40	GG	9WF	06414M040T	3020	285,21	282,41	296	170	242	54	51	1,5	13,40
	55	GG	9WF	06414M055T	3020	285,21	282,41	296	170	242	70	51	9,5	14,50
	85	GG	9WF	06414M085T	3525	285,21	282,41	296	190	242	102	65	18,5	23,00
	115	GG	9WF	06414M115T	3535	285,21	282,41	296	190	242	133	89	22,0	27,00
	170	GG	4F	06414M170T	4040	285,21	282,41	296	-	240	187	102	42,5	41,00
72	40	GG	9W	07214M040T	3020	320,86	318,06	-	170	280	54	51	1,5	15,20
	55	GG	9W	07214M055T	3020	320,86	318,06	-	170	280	70	51	9,5	16,20
	85	GG	9W	07214M085T	3525	320,86	318,06	-	190	280	102	65	18,5	25,00
	115	GG	9W	07214M115T	3535	320,86	318,06	-	190	280	133	89	22,0	29,00
	170	GG	9W	07214M170T	4040	320,86	318,06	-	230	280	187	102	42,5	46,90
80	40	GG	9A	08014M040T	3020	356,51	353,71	-	170	315	54	51	1,5	16,00
	55	GG	9A	08014M055T	3020	356,51	353,71	-	170	315	70	51	9,5	17,50
	85	GG	9A	08014M085T	3525	356,51	353,71	-	190	315	102	65	18,5	26,00
	115	GG	9A	08014M115T	3535	356,51	353,71	-	190	315	133	89	22,0	32,00
	170	GG	9W	08014M170T	4040	356,51	353,71	-	230	315	187	102	42,5	48,00
90	40	GG	9A	09014M040T	3020	401,07	398,28	-	170	360	54	51	1,5	17,80
	55	GG	9A	09014M055T	3020	401,07	398,28	-	170	360	70	51	9,5	20,10
	85	GG	9A	09014M085T	3525	401,07	398,28	-	190	360	102	65	18,5	27,80
	115	GG	9A	09014M115T	3535	401,07	398,28	-	190	360	133	89	22,0	36,50
	170	GG	9A	09014M170T	4040	401,07	398,28	-	230	360	187	102	42,5	52,50
112	40	GG	9A	11214M040T	3020	499,11	496,32	-	170	457	54	51	1,5	25,60
	55	GG	9A	11214M055T	3020	499,11	496,32	-	170	457	70	51	9,5	28,40
	85	GG	9A	11214M085T	3525	499,11	496,32	-	190	457	102	65	18,5	36,50
	115	GG	9A	11214M115T	3535	499,11	496,32	-	190	457	133	89	22,0	46,00
	170	GG	9A	11214M170T	5050	499,11	496,32	-	265	456	187	127	30,0	74,50
144	40	GG	9A	14414M040T	3020	641,71	638,92	-	170	600	54	51	1,5	32,00
	55	GG	9A	14414M055T	3020	641,71	638,92	-	170	600	70	51	9,5	36,20
	85	GG	9A	14414M085T	3525	641,71	638,92	-	190	600	102	65	18,5	48,00
	115	GG	9A	14414M115T	4040	641,71	638,92	-	230	600	133	102	15,5	68,00
	170	GG	9A	14414M170T	5050	641,71	638,92	-	265	600	187	127	30,0	91,00
168	40	GG	9A	16814M040T	3020	748,66	745,87	-	170	706	54	51	1,5	44,00
	55	GG	9A	16814M055T	3020	748,66	745,87	-	170	706	70	51	9,5	49,00
	85	GG	9A	16814M085T	3525	748,66	745,87	-	190	706	102	65	18,5	60,00
	115	GG	9A	16814M115T	4040	748,66	745,87	-	230	706	133	102	15,5	82,60
	170	GG	9A	16814M170T	5050	748,66	745,87	-	265	706	187	127	30,0	116,00
192	40	GG	9A	19214M055T	3020	855,62	852,82	-	170	813	54	51	1,5	49,00
	55	GG	9A	19214M055T	3020	855,62	852,82	-	170	813	70	51	9,5	53,00
	85	GG	3A	19214M085T	4040	855,62	852,82	-	230	813	102	102	-	86,00
	115	GG	9A	19214M115T	4040	855,62	852,82	-	230	813	133	102	15,5	96,00
	170	GG	9A	19214M170T	5050	855,62	852,82	-	265	813	187	127	30,0	134,00
216	40	GG	9A	21614M040T	3020	962,57	959,76	-	170	920	54	51	1,5	55,00
	55	GG	7A	21614M055T	3535	962,57	959,76	-	190	920	70	89	9,5	65,80
	85	GG	3A	21614M085T	4040	962,57	959,76	-	230	920	102	102	-	91,50
	115	GG	9A	21614M115T	4040	962,57	959,76	-	230	920	133	102	15,5	107,00
	170	GG	9A	21614M170T	5050	962,57	959,76	-	265	920	187	127	30,0	146,50



Figur 3F

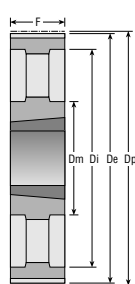


Figur 5F

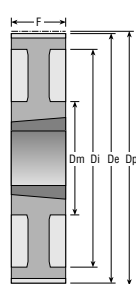


Figur 8F

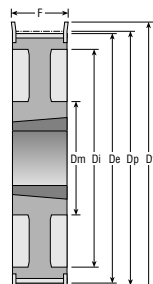
Z	Rembr. Belt w. Riemenbr.	Mat.	Fig.	Best. nr. Part No. Best. Nr.	Bush	Dp	De	Df	Dm	Di	F	S	R	Vægt Weight Gewicht
18	50	ST	8F	018L050T	1108	54,57	53,81	60	44	-	19	22	3,0	0,2
	75	ST	3F	018L075T	1108	54,57	53,81	60	-	-	25	25	-	0,2
	100	ST	5F	018L100T	1108	54,57	53,81	60	-	38	31	22	9,0	0,2
19	50	ST	8F	019L050T	1108	57,61	56,84	60	44	-	19	22	3,0	0,2
	75	ST	3F	019L075T	1108	57,61	56,84	60	-	-	25	25	-	0,3
	100	ST	5F	019L100T	1108	57,61	56,84	60	-	38	31	22	9,0	0,3
20	50	ST	8F	020L050T	1108	60,64	59,88	66	48	-	19	22	3,0	0,2
	75	ST	3F	020L075T	1108	60,64	59,88	66	-	-	25	25	-	0,3
	100	ST	5F	020L100T	1108	60,64	59,88	66	-	45	31	22	9,0	0,4
21	50	ST	8F	021L050T	1108	63,67	62,91	71	48	-	19	22	3,0	0,3
	75	ST	3F	021L075T	1108	63,67	62,91	71	-	-	25	25	-	0,4
	100	ST	5F	021L100T	1108	63,67	62,91	71	-	47	31	22	9,0	0,4
22	50	ST	8F	022L050T	1108	66,70	65,94	75	51	-	19	22	3,0	0,3
	75	ST	3F	022L075T	1108	66,70	65,94	75	-	-	25	25	-	0,4
	100	ST	5F	022L100T	1108	66,70	65,94	75	-	51	31	22	9,0	0,4
23	50	GG	8F	023L050T	1108	69,73	68,97	79	54	-	19	22	3,0	0,4
	75	GG	3F	023L075T	1108	69,73	68,97	79	-	-	25	25	-	0,4
	100	GG	5F	023L100T	1108	69,73	68,97	79	-	54	32	22	10,0	0,5
24	50	GG	8F	024L050T	1108	72,77	72,00	79	54	-	19	22	3,0	0,4
	75	GG	3F	024L075T	1108	72,77	72,00	79	-	-	25	25	-	0,5
	100	GG	5F	024L100T	1108	72,77	72,00	79	-	54	32	22	10,0	0,6
25	50	GG	8F	025L050T	1108	75,80	75,04	83	56	-	19	22	3,0	0,5
	75	GG	3F	025L075T	1108	75,80	75,04	83	-	-	25	25	-	0,6
	100	GG	5F	025L100T	1108	75,80	75,04	83	-	56	32	22	10,0	0,6
26	50	GG	8F	026L050T	1108	78,83	78,07	87	60	-	19	22	3,0	0,5
	75	GG	3F	026L075T	1108	78,83	78,07	87	-	-	25	25	-	0,6
	100	GG	5F	026L100T	1108	78,83	78,07	87	-	60	32	22	10,0	0,7
27	50	GG	8F	027L050T	1108	81,86	81,10	87	65	-	19	22	3,0	0,6
	75	GG	3F	027L075T	1108	81,86	81,10	87	-	-	25	25	-	0,7
	100	GG	5F	027L100T	1108	81,86	81,10	87	-	62	32	22	10,0	0,8
28	50	GG	8F	028L050T	1108	84,89	84,13	91	65	-	19	22	3,0	0,6
	75	GG	3F	028L075T	1108	84,89	84,13	91	-	-	25	25	-	0,7
	100	GG	5F	028L100T	1108	84,89	84,13	91	-	65	32	22	10,0	0,8
30	50	GG	8F	030L050T	1108	90,96	90,20	97	70	-	19	22	3,0	0,8
	75	GG	3F	030L075T	1108	90,96	90,20	97	-	-	25	25	-	0,9
	100	GG	5F	030L100T	1210	90,96	90,20	97	-	71	32	25	7,0	0,9
32	50	GG	8F	032L050T	1108	97,02	96,26	103	74	-	19	22	3,0	0,9
	75	GG	3F	032L075T	1108	97,02	96,26	103	-	-	25	25	-	1,0
	100	GG	5F	032L100T	1210	97,02	96,26	103	-	75	32	25	7,0	1,0
36	50	GG	8F	036L050T	1108	109,15	108,39	115	87	-	19	22	3,0	1,2
	75	GG	3F	036L075T	1610	109,15	108,39	115	-	-	25	25	-	1,2
	100	GG	5F	036L100T	1610	109,15	108,39	115	-	89	32	25	7,0	1,4
40	50	GG	8F	040L050T	1610	121,28	120,51	127	97	-	19	25	6,0	1,5
	75	GG	3F	040L075T	1610	121,28	120,51	127	-	-	25	25	-	1,7
	100	GG	5F	040L100T	1610	121,28	120,51	127	-	101	32	25	7,0	1,7



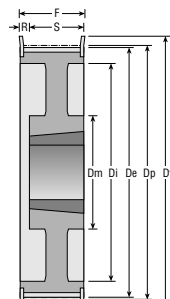
Figur 3A



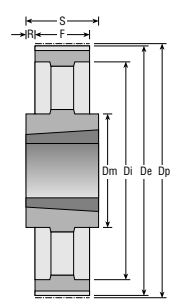
Figur 3W



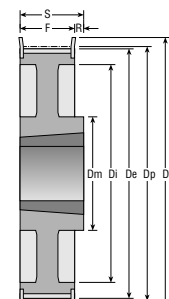
Figur 3WF



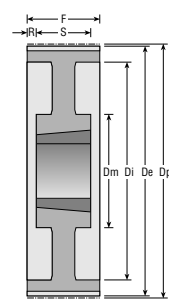
Figur 5WF



Figur 7A

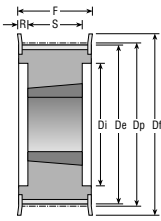


Figur 8WF

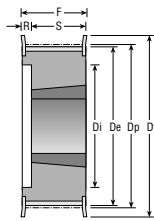


Figur 9W

Z	Rembr.	Mat.	Fig.	Best. nr.	Bush	Dp	De	Df	Dm	Di	F	S	R	Vægt
	Belt w.			Part No.										Best. Nr.
	Riemembr.													Gewicht
48	50	GG	8WF	048L050T	1610	145,53	144,77	152	88	124	19	25	6,0	2,3
	75	GG	3WF	048L075T	1610	145,53	144,77	152	92	124	25	25	-	2,5
	100	GG	5WF	048L100T	1610	145,53	144,77	152	92	124	32	25	7,0	2,7
60	50	GG	7A	060L050T	1610	181,91	181,15	-	92	166	19	25	3,0	2,0
	75	GG	3W	060L075T	1610	181,91	181,15	-	92	166	25	25	-	3,0
	100	GG	9W	060L100T	1610	181,91	181,15	-	92	166	32	25	3,5	2,4
72	50	GG	7A	072L050T	1610	218,30	217,53	-	92	202	19	25	3,0	3,0
	75	GG	3A	072L075T	1610	218,30	217,53	-	92	202	25	25	-	4,0
	100	GG	3A	072L100T	2012	218,30	217,53	-	106	202	32	32	-	4,4
84	50	GG	7A	084L050T	1610	254,68	253,92	-	92	236	19	25	3,0	4,0
	75	GG	7A	084L075T	2012	254,68	253,92	-	106	236	25	32	3,5	5,2
	100	GG	3A	084L100T	2012	254,68	253,92	-	106	236	32	32	-	6,0
96	50	GG	7A	096L050T	2012	291,06	290,30	-	106	270	19	32	6,5	5,5
	75	GG	7A	096L075T	2012	291,06	290,30	-	106	270	25	32	3,5	6,5
	100	GG	3A	096L100T	2012	291,06	290,30	-	106	270	32	32	-	7,1
120	50	GG	7A	120L050T	2012	363,83	363,07	-	106	343	19	32	6,5	6,8
	75	GG	7A	120L075T	2012	363,83	363,07	-	106	343	25	32	3,5	7,6
	100	GG	3A	120L100T	2012	363,83	363,07	-	106	343	32	32	-	8,5



Figur 4F



Figur 5F

Z	Rembr. Belt w. Riemenbr.	Mat.	Fig.	Best. nr. Part No. Best. Nr.	Bush	Dp	De	Df	Dm	Di	F	S	R	Vægt Weight Gewicht
16	100	ST	5F	016H100T	1108	64,68	63,31	71	-	45	31	22	9,0	0,4
18	100	ST	5F	018H100T	1210	72,77	71,39	79	-	52	31	25	6,0	0,5
	150	ST	5F	018H150T	1210	72,77	71,39	79	-	53	45	25	20,0	0,6
	200	ST	5F	018H200T	1210	72,77	71,39	79	-	52	58	25	33,0	0,8
19	100	ST	5F	019H100T	1210	76,81	75,44	83	-	56	31	25	6,0	0,6
	150	ST	5F	019H150T	1210	76,81	75,44	83	-	56	45	25	20,0	0,7
	200	ST	5F	019H200T	1610	76,81	75,44	83	-	56	58	25	33,0	0,9
20	100	ST	5F	020H100T	1210	80,55	79,48	87	-	60	31	25	6,0	0,7
	150	ST	5F	020H150T	1210	80,55	79,48	87	-	60	45	25	20,0	0,8
	200	ST	5F	020H200T	1610	80,55	79,48	87	-	60	58	25	33,0	1,0
	300	ST	4F	020H300T	1615	80,55	79,48	87	-	65	84	38	23,0	1,5
21	100	GG	5F	021H100T	1210	84,89	83,52	91	-	63	32	25	7,0	0,8
	150	GG	5F	021H150T	1210	84,89	83,52	91	-	64	45	25	20,0	1,0
	200	GG	5F	021H200T	1610	84,89	83,52	91	-	64	58	25	33,0	1,7
	300	GG	4F	021H300T	1615	84,89	83,52	91	-	66	84	38	23,0	1,2
22	100	GG	5F	022H100T	1210	88,94	87,56	93	-	67	32	25	7,0	0,9
	150	GG	5F	022H150T	1210	88,94	87,56	93	-	68	45	25	20,0	1,2
	200	GG	5F	022H200T	1610	88,94	87,56	93	-	68	58	25	33,0	1,5
	300	GG	4F	022H300T	1615	88,94	87,56	93	-	67	84	38	23,0	1,6
23	100	GG	5F	023H100T	1610	92,98	91,61	97	-	71	32	25	7,0	0,9
	150	GG	5F	023H150T	1610	92,98	91,61	97	-	71	45	25	20,0	1,3
	200	GG	5F	023H200T	1610	92,98	91,61	97	-	71	58	25	33,0	1,8
	300	GG	4F	023H300T	1615	92,98	91,61	97	-	71	84	38	23,0	1,8
24	100	GG	5F	024H100T	1610	97,02	95,65	103	-	75	32	25	7,0	1,0
	150	GG	5F	024H150T	1610	97,02	95,65	103	-	74	45	25	20,0	1,2
	200	GG	5F	024H200T	1610	97,02	95,65	103	-	74	58	25	33,0	1,5
	300	GG	4F	024H300T	1615	97,02	95,65	103	-	75	84	38	23,0	2,1
25	100	GG	5F	025H100T	1610	101,06	99,69	106	-	79	32	25	7,0	1,0
	150	GG	5F	025H150T	1610	101,06	99,69	106	-	78	45	25	20,0	1,2
	200	GG	5F	025H200T	1610	101,06	99,69	106	-	78	58	25	33,0	1,5
	300	GG	4F	025H300T	1615	101,06	99,69	106	-	79	84	38	23,0	2,0
26	100	GG	5F	026H100T	1610	105,11	103,73	111	-	83	32	25	7,0	1,2
	150	GG	5F	026H150T	1610	105,11	103,73	111	-	82	45	25	20,0	1,4
	200	GG	5F	026H200T	1610	105,11	103,73	111	-	82	58	25	33,0	1,8
	300	GG	4F	026H300T	1615	105,11	103,73	111	-	83	84	38	23,0	2,7
27	100	GG	5F	027H100T	1610	109,15	107,78	115	-	87	32	25	7,0	1,3
	150	GG	5F	027H150T	1610	109,15	107,78	115	-	87	45	25	20,0	1,6
	200	GG	5F	027H200T	1610	109,15	107,78	115	-	87	58	25	33,0	1,9
	300	GG	4F	027H300T	2012	109,15	107,78	115	-	87	84	32	26,0	3,0
28	100	GG	5F	028H100T	1610	113,19	111,82	119	-	91	32	25	7,0	1,5
	150	GG	5F	028H150T	1610	113,19	111,82	119	-	91	45	25	20,0	1,8
	200	GG	5F	028H200T	1610	113,19	111,82	119	-	91	58	25	33,0	1,9
	300	GG	4F	028H300T	2012	113,19	111,82	119	-	91	84	32	26,0	2,4

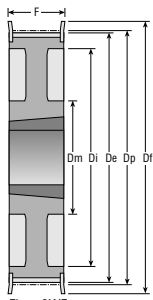
**FOR TAPER BØSNINGER
FOR TAPER BUSHES
FÜR TAPER BUCHSEN**

H

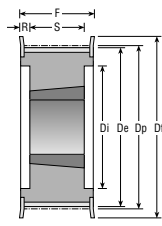


1/2" (12,7 mm)

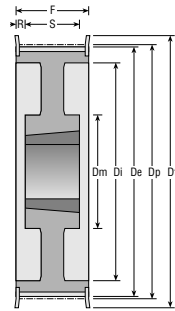
BI



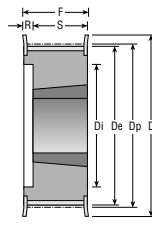
Figur 3WF



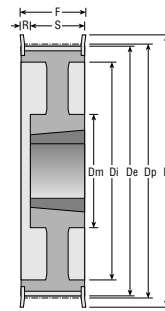
Figur 4F



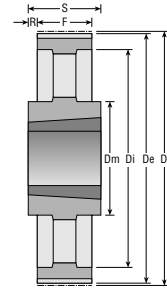
Figur 4WF/9WF



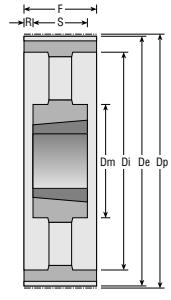
Figur 5F



Figur 5WF



Figur 7A



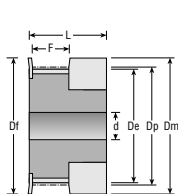
Figur 9A

Z	Rembr.	Mat.	Fig.	Best. nr.	Bush	Dp	De	Df	Dm	Di	F	S	R	Vægt
	Belt w.			Part No.										Best. Nr.
30	100	GG	5F	030H100T	1610	121,28	119,90	127	-	99	32	25	7,0	1,7
	150	GG	5F	030H150T	1610	121,28	119,90	127	-	99	45	25	20,0	2,0
	200	GG	5F	030H200T	1610	121,28	119,90	127	-	99	58	25	33,0	2,3
	300	GG	4F	030H300T	2012	121,28	119,90	127	-	99	84	32	26,0	2,9
32	100	GG	5WF	032H100T	1610	129,36	127,99	135	92	108	32	25	7,0	2,0
	150	GG	5WF	032H150T	1610	129,36	127,99	135	92	108	45	25	20,0	2,3
	200	GG	5F	032H200T	2012	129,36	127,99	135	-	107	58	32	26,0	3,0
	300	GG	4F	032H300T	2517	129,36	127,99	135	-	107	84	45	19,5	3,3
36	100	GG	5WF	036H100T	1610	145,53	144,16	152	92	124	32	25	7,0	2,7
	150	GG	5WF	036H150T	1610	145,53	144,16	152	92	124	45	25	20,0	3,1
	200	GG	5WF	036H200T	2012	145,53	144,16	152	102	124	58	32	26,0	3,0
	300	GG	4F	036H300T	2517	145,53	144,16	152	-	124	84	45	19,5	4,5
40	100	GG	5WF	040H100T	1610	161,70	160,33	168	92	140	32	25	7,0	3,6
	150	GG	5WF	040H150T	1610	161,70	160,33	168	92	140	45	25	20,0	4,0
	200	GG	5WF	040H200T	2012	161,70	160,33	168	106	140	58	32	26,0	3,6
	300	GG	4F	040H300T	2517	161,70	160,33	168	-	137	84	45	19,5	6,0
44	100	GG	3WF	044H100T	2012	177,87	176,50	184	106	153	32	32	-	3,8
	150	GG	5WF	044H150T	2012	177,87	176,50	184	106	153	45	32	13,0	3,6
	200	GG	5WF	044H200T	2012	177,87	176,50	184	106	153	58	32	26,0	4,5
	300	GG	4WF	044H300T	2517	177,87	176,50	184	119	153	86	45	20,5	6,6
48	100	GG	3WF	048H100T	2012	194,04	192,67	200	106	169	32	32	-	3,2
	150	GG	5WF	048H150T	2012	194,04	192,67	200	106	169	45	32	13,0	4,8
	200	GG	5WF	048H200T	2517	194,04	192,67	200	119	169	58	45	13,0	4,6
	300	GG	4WF	048H300T	2517	194,04	192,67	200	119	169	86	45	20,5	7,6
60	100	GG	9A	060H100T	2012	242,55	241,18	-	106	223	34	32	1,0	4,8
	150	GG	9A	060H150T	2012	242,55	241,18	-	106	223	46	32	7,0	5,4
	200	GG	9A	060H200T	2517	242,55	241,18	-	119	223	60	45	7,5	7,0
	300	GG	9A	060H300T	2517	242,55	241,18	-	119	223	86	45	20,5	8,4
72	100	GG	9A	072H100T	2012	291,06	289,69	-	106	270	34	32	1,0	5,7
	150	GG	9A	072H150T	2012	291,06	289,69	-	106	270	46	32	7,0	6,5
	200	GG	9A	072H200T	2517	291,06	289,69	-	119	270	60	45	7,5	8,0
	300	GG	9A	072H300T	2517	291,06	289,69	-	119	270	86	45	20,5	10,4
84	100	GG	9A	084H100T	2012	339,57	338,20	-	106	318	34	32	1,0	6,8
	150	GG	9A	084H150T	2012	339,57	338,20	-	106	320	46	32	7,0	8,4
	200	GG	9A	084H200T	2517	339,57	338,20	-	119	320	60	45	7,5	9,0
	300	GG	9A	084H300T	2517	339,57	338,20	-	119	320	86	45	20,5	12,5
96	100	GG	7A	096H100T	2517	388,08	386,71	-	119	366	34	45	5,5	8,2
	150	GG	9A	096H150T	2517	388,08	386,71	-	119	366	46	45	0,5	10,2
	200	GG	9A	096H200T	2517	388,08	386,71	-	119	366	60	45	7,5	11,5
	300	GG	9A	096H300T	3030	388,08	386,71	-	150	362	86	76	5,0	14,2
120	100	GG	7A	120H100T	2517	485,10	483,73	-	119	462	34	45	5,5	12,1
	150	GG	9A	120H150T	2517	485,10	483,73	-	119	462	46	45	0,5	13,5
	200	GG	9A	120H200T	2517	485,10	483,73	-	119	462	60	45	7,5	15,4
	300	GG	9A	120H300T	3030	485,10	483,73	-	150	460	86	76	5,0	18,8

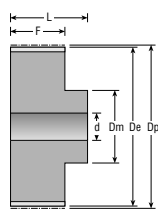

TANDREMSKIVER - FORBORET
TIMING BELT PULLEYS - PILOT BORE
ZAHNRIEMENSCHHEIBEN - VORGEBOHRT

Leveringsprogram	Side
Product Range	Page
Lieferprogramm	Seite
3M HTD®	52
3MR® GT®	53
5M HTD®	54
5MR® GT®	56
8M HTD®-GT®	58
14M HTD®-GT®	60
XL 1/5" (5,08 mm)	62
L 3/8" (9,525 mm)	63
H 1/2" (12,7 mm)	65
T 2,5 (2,5 mm)	68
T 5 (5 mm)	69
AT 5 (5 mm)	71
T 10 (10 mm)	73
AT 10 (10 mm)	75

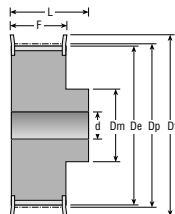
**Mål og materialeangivelser er med forbehold.
All dimensions and materials may be subject to change.
Mass- und Materialabweichungen vorbehalten.**



Figur 1F

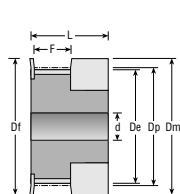


Figur 6

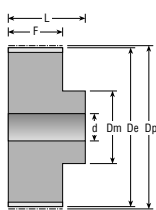


Figur 6F

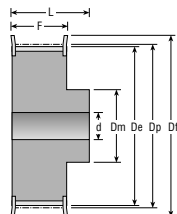
Z	Rembr. Belt w. Riemenbr.	Mat.	Fig.	Best. nr. Part No. Best. Nr.	Dp	De	Df	Dm	Di	F	L	d	Vægt Weight Gewicht
10	9	AL	1F	0103M009N	9,55	8,79	13,0	13,0	-	10,2	17,5	-	0,004
	15	AL	1F	0103M015N	9,55	8,79	13,0	13,0	-	17,0	26,0	-	0,006
12	9	AL	1F	0123M009N	11,46	10,70	15,0	15,0	-	10,2	17,5	-	0,006
	15	AL	1F	0123M015N	11,46	10,70	15,0	15,0	-	17,0	26,0	-	0,008
14	9	AL	1F	0143M009N	13,37	12,61	16,0	16,0	-	10,2	17,5	-	0,007
	15	AL	1F	0143M015N	13,37	12,61	16,0	16,0	-	17,0	26,0	-	0,010
15	9	AL	1F	0153M009N	14,32	13,56	17,5	17,5	-	10,2	17,5	-	0,008
	15	AL	1F	0153M015N	14,32	13,56	17,5	17,5	-	17,0	26,0	-	0,012
16	9	AL	6F	0163M009N	15,28	14,52	18,0	9,5	-	12,8	20,6	4,0	0,007
	15	AL	6F	0163M015N	15,28	14,52	18,0	9,5	-	19,5	26,0	4,0	0,010
18	9	AL	6F	0183M009N	17,19	16,43	19,5	10,0	-	12,8	20,6	6,0	0,008
	15	AL	6F	0183M015N	17,19	16,43	19,5	10,0	-	19,5	26,0	6,0	0,012
20	9	AL	6F	0203M009N	19,10	18,34	23,0	12,0	-	12,8	20,6	6,0	0,010
	15	AL	6F	0203M015N	19,10	18,34	23,0	12,0	-	19,5	26,0	6,0	0,014
21	9	AL	6F	0213M009N	20,05	19,29	25,0	13,0	-	12,8	20,6	6,0	0,013
	15	AL	6F	0213M015N	20,05	19,29	25,0	13,0	-	19,5	26,0	6,0	0,016
22	9	AL	6F	0223M009N	21,01	20,25	25,0	13,0	-	12,8	20,6	6,0	0,014
	15	AL	6F	0223M015N	21,01	20,25	25,0	13,0	-	19,5	26,0	6,0	0,018
24	9	AL	6F	0243M009N	22,92	22,16	25,0	13,0	-	12,8	20,6	6,0	0,016
	15	AL	6F	0243M015N	22,92	22,16	25,0	13,0	-	19,5	26,0	6,0	0,020
26	9	AL	6F	0263M009N	24,83	24,07	28,0	16,0	-	12,8	20,6	6,0	0,018
	15	AL	6F	0263M015N	24,83	24,07	28,0	16,0	-	19,5	26,0	6,0	0,027
28	9	AL	6F	0283M009N	26,74	25,98	32,0	18,0	-	12,8	20,6	6,0	0,024
	15	AL	6F	0283M015N	26,74	25,98	32,0	18,0	-	19,5	26,0	6,0	0,030
30	9	AL	6F	0303M009N	28,65	27,89	32,0	19,0	-	12,8	20,6	6,0	0,028
	15	AL	6F	0303M015N	28,65	27,89	32,0	19,0	-	19,5	26,0	6,0	0,035
32	9	AL	6F	0323M009N	30,56	29,80	36,0	22,0	-	12,8	20,6	6,0	0,032
	15	AL	6F	0323M015N	30,56	29,80	36,0	22,0	-	19,5	26,0	6,0	0,042
36	9	AL	6F	0363M009N	34,38	33,62	38,0	26,0	-	13,4	22,2	6,0	0,045
	15	AL	6F	0363M015N	34,38	33,62	38,0	26,0	-	20,0	30,0	6,0	0,060
40	9	AL	6F	0403M009N	38,20	37,44	42,0	28,0	-	13,4	22,2	6,0	0,055
	15	AL	6F	0403M015N	38,20	37,44	42,0	28,0	-	20,0	30,0	6,0	0,075
44	9	AL	6F	0443M009N	42,02	41,26	48,0	33,0	-	13,4	22,2	6,0	0,074
	15	AL	6F	0443M015N	42,02	41,26	48,0	33,0	-	20,0	30,0	6,0	0,100
48	9	AL	6	0483M009N	45,84	45,08	-	33,0	-	13,4	22,2	8,0	0,074
	15	AL	6	0483M015N	45,84	45,08	-	33,0	-	20,0	30,0	8,0	0,103
60	9	AL	6	0603M009N	57,30	56,54	-	33,0	-	13,4	22,2	8,0	0,106
	15	AL	6	0603M015N	57,30	56,54	-	33,0	-	20,0	30,0	8,0	0,150
72	9	AL	6	0723M009N	68,75	67,99	-	33,0	-	13,4	22,2	8,0	0,145
	15	AL	6	0723M015N	68,75	67,99	-	33,0	-	20,0	30,0	8,0	0,212



Figur 1F

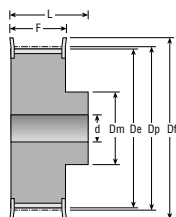


Figur 6



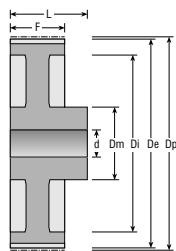
Figur 6F

Z	Rembr. Belt w. Riemenbr.	Mat.	Fig.	Best. nr. Part No. Best. Nr.	Dp	De	Df	Dm	Di	F	L	d	Vægt Weight Gewicht
10	9	AL	1F	0103MR009N	9,55	8,79	13,0	13,0	-	10,2	17,5	-	0,004
	15	AL	1F	0103MR015N	9,55	8,79	13,0	13,0	-	17,0	26,0	-	0,006
12	9	AL	1F	0123MR009N	11,46	10,70	15,0	15,0	-	10,2	17,5	-	0,006
	15	AL	1F	0123MR015N	11,46	10,70	15,0	15,0	-	17,0	26,0	-	0,008
14	9	AL	1F	0143MR009N	13,37	12,61	16,0	16,0	-	10,2	17,5	-	0,007
	15	AL	1F	0143MR015N	13,37	12,61	16,0	16,0	-	17,0	26,0	-	0,010
15	9	AL	1F	0153MR009N	14,32	13,56	17,5	17,5	-	10,2	17,5	-	0,008
	15	AL	1F	0153MR015N	14,32	13,56	17,5	17,5	-	17,0	26,0	-	0,012
16	9	AL	6F	0163MR009N	15,28	14,52	18,0	9,5	-	12,8	20,6	4,0	0,007
	15	AL	6F	0163MR015N	15,28	14,52	18,0	9,5	-	19,5	26,0	4,0	0,010
18	9	AL	6F	0183MR009N	17,19	16,43	19,5	10,0	-	12,8	20,6	6,0	0,008
	15	AL	6F	0183MR015N	17,19	16,43	19,5	10,0	-	19,5	26,0	6,0	0,012
20	9	AL	6F	0203MR009N	19,10	18,34	23,0	12,0	-	12,8	20,6	6,0	0,010
	15	AL	6F	0203MR015N	19,10	18,34	23,0	12,0	-	19,5	26,0	6,0	0,014
21	9	AL	6F	0213MR009N	20,05	19,29	25,0	13,0	-	12,8	20,6	6,0	0,013
	15	AL	6F	0213MR015N	20,05	19,29	25,0	13,0	-	19,5	26,0	6,0	0,016
22	9	AL	6F	0223MR009N	21,01	20,25	25,0	13,0	-	12,8	20,6	6,0	0,014
	15	AL	6F	0223MR015N	21,01	20,25	25,0	13,0	-	19,5	26,0	6,0	0,018
24	9	AL	6F	0243MR009N	22,92	22,16	25,0	13,0	-	12,8	20,6	6,0	0,016
	15	AL	6F	0243MR015N	22,92	22,16	25,0	13,0	-	19,5	26,0	6,0	0,020
26	9	AL	6F	0263MR009N	24,83	24,07	28,0	16,0	-	12,8	20,6	6,0	0,018
	15	AL	6F	0263MR015N	24,83	24,07	28,0	16,0	-	19,5	26,0	6,0	0,027
28	9	AL	6F	0283MR009N	26,74	25,98	32,0	18,0	-	12,8	20,6	6,0	0,024
	15	AL	6F	0283MR015N	26,74	25,98	32,0	18,0	-	19,5	26,0	6,0	0,030
30	9	AL	6F	0303MR009N	28,65	27,89	32,0	19,0	-	12,8	20,6	6,0	0,028
	15	AL	6F	0303MR015N	28,65	27,89	32,0	19,0	-	19,5	26,0	6,0	0,035
32	9	AL	6F	0323MR009N	30,56	29,80	36,0	22,0	-	12,8	20,6	6,0	0,032
	15	AL	6F	0323MR015N	30,56	29,80	36,0	22,0	-	19,5	26,0	6,0	0,042
36	9	AL	6F	0363MR009N	34,38	33,62	38,0	26,0	-	13,4	22,2	6,0	0,045
	15	AL	6F	0363MR015N	34,38	33,62	38,0	26,0	-	20,0	30,0	6,0	0,060
40	9	AL	6F	0403MR009N	38,20	37,44	42,0	28,0	-	13,4	22,2	6,0	0,055
	15	AL	6F	0403MR015N	38,20	37,44	42,0	28,0	-	20,0	30,0	6,0	0,075
44	9	AL	6F	0443MR009N	42,02	41,26	48,0	33,0	-	13,4	22,2	6,0	0,074
	15	AL	6F	0443MR015N	42,02	41,26	48,0	33,0	-	20,0	30,0	6,0	0,100
48	9	AL	6	0483MR009N	45,84	45,08	-	33,0	-	13,4	22,2	8,0	0,074
	15	AL	6	0483MR015N	45,84	45,08	-	33,0	-	20,0	30,0	8,0	0,103
60	9	AL	6	0603MR009N	57,30	56,54	-	33,0	-	13,4	22,2	8,0	0,106
	15	AL	6	0603MR015N	57,30	56,54	-	33,0	-	20,0	30,0	8,0	0,150
72	9	AL	6	0723MR009N	68,75	67,99	-	33,0	-	13,4	22,2	8,0	0,145
	15	AL	6	0723MR015N	68,75	67,99	-	33,0	-	20,0	30,0	8,0	0,212



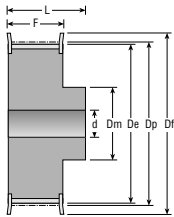
Figur 6F

Z	Rembr. Belt w. Riemenbr.	Mat.	Fig.	Best. nr. Part No. Best. Nr.	Dp	De	Df	Dm	Di	F	L	d	Vægt Weight Gewicht
12	9	ST	6F	0125M009N	19,10	17,96	25,0	13,0	-	14,5	20,0	4,0	0,028
	15	ST	6F	0125M015N	19,10	17,96	25,0	13,0	-	20,5	26,0	4,0	0,034
	25	ST	6F	0125M025N	19,10	17,96	25,0	13,0	-	30,5	36,0	4,0	0,050
14	9	ST	6F	0145M009N	22,28	21,14	25,0	13,0	-	14,5	20,0	6,0	0,034
	15	ST	6F	0145M015N	22,28	21,14	25,0	13,0	-	20,5	26,0	6,0	0,046
	25	ST	6F	0145M025N	22,28	21,14	25,0	13,0	-	30,5	36,0	6,0	0,070
15	9	ST	6F	0155M009N	23,87	22,73	28,0	16,0	-	14,5	20,0	6,0	0,042
	15	ST	6F	0155M015N	23,87	22,73	28,0	16,0	-	20,5	26,0	6,0	0,056
	25	ST	6F	0155M025N	23,87	22,73	28,0	16,0	-	30,5	36,0	6,0	0,080
16	9	ST	6F	0165M009N	25,46	24,32	28,0	16,0	-	14,5	20,0	6,0	0,050
	15	ST	6F	0165M015N	25,46	24,32	28,0	16,0	-	20,5	26,0	6,0	0,064
	25	ST	6F	0165M025N	25,46	24,32	28,0	16,0	-	30,5	36,0	6,0	0,100
18	9	ST	6F	0185M009N	28,65	27,51	32,0	19,0	-	14,5	20,0	6,0	0,070
	15	ST	6F	0185M015N	28,65	27,51	32,0	19,0	-	20,5	26,0	6,0	0,086
	25	ST	6F	0185M025N	28,65	27,51	32,0	19,0	-	30,5	36,0	6,0	0,120
20	9	ST	6F	0205M009N	31,83	30,69	36,0	23,0	-	14,5	22,5	6,0	0,094
	15	ST	6F	0205M015N	31,83	30,69	36,0	23,0	-	20,5	26,0	6,0	0,112
	25	ST	6F	0205M025N	31,83	30,69	36,0	23,0	-	30,5	36,0	6,0	0,160
21	9	ST	6F	0215M009N	33,42	32,28	38,0	24,0	-	14,5	22,5	6,0	0,110
	15	ST	6F	0215M015N	33,42	32,28	38,0	24,0	-	20,5	26,0	6,0	0,130
	25	ST	6F	0215M025N	33,42	32,28	38,0	24,0	-	30,5	38,0	6,0	0,190
22	9	ST	6F	0225M009N	35,01	33,87	38,0	25,5	-	14,5	22,5	6,0	0,118
	15	ST	6F	0225M015N	35,01	33,87	38,0	25,5	-	20,5	26,0	6,0	0,140
	25	ST	6F	0225M025N	35,01	33,87	38,0	25,5	-	30,5	38,0	6,0	0,210
24	9	ST	6F	0245M009N	38,20	37,06	42,0	27,0	-	14,5	22,5	6,0	0,145
	15	ST	6F	0245M015N	38,20	37,06	42,0	27,0	-	20,5	28,0	6,0	0,180
	25	ST	6F	0245M025N	38,20	37,06	42,0	27,0	-	30,5	38,0	6,0	0,250
26	9	ST	6F	0265M009N	41,38	40,24	44,0	30,0	-	14,5	22,5	6,0	0,170
	15	ST	6F	0265M015N	41,38	40,24	44,0	30,0	-	20,5	28,0	6,0	0,220
	25	ST	6F	0265M025N	41,38	40,24	44,0	30,0	-	30,5	38,0	6,0	0,300
28	9	ST	6F	0285M009N	44,56	43,42	48,0	30,5	-	14,5	22,5	6,0	0,200
	15	ST	6F	0285M015N	44,56	43,42	48,0	30,5	-	20,5	28,0	6,0	0,250
	25	ST	6F	0285M025N	44,56	43,42	48,0	30,5	-	30,5	38,0	6,0	0,350
30	9	ST	6F	0305M009N	47,75	46,60	51,0	35,0	-	14,5	22,5	6,0	0,236
	15	ST	6F	0305M015N	47,75	46,60	51,0	35,0	-	20,5	28,0	6,0	0,300
	25	ST	6F	0305M025N	47,75	46,60	51,0	35,0	-	30,5	38,0	6,0	0,420
32	9	ST	6F	0325M009N	50,93	49,79	54,0	38,0	-	14,5	22,5	8,0	0,270
	15	ST	6F	0325M015N	50,93	49,79	54,0	38,0	-	20,5	28,0	8,0	0,350
	25	ST	6F	0325M025N	50,93	49,79	54,0	38,0	-	30,5	38,0	8,0	0,480
36	9	ST	6F	0365M009N	57,30	56,16	60,0	38,0	-	14,5	22,5	8,0	0,324
	15	ST	6F	0365M015N	57,30	56,16	60,0	38,0	-	20,5	28,0	8,0	0,520
	25	ST	6F	0365M025N	57,30	56,16	60,0	38,0	-	30,5	38,0	8,0	0,590
40	9	ST	6F	0405M009N	63,66	62,52	71,00	38,0	-	14,5	22,5	8,0	0,400
	15	ST	6F	0405M015N	63,66	62,52	71,00	38,0	-	20,5	28,0	8,0	0,426
	25	ST	6F	0405M025N	63,66	62,52	71,00	38,0	-	30,5	38,0	8,0	0,740



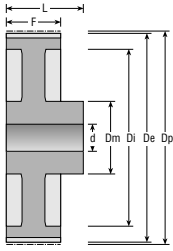
Figur 6W

Z	Rembr. Belt w. Riemenbr.	Mat.	Fig.	Best. nr. Part No. Best. Nr.	Dp	De	Df	Dm	Di	F	L	d	Vægt Weight Gewicht
44	9	AL	6W	0445M009N	70,03	68,89	-	38,0	-	14,5	25,5	8,0	0,170
	15	AL	6W	0445M015N	70,03	68,89	-	38,0	-	20,5	30,0	8,0	0,225
	25	AL	6W	0445M025N	70,03	68,89	-	38,0	-	30,5	40,0	8,0	0,320
48	9	AL	6W	0485M009N	76,39	75,25	-	45,0	-	14,5	25,5	8,0	0,182
	15	AL	6W	0485M015N	76,39	75,25	-	38,0	-	20,5	30,0	8,0	0,187
	25	AL	6W	0485M025N	76,39	75,25	-	38,0	-	30,5	40,0	8,0	0,275
60	9	AL	6W	0605M009N	95,49	94,35	-	45,0	-	14,5	25,5	8,0	0,230
	15	AL	6W	0605M015N	95,49	94,35	-	50,0	-	20,5	30,0	8,0	0,305
	25	AL	6W	0605M025N	95,49	94,35	-	50,0	-	30,5	40,0	8,0	0,435
72	9	AL	6W	0725M009N	114,59	113,45	-	45,0	-	14,5	25,5	8,0	0,270
	15	AL	6W	0725M015N	114,59	113,45	-	50,0	-	20,5	30,0	8,0	0,375
	25	AL	6W	0725M025N	114,59	113,45	-	50,0	-	30,5	40,0	8,0	0,525



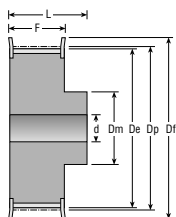
Figur 6F

Z	Rembr. Belt w. Riemenbr.	Mat.	Fig.	Best. nr. Part No. Best. Nr.	Dp	De	Df	Dm	Di	F	L	d	Vægt Weight Gewicht
12	9	ST	6F	0125MR009N	19,10	17,96	25,0	13,0	-	14,5	20,0	4,0	0,028
	15	ST	6F	0125MR015N	19,10	17,96	25,0	13,0	-	20,5	26,0	4,0	0,034
	25	ST	6F	0125MR025N	19,10	17,96	25,0	13,0	-	30,5	36,0	4,0	0,050
14	9	ST	6F	0145MR009N	22,28	21,14	25,0	13,0	-	14,5	20,0	6,0	0,034
	15	ST	6F	0145MR015N	22,28	21,14	25,0	13,0	-	20,5	26,0	6,0	0,046
	25	ST	6F	0145MR025N	22,28	21,14	25,0	13,0	-	30,5	36,0	6,0	0,070
15	9	ST	6F	0155MR009N	23,87	22,73	28,0	16,0	-	14,5	20,0	6,0	0,042
	15	ST	6F	0155MR015N	23,87	22,73	28,0	16,0	-	20,5	26,0	6,0	0,056
	25	ST	6F	0155MR025N	23,87	22,73	28,0	16,0	-	30,5	36,0	6,0	0,080
16	9	ST	6F	0165MR009N	25,46	24,32	28,0	16,0	-	14,5	20,0	6,0	0,050
	15	ST	6F	0165MR015N	25,46	24,32	28,0	16,0	-	20,5	26,0	6,0	0,064
	25	ST	6F	0165MR025N	25,46	24,32	28,0	16,0	-	30,5	36,0	6,0	0,100
18	9	ST	6F	0185MR009N	28,65	27,51	32,0	19,0	-	14,5	20,0	6,0	0,070
	15	ST	6F	0185MR015N	28,65	27,51	32,0	19,0	-	20,5	26,0	6,0	0,086
	25	ST	6F	0185MR025N	28,65	27,51	32,0	19,0	-	30,5	36,0	6,0	0,120
20	9	ST	6F	0205MR009N	31,83	30,69	36,0	23,0	-	14,5	22,5	6,0	0,094
	15	ST	6F	0205MR015N	31,83	30,69	36,0	23,0	-	20,5	26,0	6,0	0,112
	25	ST	6F	0205MR025N	31,83	30,69	36,0	23,0	-	30,5	36,0	6,0	0,160
21	9	ST	6F	0215MR009N	33,42	32,28	38,0	24,0	-	14,5	22,5	6,0	0,110
	15	ST	6F	0215MR015N	33,42	32,28	38,0	24,0	-	20,5	26,0	6,0	0,130
	25	ST	6F	0215MR025N	33,42	32,28	38,0	24,0	-	30,5	38,0	6,0	0,190
22	9	ST	6F	0225MR009N	35,01	33,87	38,0	25,5	-	14,5	22,5	6,0	0,118
	15	ST	6F	0225MR015N	35,01	33,87	38,0	25,5	-	20,5	26,0	6,0	0,140
	25	ST	6F	0225MR025N	35,01	33,87	38,0	25,5	-	30,5	38,0	6,0	0,210
24	9	ST	6F	0245MR009N	38,20	37,06	42,0	27,0	-	14,5	22,5	6,0	0,145
	15	ST	6F	0245MR015N	38,20	37,06	42,0	27,0	-	20,5	28,0	6,0	0,180
	25	ST	6F	0245MR025N	38,20	37,06	42,0	27,0	-	30,5	38,0	6,0	0,250
26	9	ST	6F	0265MR009N	41,38	40,24	44,0	30,0	-	14,5	22,5	6,0	0,170
	15	ST	6F	0265MR015N	41,38	40,24	44,0	30,0	-	20,5	28,0	6,0	0,220
	25	ST	6F	0265MR025N	41,38	40,24	44,0	30,0	-	30,5	38,0	6,0	0,300
28	9	ST	6F	0285MR009N	44,56	43,42	48,0	30,5	-	14,5	22,5	6,0	0,200
	15	ST	6F	0285MR015N	44,56	43,42	48,0	30,5	-	20,5	28,0	6,0	0,250
	25	ST	6F	0285MR025N	44,56	43,42	48,0	30,5	-	30,5	38,0	6,0	0,350
30	9	ST	6F	0305MR009N	47,75	46,60	51,0	35,0	-	14,5	22,5	6,0	0,236
	15	ST	6F	0305MR015N	47,75	46,60	51,0	35,0	-	20,5	28,0	6,0	0,300
	25	ST	6F	0305MR025N	47,75	46,60	51,0	35,0	-	30,5	38,0	6,0	0,420
32	9	ST	6F	0325MR009N	50,93	49,79	54,0	38,0	-	14,5	22,5	8,0	0,270
	15	ST	6F	0325MR015N	50,93	49,79	54,0	38,0	-	20,5	28,0	8,0	0,350
	25	ST	6F	0325MR025N	50,93	49,79	54,0	38,0	-	30,5	38,0	8,0	0,480
36	9	ST	6F	0365MR009N	57,30	56,16	60,0	38,0	-	14,5	22,5	8,0	0,324
	15	ST	6F	0365MR015N	57,30	56,16	60,0	38,0	-	20,5	28,0	8,0	0,520
	25	ST	6F	0365MR025N	57,30	56,16	60,0	38,0	-	30,5	38,0	8,0	0,590
40	9	ST	6F	0405MR009N	63,66	62,52	71,00	38,0	-	14,5	22,5	8,0	0,400
	15	ST	6F	0405MR015N	63,66	62,52	71,00	38,0	-	20,5	28,0	8,0	0,426
	25	ST	6F	0405MR025N	63,66	62,52	71,00	38,0	-	30,5	38,0	8,0	0,740



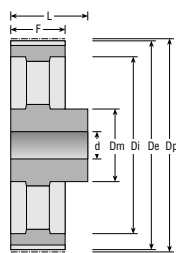
Figur 6W

Z	Rembr. Belt w. Riemenbr.	Mat.	Fig.	Best. nr. Part No. Best. Nr.	Dp	De	Df	Dm	Di	F	L	d	Vægt Weight Gewicht
44	9	AL	6W	0445MR009N	70,03	68,89	-	38,0	-	14,5	25,5	8,0	0,170
	15	AL	6W	0445MR015N	70,03	68,89	-	38,0	-	20,5	30,0	8,0	0,225
	25	AL	6W	0445MR025N	70,03	68,89	-	38,0	-	30,5	40,0	8,0	0,320
48	9	AL	6W	0485MR009N	76,39	75,25	-	45,0	-	14,5	25,5	8,0	0,182
	15	AL	6W	0485MR015N	76,39	75,25	-	38,0	-	20,5	30,0	8,0	0,187
	25	AL	6W	0485MR025N	76,39	75,25	-	38,0	-	30,5	40,0	8,0	0,275
60	9	AL	6W	0605MR009N	95,49	94,35	-	45,0	-	14,5	25,5	8,0	0,230
	15	AL	6W	0605MR015N	95,49	94,35	-	50,0	-	20,5	30,0	8,0	0,305
	25	AL	6W	0605MR025N	95,49	94,35	-	50,0	-	30,5	40,0	8,0	0,435
72	9	AL	6W	0725MR009N	114,59	113,45	-	45,0	-	14,5	25,5	8,0	0,270
	15	AL	6W	0725MR015N	114,59	113,45	-	50,0	-	20,5	30,0	8,0	0,375
	25	AL	6W	0725MR025N	114,59	113,45	-	50,0	-	30,5	40,0	8,0	0,525

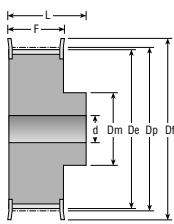


Figur 6F

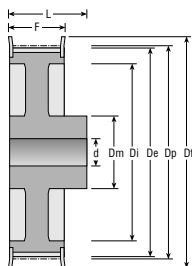
Z	Rembr. Belt w. Riemenbr.	Mat.	Fig.	Best. nr. Part No. Best. Nr.	Dp	De	Df	Dm	Di	F	L	d	Vægt Weight Gewicht
22	20	ST	6F	0228M020N	56,02	54,65	60,0	43	-	28	38	12	0,54
	30	ST	6F	0228M030N	56,02	54,65	60,0	43	-	38	48	12	0,69
	50	ST	6F	0228M050N	56,02	54,65	60,0	43	-	60	70	12	1,00
	85	ST	6F	0228M085N	56,02	54,65	60,0	43	-	95	105	12	1,55
24	20	ST	6F	0248M020N	61,12	59,75	66,0	45	-	28	38	12	0,65
	30	ST	6F	0248M030N	61,12	59,75	66,0	45	-	38	48	12	0,84
	50	ST	6F	0248M050N	61,12	59,75	66,0	45	-	60	70	12	1,23
	85	ST	6F	0248M085N	61,12	59,75	66,0	45	-	95	105	12	1,90
26	20	ST	6F	0268M020N	66,21	64,84	71,0	50	-	28	38	12	0,80
	30	ST	6F	0268M030N	66,21	64,84	71,0	50	-	38	48	12	1,00
	50	ST	6F	0268M050N	66,21	64,84	71,0	50	-	60	70	12	1,50
	85	ST	6F	0268M085N	66,21	64,84	71,0	50	-	95	105	12	2,25
28	20	ST	6F	0288M020N	71,30	70,08	75,0	50	-	28	38	15	0,87
	30	ST	6F	0288M030N	71,30	70,08	75,0	50	-	38	48	15	1,12
	50	ST	6F	0288M050N	71,30	70,08	75,0	50	-	60	70	15	1,67
	85	ST	6F	0288M085N	71,30	70,08	75,0	50	-	95	105	15	2,55
30	20	ST	6F	0308M020N	76,39	75,13	83,0	55	-	28	38	15	1,02
	30	ST	6F	0308M030N	76,39	75,13	83,0	55	-	38	48	15	1,32
	50	ST	6F	0308M050N	76,39	75,13	83,0	55	-	60	70	15	1,97
	85	ST	6F	0308M085N	76,39	75,13	83,0	55	-	95	105	15	3,00
32	20	ST	6F	0328M020N	81,49	80,16	87,0	60	-	28	38	15	1,20
	30	ST	6F	0328M030N	81,49	80,16	87,0	60	-	38	48	15	1,53
	50	ST	6F	0328M050N	81,49	80,16	87,0	60	-	60	70	15	2,27
	85	ST	6F	0328M085N	81,49	80,16	87,0	60	-	95	105	15	3,57
34	20	ST	6F	0348M020N	86,58	85,22	91,0	70	-	28	38	15	1,40
	30	ST	6F	0348M030N	86,58	85,22	91,0	70	-	38	48	15	1,80
	50	ST	6F	0348M050N	86,58	85,22	91,0	70	-	60	70	15	2,69
	85	ST	6F	0348M085N	86,58	85,22	91,0	70	-	95	105	15	4,00
36	20	ST	6F	0368M020N	91,67	90,30	98,5	70	-	28	38	15	1,55
	30	ST	6F	0368M030N	91,67	90,30	98,5	70	-	38	48	15	1,99
	50	ST	6F	0368M050N	91,67	90,30	98,5	70	-	60	70	15	2,97
	85	ST	6F	0368M085N	91,67	90,30	98,5	70	-	95	105	15	4,50
38	20	ST	6F	0388M020N	96,77	95,39	103,0	75	-	28	38	15	1,65
	30	ST	6F	0388M030N	96,77	95,39	103,0	75	-	38	48	15	2,27
	50	ST	6F	0388M050N	96,77	95,39	103,0	75	-	60	70	15	3,23
	85	ST	6F	0388M085N	96,77	95,39	103,0	75	-	95	105	15	4,90
40	20	GG	6F	0408M020N	101,86	100,49	106,0	75	-	28	38	15	1,74
	30	GG	6F	0408M030N	101,86	100,49	106,0	75	-	38	48	15	2,40
	50	GG	6F	0408M050N	101,86	100,49	106,0	75	-	60	70	18	3,50
	85	GG	6F	0408M085N	101,86	100,49	106,0	75	-	95	105	18	5,20
44	20	GG	6F	0448M020N	112,05	110,67	119,0	75	-	28	38	15	2,10
	30	GG	6F	0448M030N	112,05	110,67	119,0	75	-	38	48	15	2,80
	50	GG	6F	0448M050N	112,05	110,67	119,0	75	-	60	70	18	3,90
	85	GG	6F	0448M085N	112,05	110,67	119,0	75	-	95	105	18	6,60



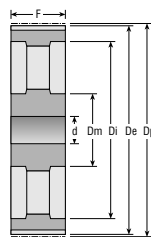
Figur 6A



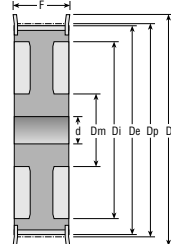
Figur 6F



Figur 6WF



Figur 10A

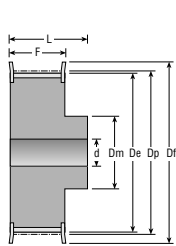


Figur 10WF

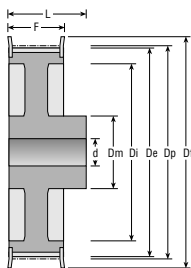
Z	Rembr. Belt w. Riemenbr.	Mat.	Fig.	Best. nr. Part No. Best. Nr.	Dp	De	Df	Dm	Di	F	L	d	Vægt Weight Gewicht
48	20	GG	6F	0488M020N	122,23	120,86	127,0	75	-	28	38	15	2,44
	30	GG	6F	0488M030N	122,23	120,86	127,0	75	-	38	48	15	3,20
	50	GG	6F	0488M050N	122,23	120,86	127,0	80	-	60	70	18	4,30
	85	GG	6F	0488M085N	122,23	120,86	127,0	80	-	95	105	18	7,60
56	20	GG	6WF	0568M020N	142,60	141,23	148,0	80	117	28	38	15	2,60
	30	GG	6WF	0568M030N	142,60	141,23	148,0	90	117	38	48	15	3,60
	50	GG	10WF	0568M050N	142,60	141,23	148,0	90	117	60	60	18	5,00
	85	GG	6F	0568M085N	142,60	141,23	148,0	80	-	95	105	20	9,80
64	20	GG	6WF	0648M020N	162,97	161,60	168,0	80	137	28	38	15	2,90
	30	GG	6WF	0648M030N	162,97	161,60	168,0	90	137	38	48	15	4,30
	50	GG	10WF	0648M050N	162,97	161,60	168,0	100	137	60	60	18	5,60
	85	GG	10WF	0648M085N	162,97	161,60	168,0	100	137	95	95	20	10,40
72	20	GG	6WF	0728M020N	183,35	181,97	192,0	80	158	28	38	15	3,10
	30	GG	6WF	0728M030N	183,35	181,97	192,0	95	158	38	48	15	4,80
	50	GG	10WF	0728M050N	183,35	181,97	192,0	100	158	60	60	18	6,80
	85	GG	10WF	0728M085N	183,35	181,97	192,0	110	158	95	95	20	11,40
80	20	GG	6A	0808M020N	203,72	202,35	-	90	180	28	38	15	3,80
	30	GG	6A	0808M030N	203,72	202,35	-	100	180	38	48	15	5,10
	50	GG	10A	0808M050N	203,72	202,35	-	110	180	60	60	18	6,90
	85	GG	10A	0808M085N	203,72	202,35	-	110	180	95	95	20	11,10
90	20	GG	6A	0908M020N	229,18	227,81	-	90	204	28	38	15	4,20
	30	GG	6A	0908M030N	229,18	227,81	-	100	204	38	48	15	5,70
	50	GG	10A	0908M050N	229,18	227,81	-	110	204	60	60	18	8,60
	85	GG	10A	0908M085N	229,18	227,81	-	110	204	95	95	20	13,20
112	20	GG	6A	1128M020N	285,21	283,83	-	90	260	28	38	18	5,20
	30	GG	6A	1128M030N	285,21	283,83	-	100	260	38	48	18	6,80
	50	GG	10A	1128M050N	285,21	283,83	-	110	260	60	60	18	9,60
	85	GG	10A	1128M085N	285,21	283,83	-	110	260	95	95	24	16,30
144	20	GG	6A	1448M020N	366,69	365,32	-	90	341	28	38	20	7,50
	30	GG	6A	1448M030N	366,69	365,32	-	100	341	38	48	20	9,30
	50	GG	10A	1448M050N	366,69	365,32	-	110	341	60	60	20	13,80
	85	GG	10A	1448M085N	366,69	365,32	-	120	341	95	95	24	21,50
168	20	GG	6A	1688M020N	427,81	426,44	-	100	402	28	38	20	10,00
	30	GG	6A	1688M030N	427,81	426,44	-	100	402	38	48	20	11,40
	50	GG	10A	1688M050N	427,81	426,44	-	120	402	60	60	20	16,00
	85	GG	10A	1688M085N	427,81	426,44	-	120	402	95	95	24	26,10
192	20	GG	6A	1928M020N	488,92	487,55	-	100	463	28	38	20	14,40
	30	GG	6A	1928M030N	488,92	487,55	-	100	463	38	48	20	16,00
	50	GG	10A	1928M050N	488,92	487,55	-	130	463	60	60	20	22,40
	85	GG	10A	1928M085N	488,92	487,55	-	130	463	95	95	24	30,60

14M HTD®-GT®

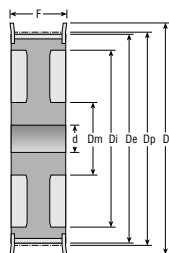
**FORBØRET
WITH PILOT BORE
VORGEBOHRT**



Figur 6F

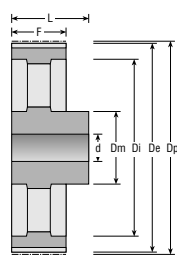


Figur 6WF

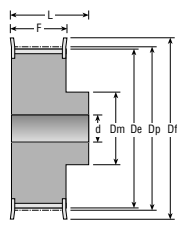


Figur 10WF

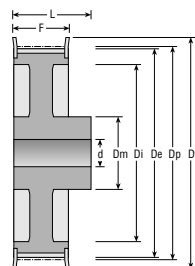
Z	Rembr. Belt w. Riemenbr.	Mat.	Fig.	Best. nr. Part No. Best. Nr.	Dp	De	Df	Dm	Di	F	L	d	Vægt Weight Gewicht
28	40	GG	6F	02814M040N	124,78	122,12	127	100	-	54	69	24	4,73
	55	GG	6F	02814M055N	124,78	122,12	127	100	-	70	85	24	5,60
	85	GG	6F	02814M085N	124,78	122,12	127	100	-	102	117	24	7,70
	115	GG	6F	02814M115N	124,78	122,12	127	100	-	133	148	32	9,20
	170	GG	6F	02814M170N	124,78	122,12	127	100	-	187	202	32	13,80
29	40	GG	6F	02914M040N	129,23	126,57	138	100	-	54	69	24	5,09
	55	GG	6F	02914M055N	129,23	126,57	138	100	-	70	85	24	6,10
	85	GG	6F	02914M085N	129,23	126,57	138	100	-	102	117	24	8,40
	115	GG	6F	02914M115N	129,23	126,57	138	100	-	133	148	32	10,20
	170	GG	6F	02914M170N	129,23	126,57	138	100	-	187	202	32	14,20
30	40	GG	6F	03014M040N	133,69	130,99	138	100	-	54	69	24	5,45
	55	GG	6F	03014M055N	133,69	130,99	138	100	-	70	85	24	6,60
	85	GG	6F	03014M085N	133,69	130,99	138	100	-	102	117	24	9,10
	115	GG	6F	03014M115N	133,69	130,99	138	100	-	133	148	32	11,20
	170	GG	6F	03014M170N	133,69	130,99	138	100	-	187	202	32	15,60
32	40	GG	6F	03214M040N	142,60	139,88	154	100	-	54	69	24	6,17
	55	GG	6F	03214M055N	142,60	139,88	154	100	-	70	85	24	7,60
	85	GG	6F	03214M085N	142,60	139,88	154	100	-	102	117	24	10,50
	115	GG	6F	03214M115N	142,60	139,88	154	100	-	133	148	32	13,20
	170	GG	6F	03214M170N	142,60	139,88	154	100	-	187	202	32	18,10
34	40	GG	6F	03414M040N	151,52	148,79	160	100	-	54	69	24	6,88
	55	GG	6F	03414M055N	151,52	148,79	160	100	-	70	85	24	8,60
	85	GG	6F	03414M085N	151,52	148,79	160	100	-	102	117	24	11,90
	115	GG	6F	03414M115N	151,52	148,79	160	100	-	133	148	32	14,80
	170	GG	6F	03414M170N	151,52	148,79	160	100	-	187	202	32	20,40
36	40	GG	6F	03614M040N	160,43	157,68	168	100	-	54	69	24	7,60
	55	GG	6F	03614M055N	160,43	157,68	168	100	-	70	85	24	9,60
	85	GG	6F	03614M085N	160,43	157,68	168	100	-	102	117	32	13,20
	115	GG	6F	03614M115N	160,43	157,68	168	120	-	133	148	32	16,60
	170	GG	6F	03614M170N	160,43	157,68	168	120	-	187	202	32	23,50
38	40	GG	6F	03814M040N	169,34	166,60	183	120	-	54	69	24	8,28
	55	GG	6F	03814M055N	169,34	166,60	183	120	-	70	85	24	10,80
	85	GG	6F	03814M085N	169,34	166,60	183	120	-	102	117	32	15,15
	115	GG	6F	03814M115N	169,34	166,60	183	120	-	133	148	32	19,20
	170	GG	6F	03814M170N	169,34	166,60	183	135	-	187	202	32	26,50
40	40	GG	6F	04014M040N	178,25	175,49	188	120	-	54	69	24	9,26
	55	GG	6F	04014M055N	178,25	175,49	188	120	-	70	85	24	11,20
	85	GG	6F	04014M085N	178,25	175,49	188	135	-	102	117	32	17,10
	115	GG	6F	04014M115N	178,25	175,49	188	135	-	133	148	32	20,56
	170	GG	6F	04014M170N	178,25	175,49	188	140	-	187	202	32	30,10
44	40	GG	6F	04414M040N	196,08	193,28	211	120	-	54	69	24	10,32
	55	GG	6F	04414M055N	196,08	193,28	211	120	-	70	85	24	12,50
	85	GG	6F	04414M085N	196,08	193,28	211	135	-	102	117	32	23,30
	115	GG	6F	04414M115N	196,08	193,28	211	140	-	133	148	32	28,00
	170	GG	6F	04414M170N	196,08	193,28	211	160	-	187	202	32	37,80
48	40	GG	6WF	04814M040N	213,90	211,11	226	135	172	54	69	24	11,50
	55	GG	10WF	04814M055N	213,90	211,11	226	135	172	70	70	24	13,70
	85	GG	6F	04814M085N	213,90	211,11	226	150	-	102	117	32	25,00
	115	GG	6F	04814M115N	213,90	211,11	226	150	-	133	148	32	35,00
	170	GG	6F	04814M170N	213,90	211,11	226	160	-	187	202	32	44,50



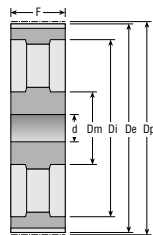
Figur 6A



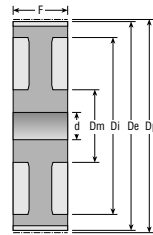
Figur 6F



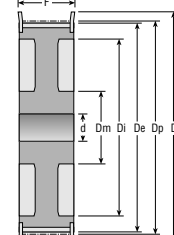
Figur 6WF



Figur 10A

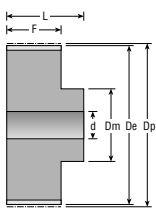


Figur 10WF

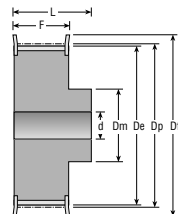


Figur 10WF

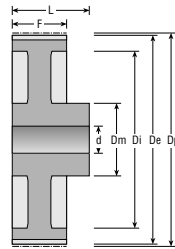
Z	Rembr. Belt w. Riemenbr.	Mat.	Fig.	Best. nr. Part No. Best. Nr.	Dp	De	Df	Dm	Di	F	L	d	Vægt Weight Gewicht
56	40	GG	6WF	05614M040N	249,55	246,76	256	135	207	54	69	28	13,05
	55	GG	10WF	05614M055N	249,55	246,76	256	135	207	70	70	28	14,50
	85	GG	10WF	05614M085N	249,55	246,76	256	150	207	102	102	32	25,00
	115	GG	6F	05614M115N	249,55	246,76	256	150	-	133	148	32	27,50
	170	GG	6F	05614M170N	249,55	246,76	256	160	-	187	202	32	61,00
64	40	GG	6WF	06414M040N	285,21	282,41	296	135	242	54	69	28	14,40
	55	GG	10WF	06414M055N	285,21	282,41	296	135	242	70	70	28	15,60
	85	GG	10WF	06414M085N	285,21	282,41	296	150	242	102	102	32	28,20
	115	GG	10WF	06414M115N	285,21	282,41	296	150	242	133	133	32	36,80
	170	GG	6F	06414M170N	285,21	282,41	296	180	-	187	202	32	81,00
72	40	GG	6A	07214M040N	320,86	318,06	-	135	278	54	69	28	16,90
	55	GG	10A	07214M055N	320,86	318,06	-	135	278	70	70	28	18,50
	85	GG	10A	07214M085N	320,86	318,06	-	150	278	102	102	32	28,80
	115	GG	10A	07214M115N	320,86	318,06	-	150	278	133	133	32	32,83
	170	GG	10W	07214M170N	320,86	318,06	-	180	278	187	187	32	61,40
80	40	GG	6A	08014M040N	356,51	353,71	-	135	314	54	69	28	18,50
	55	GG	10A	08014M055N	356,51	353,71	-	135	314	70	70	28	20,00
	85	GG	10A	08014M085N	356,51	353,71	-	150	314	102	102	32	30,10
	115	GG	10A	08014M115N	356,51	353,71	-	150	314	133	133	32	35,55
	170	GG	10W	08014M170N	356,51	353,71	-	180	314	187	187	32	65,00
90	40	GG	6A	09014M040N	401,07	398,28	-	135	358	54	69	28	20,00
	55	GG	10A	09014M055N	401,07	398,28	-	135	358	70	70	28	22,60
	85	GG	10A	09014M085N	401,07	398,28	-	150	358	102	102	32	33,00
	115	GG	10A	09014M115N	401,07	398,28	-	150	358	133	133	32	41,00
	170	GG	10A	09014M170N	401,07	398,28	-	180	358	187	187	38	68,00
112	40	GG	6A	11214M040N	499,11	496,32	-	135	456	54	69	28	26,70
	55	GG	10A	11214M055N	499,11	496,32	-	135	456	70	70	28	29,50
	85	GG	10A	11214M085N	499,11	496,32	-	150	456	102	102	32	41,80
	115	GG	10A	11214M115N	499,11	496,32	-	150	456	133	133	32	54,40
	170	GG	10A	11214M170N	499,11	496,32	-	200	456	187	187	38	87,50
144	40	GG	6A	14414M040N	641,71	638,92	-	135	600	54	69	28	35,00
	55	GG	10A	14414M055N	641,71	638,92	-	135	600	70	70	28	39,00
	85	GG	10A	14414M085N	641,71	638,92	-	150	600	102	102	32	52,40
	115	GG	10A	14414M115N	641,71	638,92	-	165	600	133	133	32	67,80
	170	GG	10A	14414M170N	641,71	638,92	-	220	600	187	187	38	114,80
168	40	GG	6A	16814M040N	748,66	745,87	-	135	706	54	69	28	44,20
	55	GG	10A	16814M055N	748,66	745,87	-	135	706	70	70	28	48,50
	85	GG	10A	16814M085N	748,66	745,87	-	150	706	102	102	32	60,30
	115	GG	10A	16814M115N	748,66	745,87	-	165	706	133	133	32	75,80
	170	GG	10A	16814M170N	748,66	745,87	-	220	706	187	187	38	125,00
192	40	GG	6A	19214M040N	855,62	852,82	-	135	813	54	69	28	52,20
	55	GG	10A	19214M055N	855,62	852,82	-	135	813	70	70	28	57,80
	85	GG	10A	19214M085N	855,62	852,82	-	165	813	102	102	32	70,20
	115	GG	10A	19214M115N	855,62	852,82	-	165	813	133	133	32	88,30
	170	GG	10A	19214M170N	855,62	852,82	-	220	813	187	187	38	136,40
216	40	GG	6A	21614M040N	962,57	959,76	-	150	920	54	69	28	60,00
	55	GG	10A	21614M055N	962,57	959,76	-	150	920	70	70	28	67,00
	85	GG	10A	21614M085N	962,57	959,76	-	165	920	102	102	32	81,00
	115	GG	10A	21614M115N	962,57	959,76	-	165	920	133	133	32	98,00
	170	GG	10A	21614M170N	962,57	959,76	-	220	920	187	187	38	147,00



Figur 6



Figur 6F



Figur 6W

Z	Rembr. Belt w. Riemenbr.	Mat.	Fig.	Best. nr. Part No. Best. Nr.	Dp	De	Df	Dm	F	L	d	Max. udbor. Max bore Max. Bohr.	Vægt Weight Gewicht
10	37	ST	6F	010XL037N	16,17	15,66	23	9,5	14,3	19,8	5	6,4	0,02
	37	AL	6F	010XL037A	16,17	15,66	23	9,5	14,3	19,8	5	6,4	
11	37	ST	6F	011XL037N	17,79	17,28	23	9,5	14,3	19,8	5	6,4	0,02
	37	AL	6F	011XL037A	17,79	17,28	23	9,5	14,3	19,8	5	6,4	
12	37	ST	6F	012XL037N	19,40	18,90	25	12,7	14,3	19,8	5	7,9	0,03
	37	AL	6F	012XL037A	19,40	18,90	25	12,7	14,3	19,8	5	7,9	
14	37	ST	6F	014XL037N	22,64	22,13	28	14,3	14,3	19,8	6	9,5	0,04
	37	AL	6F	014XL037A	22,64	22,13	28	14,3	14,3	19,8	6	9,5	
15	37	ST	6F	015XL037N	24,26	23,75	28	15,9	14,3	19,8	6	11,1	0,04
	37	AL	6F	015XL037A	24,26	23,75	28	15,9	14,3	19,8	6	11,1	
16	37	ST	6F	016XL037N	25,87	25,36	32	17,5	14,3	19,8	6	12,7	0,05
	37	AL	6F	016XL037A	25,87	25,36	32	17,5	14,3	19,8	6	12,7	
18	37	ST	6F	018XL037N	29,11	28,60	36	19,0	14,3	19,8	6	14,3	0,06
	37	AL	6F	018XL037A	29,11	28,60	36	19,0	14,3	19,8	6	14,3	
20	37	ST	6F	020XL037N	32,34	31,83	38	23,8	14,3	22,2	6	17,5	0,08
	37	AL	6F	020XL037A	32,34	31,83	38	23,8	14,3	22,2	6	17,5	
21	37	ST	6F	021XL037N	33,96	33,45	38	23,8	14,3	22,2	6	17,5	0,09
	37	AL	6F	021XL037A	33,96	33,45	38	23,8	14,3	22,2	6	17,5	
22	37	ST	6F	022XL037N	35,57	35,07	42	25,4	14,3	22,2	6	19,1	0,10
	37	AL	6F	022XL037A	35,57	35,07	42	25,4	14,3	22,2	6	19,1	
24	37	ST	6F	024XL037N	38,81	38,30	44	27,0	14,3	22,2	6	20,6	0,12
	37	AL	6F	024XL037A	38,81	38,30	44	27,0	14,3	22,2	6	20,6	
26	37	ST	6F	026XL037N	42,04	41,53	48	30,0	14,3	22,2	6	23,0	0,14
	37	AL	6F	026XL037A	42,04	41,53	48	30,0	14,3	22,2	6	23,0	
28	37	ST	6F	028XL037N	45,28	44,77	51	30,2	14,3	22,2	6	23,0	0,16
	37	AL	6F	028XL037A	45,28	44,77	51	30,2	14,3	22,2	6	23,0	
30	37	ST	6F	030XL037N	48,51	48,00	54	34,9	14,3	22,2	6	23,0	0,19
	37	AL	6F	030XL037A	48,51	48,00	54	34,9	14,3	22,2	6	23,0	
32	37	AL	6	032XL037N	51,74	51,24	-	38,0	14,3	25,4	8	23,0	0,11
36	37	AL	6	036XL037N	58,21	57,70	-	38,0	14,3	25,4	8	23,0	0,13
40	37	AL	6	040XL037N	64,68	64,17	-	38,0	14,3	25,4	8	23,0	0,17
42	37	AL	6W	042XL037N	67,91	67,41	-	38,0	14,3	25,4	8	23,0	0,13
44	37	AL	6W	044XL037N	71,15	70,64	-	38,0	14,3	25,4	8	23,0	0,15
48	37	AL	6W	048XL037N	77,62	77,11	-	38,0	14,3	25,4	8	23,0	0,16
60	37	AL	6W	060XL037N	97,02	96,51	-	38,0	14,3	25,4	8	23,0	0,18
72	37	AL	6W	072XL037N	116,43	115,92	-	38,0	14,3	25,4	8	23,0	0,23

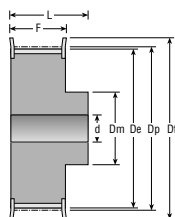
**FORBORET
WITH PILOT BORE
VORGEBOHRT**

L

3/8" (9,525 mm)

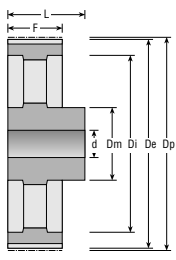


B2

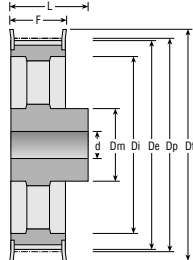


Figur 6F

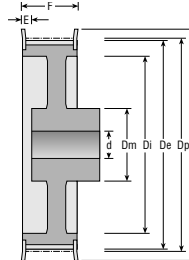
Z	Rembr. Belt w. Riemendr.	Mat.	Fig.	Best. nr. Part No. Best. Nr.	Dp	De	Df	Dm	F	L	E	d	Max. udbor. Max bore Max. Bohr.	Vægt Weight Gewicht
10	50	ST	6F	010L050N	30,32	29,59	36	22	19	26	-	6	13	0,11
	75	ST	6F	010L075N	30,32	29,59	36	22	25	32	-	6	13	0,15
	100	ST	6F	010L100N	30,32	29,59	36	22	31	38	-	6	13	0,18
12	50	ST	6F	012L050N	36,38	35,62	42	28	19	26	-	6	17	0,19
	75	ST	6F	012L075N	36,38	35,62	42	28	25	32	-	8	17	0,23
	100	ST	6F	012L100N	36,38	35,62	42	28	31	38	-	8	17	0,29
13	50	ST	6F	013L050N	39,41	38,65	44	30	19	26	-	6	19	0,21
	75	ST	6F	013L075N	39,41	38,65	44	30	25	32	-	8	19	0,26
	100	ST	6F	013L100N	39,41	38,65	44	30	31	38	-	8	19	0,30
14	50	ST	6F	014L050N	42,45	41,68	48	33	19	26	-	8	20	0,25
	75	ST	6F	014L075N	42,45	41,68	48	33	25	32	-	8	20	0,32
	100	ST	6F	014L100N	42,45	41,68	48	33	31	38	-	8	20	0,38
15	50	ST	6F	015L050N	45,48	44,72	51	36	19	26	-	8	23	0,30
	75	ST	6F	015L075N	45,48	44,72	51	36	25	32	-	8	23	0,35
	100	ST	6F	015L100N	45,48	44,72	51	36	31	38	-	8	23	0,40
16	50	ST	6F	016L050N	48,51	47,75	54	38	19	26	-	8	23	0,33
	75	ST	6F	016L075N	48,51	47,75	54	38	25	32	-	8	23	0,42
	100	ST	6F	016L100N	48,51	47,75	54	38	31	38	-	8	23	0,51
17	50	ST	6F	017L050N	51,54	50,78	57	40	19	26	-	10	24	0,36
	75	ST	6F	017L075N	51,54	50,78	57	40	25	32	-	10	24	0,45
	100	ST	6F	017L100N	51,54	50,78	57	40	31	38	-	10	24	0,54
18	50	ST	6F	018L050N	54,57	53,81	60	40	19	26	-	10	24	0,41
	75	ST	6F	018L075N	54,57	53,81	60	40	25	32	-	10	24	0,51
	100	ST	6F	018L100N	54,57	53,81	60	40	31	38	-	10	24	0,62
19	50	ST	6F	019L050N	57,61	56,84	60	40	19	26	-	10	24	0,45
	75	ST	6F	019L075N	57,61	56,84	60	40	25	32	-	10	24	0,57
	100	ST	6F	019L100N	57,61	56,84	60	40	31	38	-	10	24	0,69
20	50	ST	6F	020L050N	60,64	59,88	66	46	19	26	-	10	28	0,50
	75	ST	6F	020L075N	60,64	59,88	66	46	25	32	-	10	28	0,63
	100	ST	6F	020L100N	60,64	59,88	66	46	31	38	-	10	28	0,76
21	50	ST	6F	021L050N	63,67	62,91	71	46	19	26	-	10	28	0,55
	75	ST	6F	021L075N	63,67	62,91	71	46	25	32	-	10	28	0,70
	100	ST	6F	021L100N	63,67	62,91	71	46	31	38	-	10	28	0,82
22	50	ST	6F	022L050N	66,70	65,94	75	50	19	26	-	10	30	0,62
	75	ST	6F	022L075N	66,70	65,94	75	50	25	32	-	10	30	0,75
	100	ST	6F	022L100N	66,70	65,94	75	50	31	38	-	10	30	0,92
24	50	ST	6F	024L050N	72,77	72,00	79	50	19	26	-	12	30	0,68
	75	ST	6F	024L075N	72,77	72,00	79	50	25	32	-	12	30	0,85
	100	ST	6F	024L100N	72,77	72,00	79	50	31	38	-	12	30	1,10
26	50	ST	6F	026L050N	78,83	78,07	87	50	19	26	-	12	30	0,82
	75	ST	6F	026L075N	78,83	78,07	87	50	25	32	-	12	30	1,00
	100	ST	6F	026L100N	78,83	78,07	87	50	31	38	-	12	30	1,30
28	50	ST	6F	028L050N	84,89	84,13	91	50	19	26	-	12	30	0,92
	75	ST	6F	028L075N	84,89	84,13	91	50	25	32	-	12	30	1,20
	100	ST	6F	028L100N	84,89	84,13	91	50	31	38	-	12	30	1,40



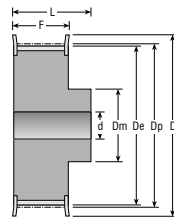
Figur 6A



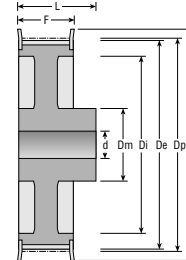
Figur 6AF



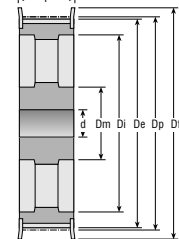
Figur 6CWF



Figur 6F



Figur 6WF



Figur 10AF

Z	Rembr. Belt w. Riemenbr.	Mat.	Fig.	Best. nr. Part No. Best. Nr.	Dp	De	Df	Dm	F	L	E	d	Max. udbor. Max bore Max. Bohr.	Vægt Weight Gewicht
30	50	ST	6F	030L050N	90,96	90,20	97	50	19	26	-	12	30	1,10
	75	ST	6F	030L075N	90,96	90,20	97	50	25	32	-	12	30	1,40
	100	ST	6F	030L100N	90,96	90,20	97	50	31	38	-	12	30	1,70
32	50	ST	6F	032L050N	97,02	96,26	103	50	19	26	-	12	30	1,20
	75	ST	6F	032L075N	97,02	96,26	103	50	25	32	-	12	30	1,50
	100	ST	6F	032L100N	97,02	96,26	103	50	31	38	-	12	30	1,80
36	50	GG	6WF	036L050N	109,15	108,39	115	50	19	26	-	12	30	1,00
	75	GG	6WF	036L075N	109,15	108,39	115	55	25	32	-	12	32	1,30
	100	GG	6CWF	036L100N	109,15	108,39	115	55	32	32	6	12	32	1,50
40	50	GG	6WF	040L050N	121,28	120,51	127	50	19	26	-	12	30	1,10
	75	GG	6WF	040L075N	121,28	120,51	127	60	25	32	-	12	35	1,60
	100	GG	6CWF	040L100N	121,28	120,51	127	60	32	32	6	12	35	1,80
44	50	GG	6AF	044L050N	133,40	132,64	140	50	19	26	-	12	30	1,20
	75	GG	6AF	044L075N	133,40	132,64	140	60	25	32	-	12	35	1,70
	100	GG	10AF	044L100N	133,40	132,64	140	60	32	-	-	12	35	1,90
48	50	GG	6AF	048L050N	145,53	144,77	152	50	19	26	-	12	30	1,30
	75	GG	6AF	048L075N	145,53	144,77	152	60	25	32	-	12	35	1,90
	100	GG	10AF	048L100N	145,53	144,77	152	60	32	-	-	12	35	2,10
60	50	GG	6A	060L050N	181,91	181,15	-	50	19	28	-	15	30	1,30
	75	GG	6A	060L075N	181,91	181,15	-	60	26	35	-	15	35	1,80
	100	GG	6A	060L100N	181,91	181,15	-	60	32	35	-	15	35	2,00
72	50	GG	6A	072L050N	218,30	217,53	-	50	19	28	-	15	30	1,70
	75	GG	6A	072L075N	218,30	217,53	-	60	26	35	-	15	35	2,30
	100	GG	6A	072L100N	218,30	217,53	-	60	32	35	-	15	35	2,50
84	50	GG	6A	084L050N	254,68	253,92	-	50	19	28	-	15	30	1,90
	75	GG	6A	084L075N	254,68	253,92	-	60	29	35	-	15	35	2,50
	100	GG	6A	084L100N	254,68	253,92	-	60	32	35	-	15	35	2,70

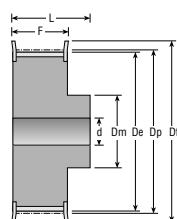
FORBORET
WITH PILOT BORE
VORGEBOHRT

H

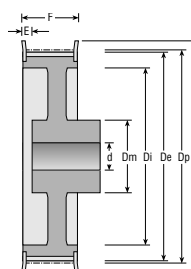
1/2" (12,7 mm)



B2



Figur 6F



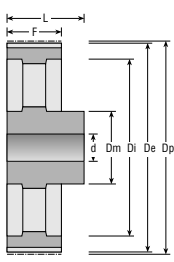
Figur 6CWF

Z	Rembr. Belt w. Riemenbr.	Mat.	Fig.	Best. nr. Part No. Best. Nr.	Dp	De	Df	Dm	F	L	E	d	Max. udbor. Max bore Max. Bohr.	Vægt Weight Gewicht
14	075	ST	6F	014H075N	56,60	55,22	64	40	26,4	40	-	10	24	0,50
	100	ST	6F	014H100N	56,60	55,22	63	40	31	41	-	10	24	0,65
	150	ST	6F	014H150N	56,60	55,22	63	40	44	54	-	12	24	0,82
	200	ST	6F	014H200N	56,60	55,22	63	40	58	68	-	12	24	1,10
16	075	ST	6F	016H075N	64,68	63,31	70	46	26,4	40	-	10	28	0,60
	100	ST	6F	016H100N	64,68	63,31	71	46	31	41	-	10	28	0,85
	150	ST	6F	016H150N	64,68	63,31	71	46	44	54	-	12	28	1,10
	200	ST	6F	016H200N	64,68	63,31	71	46	58	68	-	15	28	1,40
	300	ST	6F	016H300N	64,68	63,31	71	46	84	94	-	15	28	2,00
18	075	ST	6F	018H075N	72,77	71,39	79	54	26,4	40	-	12	32	0,80
	100	ST	6F	018H100N	72,77	71,39	79	54	31	41	-	12	32	1,10
	150	ST	6F	018H150N	72,77	71,39	79	54	44	54	-	12	32	1,50
	200	ST	6F	018H200N	72,77	71,39	79	54	58	68	-	15	32	1,80
	300	ST	6F	018H300N	72,77	71,39	79	54	84	94	-	15	32	2,60
19	075	ST	6F	019H075N	76,81	75,44	82,5	58	26,4	40	-	12	34	1,00
	100	ST	6F	019H100N	76,81	75,44	82	58	31	41	-	12	34	1,20
	150	ST	6F	019H150N	76,81	75,44	82	58	44	54	-	12	34	1,70
	200	ST	6F	019H200N	76,81	75,44	82	58	58	68	-	15	34	2,10
	300	ST	6F	019H300N	76,81	75,44	82	58	84	94	-	15	34	2,90
20	075	ST	6F	020H075N	80,85	79,48	87	62	26,4	40	-	12	35	1,10
	100	ST	6F	020H100N	80,85	79,48	87	62	31	41	-	12	35	1,40
	150	ST	6F	020H150N	80,85	79,48	87	62	44	54	-	12	35	1,80
	200	ST	6F	020H200N	80,85	79,48	87	62	58	68	-	15	35	2,30
	300	ST	6F	020H300N	80,85	79,48	87	62	84	94	-	15	35	3,20
21	075	ST	6F	021H075N	84,89	83,52	91	67	26,4	40	-	12	38	1,20
	100	ST	6F	021H100N	84,89	83,52	91	67	31	41	-	12	38	1,60
	150	ST	6F	021H150N	84,89	83,52	91	67	44	54	-	12	38	2,20
	200	ST	6F	021H200N	84,89	83,52	91	67	58	68	-	15	38	2,60
	300	ST	6F	021H300N	84,89	83,52	91	67	84	94	-	15	38	3,60
22	075	ST	6F	022H075N	88,94	87,56	94	70	26,4	40	-	12	41	1,40
	100	ST	6F	022H100N	88,94	87,56	93	70	31	41	-	12	41	1,70
	150	ST	6F	022H150N	88,94	87,56	93	70	44	54	-	12	41	2,30
	200	ST	6F	022H200N	88,94	87,56	93	70	58	68	-	15	41	2,80
	300	ST	6F	022H300N	88,94	87,56	93	70	84	94	-	15	41	4,00
24	075	ST	6F	024H075N	97,02	95,65	102	75	26,4	40	-	12	45	1,60
	100	ST	6F	024H100N	97,02	95,65	103	75	31	41	-	12	45	2,00
	150	ST	6F	024H150N	97,02	95,65	103	75	44	54	-	12	45	2,60
	200	ST	6F	024H200N	97,02	95,65	103	75	58	68	-	15	45	3,40
	300	ST	6F	024H300N	97,02	95,65	103	75	84	94	-	15	45	4,70
26	075	ST	6F	026H075N	105,11	103,73	112	80	26,4	40	-	15	45	1,80
	100	GG	6CWF	026H100N	105,11	103,73	111	55	32	32	8	15	32	1,40
	150	GG	6CWF	026H150N	105,11	103,73	111	55	45	35	18	15	32	1,70
	200	GG	6CWF	026H200N	105,11	103,73	111	60	58	42	24	15	35	2,30
	300	GG	6CWF	026H300N	105,11	103,73	111	60	84	57	35	15	35	3,30

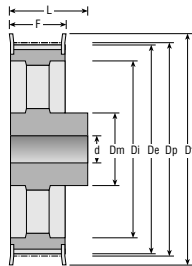
H

1/2" (12,7 mm)

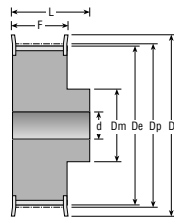
FORBORET WITH PILOT BORE VORGEBOHRT



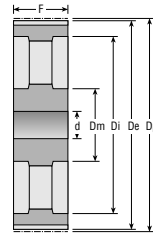
Figur 6A



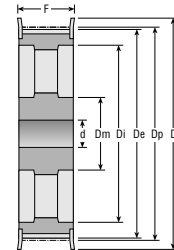
Figur 6AF



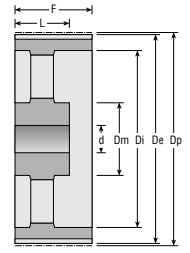
Figur 6F



Figur 10A



Figur 10AF



Figur 11A

Z	Rembr. Belt w. Riemenbr.	Mat.	Fig.	Best. nr. Part No. Best. Nr.	Dp	De	Df	Dm	F	L	E	d	Max. udbor. Max bore Max. Bohr.	Vægt Weight Gewicht
28	075	GG	6F	028H075N	113,19	111,82	120	80	26,4	40	-	15	45	2,00
	100	GG	6CWF	028H100N	113,19	111,82	119	60	32	32	8	15	35	1,60
	150	GG	6CWF	028H150N	113,19	111,82	119	60	45	35	18	15	35	1,90
	200	GG	6CWF	028H200N	113,19	111,82	119	60	58	42	24	15	35	2,50
	300	GG	6CWF	028H300N	113,19	111,82	119	60	84	57	35	15	35	3,60
30	075	GG	6F	030H075N	121,28	119,90	128	80	26,4	40	-	15	45	2,10
	100	GG	6CWF	030H100N	121,28	119,90	127	60	32	32	8	15	35	1,70
	150	GG	6CWF	030H150N	121,28	119,90	127	60	45	35	18	15	35	2,10
	200	GG	6CWF	030H200N	121,28	119,90	127	70	58	42	24	15	40	2,90
	300	GG	6CWF	030H300N	121,28	119,90	127	70	84	57	35	15	40	4,20
32	075	GG	6F	032H075N	129,36	127,99	135	70	27	40	15	15	40	2,20
	100	GG	6WF	032H100N	129,36	127,99	135	70	32	40	-	20	40	2,20
	150	GG	6CWF	032H150N	129,36	127,99	135	70	45	45	8	20	40	2,60
	200	GG	6CWF	032H200N	129,36	127,99	135	70	58	47	19	20	40	3,20
	300	GG	6CWF	032H300N	129,36	127,99	135	70	84	57	35	20	40	4,30
36	075	GG	6F	036H075N	145,53	144,16	152	80	26,4	40	-	20	45	2,40
	100	GG	6WF	036H100N	145,53	144,16	152	80	32	40	-	20	45	3,00
	150	GG	6CWF	036H150N	145,53	144,16	152	80	45	45	8	20	45	3,20
	200	GG	6CWF	036H200N	145,53	144,16	152	80	58	47	19	20	45	3,80
	300	GG	6CWF	036H300N	145,53	144,16	152	80	84	57	35	20	45	5,20
40	075	GG	6F	040H075N	161,70	160,33	168	80	26,4	40	-	20	45	2,80
	100	GG	6AF	040H100N	161,70	160,33	168	80	32	40	-	20	45	2,80
	150	GG	10AF	040H150N	161,70	160,33	168	80	45	-	-	20	45	3,80
	200	GG	11AF	040H200N	161,70	160,33	168	80	58	45	-	20	45	4,10
	300	GG	11AF	040H300N	161,70	160,33	168	80	84	55	-	20	45	5,60
44	075	GG	6AF	044H075N	177,87	176,50	184	80	26,4	40	-	20	45	2,70
	100	GG	6AF	044H100N	177,87	176,50	184	80	32	40	-	20	45	3,10
	150	GG	10AF	044H150N	177,87	176,50	184	80	45	-	-	20	45	3,70
	200	GG	11AF	044H200N	177,87	176,50	184	80	58	45	-	20	45	4,40
	300	GG	11AF	044H300N	177,87	176,50	184	80	84	55	-	20	45	5,90
48	075	GG	6AF	048H075N	194,04	192,67	200	90	26,4	40	-	20	45	3,00
	100	GG	6AF	048H100N	194,04	192,67	200	80	32	40	-	20	45	3,30
	150	GG	10AF	048H150N	194,04	192,67	200	80	45	-	-	20	45	4,00
	200	GG	11AF	048H200N	194,04	192,67	200	85	58	45	-	20	48	5,10
	300	GG	11AF	048H300N	194,04	192,67	200	85	84	55	-	20	48	6,60
60	100	GG	6A	060H100N	242,55	241,18	-	80	34	45	-	20	45	5,50
	150	GG	10A	060H150N	242,55	241,18	-	85	46	-	-	20	48	5,10
	200	GG	11A	060H200N	242,55	241,18	-	90	60	50	-	20	50	7,10
	300	GG	11A	060H300N	242,55	241,18	-	100	86	55	-	20	57	9,90
72	100	GG	6A	072H100N	291,06	289,69	-	80	34	45	-	20	45	7,10
	150	GG	10A	072H150N	291,06	289,69	-	85	46	-	-	20	48	7,90
	200	GG	11A	072H200N	291,06	289,69	-	90	60	50	-	20	50	8,00
	300	GG	11A	072H300N	291,06	289,69	-	100	86	55	-	20	57	13,00

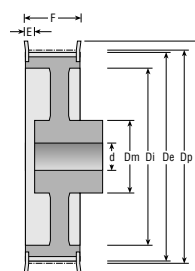
**FORBORET
WITH PILOT BORE
VORGEBOHRT**

H

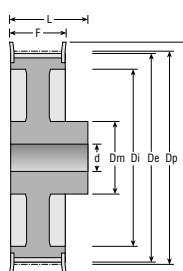
1/2" (12,7 mm)



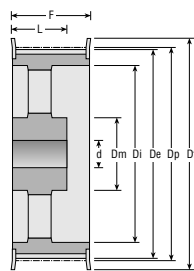
B2



Figur 6CWF

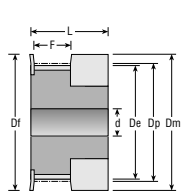


Figur 6WF

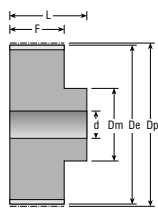


Figur 11AF

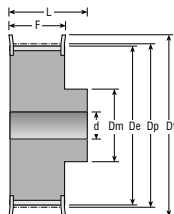
Z	Rembr. Belt w. Riemenbr.	Mat.	Fig.	Best. nr. Part No. Best. Nr.	Dp	De	Df	Dm	F	L	E	d	Max. udbor. Max bore Max. Bohr.	Vægt Weight Gewicht
84	100	GG	6A	084H100N	339,57	338,20	-	80	34	45	-	20	45	8,20
	150	GG	10A	084H150N	339,57	338,20	-	85	46	-	-	20	48	8,90
	200	GG	11A	084H200N	339,57	338,20	-	90	60	50	-	20	50	12,00
	300	GG	11A	084H300N	339,57	338,20	-	100	86	55	-	20	57	15,10
96	100	GG	6A	096H100N	388,08	386,71	-	80	34	45	-	20	45	9,90
	150	GG	10A	096H150N	388,08	386,71	-	85	46	-	-	20	48	10,10
	200	GG	11A	096H200N	388,08	386,71	-	90	60	50	-	20	50	13,60
	300	GG	11A	096H300N	388,08	386,71	-	100	86	55	-	20	57	18,20
120	100	GG	6A	120H100N	485,10	483,73	-	90	34	50	-	20	50	13,10
	150	GG	6A	120H150N	485,10	483,73	-	95	46	55	-	24	55	17,20
	200	GG	11A	120H200N	485,10	483,73	-	100	60	-	-	24	57	16,60
	300	GG	11A	120H300N	485,10	483,73	-	110	86	65	-	24	62	26,00



Figur 1F

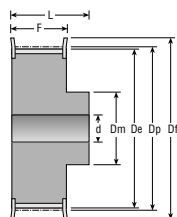


Figur 6



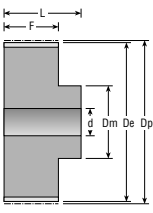
Figur 6F

Z	Rembr. Belt w. Riemenbr.	Mat.	Fig.	Best. nr. Part No. Best. Nr.	De	Df	Dm	F	L	d	Vægt Weight Gewicht
12	4	AL	1F	16T2,5012N	9,00	13,0	12	9	16	-	0,003
	6	AL	1F	16T2,5012N	9,00	13,0	12	9	16	-	0,003
14	4	AL	1F	16T2,5014N	10,60	15,0	14	9	16	-	0,004
	6	AL	1F	16T2,5014N	10,60	15,0	14	9	16	-	0,004
15	4	AL	1F	16T2,5015N	11,40	15,0	15	9	16	-	0,005
	6	AL	1F	16T2,5015N	11,40	15,0	15	9	16	-	0,005
16	4	AL	1F	16T2,5016N	12,20	16,0	16	9	16	-	0,005
	6	AL	1F	16T2,5016N	12,20	16,0	16	9	16	-	0,005
18	4	AL	6F	16T2,5018N	13,80	17,5	9,5	10	16	4	0,006
	6	AL	6F	16T2,5018N	13,80	17,5	9,5	10	16	4	0,006
19	4	AL	6F	16T2,5019N	14,60	18,0	9,5	10	16	4	0,007
	6	AL	6F	16T2,5019N	14,60	18,0	9,5	10	16	4	0,007
20	4	AL	6F	16T2,5020N	15,40	19,5	10	10	16	4	0,008
	6	AL	6F	16T2,5020N	15,40	19,5	10	10	16	4	0,008
22	4	AL	6F	16T2,5022N	17,00	23,0	10	10	16	4	0,009
	6	AL	6F	16T2,5022N	17,00	23,0	10	10	16	4	0,009
25	4	AL	6F	16T2,5025N	19,35	23,0	12	10	16	4	0,013
	6	AL	6F	16T2,5025N	19,35	23,0	12	10	16	4	0,013
26	4	AL	6F	16T2,5026N	20,15	25,0	13	10	16	4	0,014
	6	AL	6F	16T2,5026N	20,15	25,0	13	10	16	4	0,014
28	4	AL	6F	16T2,5028N	21,75	25,0	13	10	16	4	0,016
	6	AL	6F	16T2,5028N	21,75	25,0	13	10	16	4	0,016
30	4	AL	6F	16T2,5030N	23,35	28,0	16	10	16	6	0,018
	6	AL	6F	16T2,5030N	23,35	28,0	16	10	16	6	0,018
32	4	AL	6F	16T2,5032N	24,95	32,0	16	10	16	6	0,020
	6	AL	6F	16T2,5032N	24,95	32,0	16	10	16	6	0,020
36	4	AL	6F	16T2,5036N	28,10	36,0	20	10	16	6	0,026
	6	AL	6F	16T2,5036N	28,10	36,0	20	10	16	6	0,026
40	4	AL	6F	16T2,5040N	31,30	38,0	20	10	16	6	0,032
	6	AL	6F	16T2,5040N	31,30	38,0	20	10	16	6	0,032
44	4	AL	6F	16T2,5044N	34,50	42,0	24	10	16	6	0,040
	6	AL	6F	16T2,5044N	34,50	42,0	24	10	16	6	0,040
48	4	AL	6	16T2,5048N	37,70	-	26	10	16	6	0,048
	6	AL	6	16T2,5048N	37,70	-	26	10	16	6	0,048
60	4	AL	6	16T2,5060N	47,25	-	34	10	16	8	0,073
	6	AL	6	16T2,5060N	47,25	-	34	10	16	8	0,073

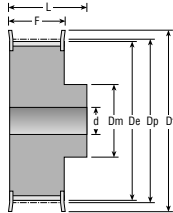


Figur 6F

Z	Rembr. Belt w. Riemenbr.	Mat.	Fig.	Best. nr. Part No. Best. Nr.	De	Df	Dm	F	L	d	Vægt Weight Gewicht
10	10	AL	6F	21T5010N	15,05	19,5	8	15	21	-	0,012
	16	AL	6F	27T5010N	15,05	19,5	8	21	27	-	0,016
	25	AL	6F	36T5010N	15,05	19,5	8	30	36	-	0,023
12	10	AL	6F	21T5012N	18,25	23,0	10	15	21	-	0,016
	16	AL	6F	27T5012N	18,25	23,0	10	21	27	-	0,022
	25	AL	6F	36T5012N	18,25	23,0	10	30	36	-	0,031
14	10	AL	6F	21T5014N	21,45	25,0	13	15	21	-	0,019
	16	AL	6F	27T5014N	21,45	25,0	13	21	27	-	0,026
	25	AL	6F	36T5014N	21,45	25,0	13	30	36	-	0,037
15	10	AL	6F	21T5015N	23,05	28,0	16	15	21	6	0,021
	16	AL	6F	27T5015N	23,05	28,0	16	21	27	6	0,029
	25	AL	6F	36T5015N	23,05	28,0	16	30	36	6	0,041
16	10	AL	6F	21T5016N	24,60	32,0	18	15	21	6	0,025
	16	AL	6F	27T5016N	24,60	32,0	18	21	27	6	0,035
	25	AL	6F	36T5016N	24,60	32,0	18	30	36	6	0,050
18	10	AL	6F	21T5018N	27,80	32,0	19	15	21	6	0,031
	16	AL	6F	27T5018N	27,80	32,0	19	21	27	6	0,043
	25	AL	6F	36T5018N	27,80	32,0	19	30	36	6	0,061
19	10	AL	6F	21T5019N	29,40	36,0	22	15	21	6	0,036
	16	AL	6F	27T5019N	29,40	36,0	22	21	27	6	0,049
	25	AL	6F	36T5019N	29,40	36,0	22	30	36	6	0,070
20	10	AL	6F	21T5020N	31,00	36,0	23	15	21	6	0,038
	16	AL	6F	27T5020N	31,00	36,0	23	21	27	6	0,053
	25	AL	6F	36T5020N	31,00	36,0	23	30	36	6	0,076
22	10	AL	6F	21T5022N	34,25	38,0	24	15	21	6	0,046
	16	AL	6F	27T5022N	34,25	38,0	24	21	27	6	0,054
	25	AL	6F	36T5022N	34,25	38,0	24	30	36	6	0,080
24	10	AL	6F	21T5024N	37,40	42,0	26	15	21	6	0,054
	16	AL	6F	27T5024N	37,40	42,0	26	21	27	6	0,076
	25	AL	6F	36T5024N	37,40	42,0	26	30	36	8	0,109
25	10	AL	6F	21T5025N	39,00	44,0	26	15	21	6	0,058
	16	AL	6F	27T5025N	39,00	44,0	26	21	27	6	0,081
	25	AL	6F	36T5025N	39,00	44,0	26	30	36	8	0,116
26	10	AL	6F	21T5026N	40,60	44,0	26	15	21	6	0,062
	16	AL	6F	27T5026N	40,60	44,0	26	21	27	6	0,085
	25	AL	6F	36T5026N	40,60	44,0	26	30	36	8	0,120
27	10	AL	6F	21T5027N	42,20	48,0	30	15	21	8	0,064
	16	AL	6F	27T5027N	42,20	48,0	30	21	27	8	0,090
	25	AL	6F	36T5027N	42,20	48,0	30	30	36	8	0,128
28	10	AL	6F	21T5028N	43,75	48,0	32	15	21	8	0,071
	16	AL	6F	27T5028N	43,75	48,0	32	21	27	8	0,092
	25	AL	6F	36T5028N	43,75	48,0	32	30	36	8	0,128
30	10	AL	6F	21T5030N	46,95	51,0	34	15	21	8	0,075
	16	AL	6F	27T5030N	46,95	51,0	34	21	27	8	0,105
	25	AL	6F	36T5030N	46,95	51,0	34	30	36	8	0,150

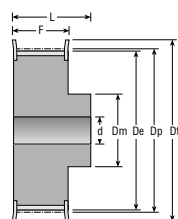


Figur 6



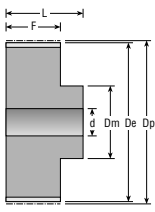
Figur 6F

Z	Rembr. Belt w. Riemenbr.	Mat.	Fig.	Best. nr. Part No. Best. Nr.	De	Df	Dm	F	L	d	Vægt Weight Gewicht
32	10	AL	6F	21T5032N	50,10	54,0	38	15	21	8	0,088
	16	AL	6F	27T5032N	50,10	54,0	38	21	27	8	0,123
	25	AL	6F	36T5032N	50,10	54,0	38	30	36	8	0,176
36	10	AL	6F	21T5036N	56,45	63,0	38	15	21	8	0,114
	16	AL	6F	27T5036N	56,45	63,0	38	21	27	8	0,160
	25	AL	6F	36T5036N	56,45	63,0	38	30	36	8	0,230
40	10	AL	6F	21T5040N	62,85	66,0	40	15	21	8	0,138
	16	AL	6F	27T5040N	62,85	66,0	40	21	27	8	0,193
	25	AL	6F	36T5040N	62,85	66,0	40	30	36	8	0,276
42	10	AL	6F	21T5042N	66,00	71,0	40	15	21	8	0,180
	16	AL	6F	27T5042N	66,00	71,0	40	21	27	8	0,205
	25	AL	6F	36T5042N	66,00	71,0	40	30	36	8	0,284
44	10	AL	6	21T5044N	69,20	-	45	15	21	8	0,185
	16	AL	6	27T5044N	69,20	-	45	21	27	8	0,228
	25	AL	6	36T5044N	69,20	-	45	30	36	8	0,315
48	10	AL	6	21T5048N	75,55	-	50	15	21	8	0,200
	16	AL	6	27T5048N	75,55	-	50	21	27	8	0,280
	25	AL	6	36T5048N	75,55	-	50	30	36	8	0,400
60	10	AL	6	21T5060N	94,65	-	65	15	21	8	0,307
	16	AL	6	27T5060N	94,65	-	65	21	27	8	0,430
	25	AL	6	36T5060N	94,65	-	65	30	36	8	0,614

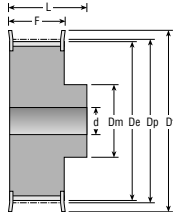


Figur 6F

Z	Rembr. Belt w. Riemenbr.	Mat.	Fig.	Best. nr. Part No. Best. Nr.	De	Df	Dm	F	L	d	Vægt Weight Gewicht
10	10	AL	6F	21AT5010N	14,65	19,5	8	15	21	-	0,012
	16	AL	6F	27AT5010N	14,65	19,5	8	21	27	-	0,016
	25	AL	6F	36AT5010N	14,65	19,5	8	30	36	-	0,023
12	10	AL	6F	21AT5012N	17,85	23,0	10	15	21	-	0,016
	16	AL	6F	27AT5012N	17,85	23,0	10	21	27	-	0,022
	25	AL	6F	36AT5012N	17,85	23,0	10	30	36	-	0,031
14	10	AL	6F	21AT5014N	21,05	25,0	13	15	21	-	0,019
	16	AL	6F	27AT5014N	21,05	25,0	13	21	27	-	0,026
	25	AL	6F	36AT5014N	21,05	25,0	13	30	36	-	0,037
15	10	AL	6F	21AT5015N	22,65	28,0	16	15	21	6	0,021
	16	AL	6F	27AT5015N	22,65	28,0	16	21	27	6	0,029
	25	AL	6F	36AT5015N	22,65	28,0	16	30	36	6	0,041
16	10	AL	6F	21AT5016N	24,20	32,0	18	15	21	6	0,025
	16	AL	6F	27AT5016N	24,20	32,0	18	21	27	6	0,035
	25	AL	6F	36AT5016N	24,20	32,0	18	30	36	6	0,050
18	10	AL	6F	21AT5018N	27,40	32,0	19	15	21	6	0,031
	16	AL	6F	27AT5018N	27,40	32,0	19	21	27	6	0,043
	25	AL	6F	36AT5018N	27,40	32,0	19	30	36	6	0,061
19	10	AL	6F	21AT5019N	29,00	36,0	22	15	21	6	0,036
	16	AL	6F	27AT5019N	29,00	36,0	22	21	27	6	0,049
	25	AL	6F	36AT5019N	29,00	36,0	22	30	36	6	0,070
20	10	AL	6F	21AT5020N	30,60	36,0	23	15	21	6	0,038
	16	AL	6F	27AT5020N	30,60	36,0	23	21	27	6	0,053
	25	AL	6F	36AT5020N	30,60	36,0	23	30	36	6	0,076
22	10	AL	6F	21AT5022N	33,85	38,0	24	15	21	6	0,046
	16	AL	6F	27AT5022N	33,85	38,0	24	21	27	6	0,054
	25	AL	6F	36AT5022N	33,85	38,0	24	30	36	6	0,080
24	10	AL	6F	21AT5024N	37,00	42,0	26	15	21	6	0,054
	16	AL	6F	27AT5024N	37,00	42,0	26	21	27	6	0,076
	25	AL	6F	36AT5024N	37,00	42,0	26	30	36	8	0,109
25	10	AL	6F	21AT5025N	38,60	44,0	26	15	21	6	0,058
	16	AL	6F	27AT5025N	38,60	44,0	26	21	27	6	0,081
	25	AL	6F	36AT5025N	38,60	44,0	26	30	36	8	0,116
26	10	AL	6F	21AT5026N	40,20	44,0	26	15	21	6	0,062
	16	AL	6F	27AT5026N	40,20	44,0	26	21	27	6	0,085
	25	AL	6F	36AT5026N	40,20	44,0	26	30	36	8	0,120
27	10	AL	6F	21AT5027N	41,80	48,0	30	15	21	8	0,064
	16	AL	6F	27AT5027N	41,80	48,0	30	21	27	8	0,090
	25	AL	6F	36AT5027N	41,80	48,0	30	30	36	8	0,128
28	10	AL	6F	21AT5028N	43,35	48,0	32	15	21	8	0,071
	16	AL	6F	27AT5028N	43,35	48,0	32	21	27	8	0,092
	25	AL	6F	36AT5028N	43,35	48,0	32	30	36	8	0,128
30	10	AL	6F	21AT5030N	46,55	51,0	34	15	21	8	0,075
	16	AL	6F	27AT5030N	46,55	51,0	34	21	27	8	0,105
	25	AL	6F	36AT5030N	46,55	51,0	34	30	36	8	0,150

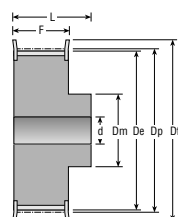


Figur 6



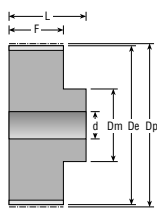
Figur 6F

Z	Rembr. Belt w. Riemenbr.	Mat.	Fig.	Best. nr. Part No. Best. Nr.	De	Df	Dm	F	L	d	Vægt Weight Gewicht
32	10	AL	6F	21AT5032N	49,70	54,0	38	15	21	8	0,088
	16	AL	6F	27AT5032N	49,70	54,0	38	21	27	8	0,123
	25	AL	6F	36AT5032N	49,70	54,0	38	30	36	8	0,176
36	10	AL	6F	21AT5036N	56,05	63,0	38	15	21	8	0,114
	16	AL	6F	27AT5036N	56,05	63,0	38	21	27	8	0,160
	25	AL	6F	36AT5036N	56,05	63,0	38	30	36	8	0,230
40	10	AL	6F	21AT5040N	62,45	66,0	40	15	21	8	0,138
	16	AL	6F	27AT5040N	62,45	66,0	40	21	27	8	0,193
	25	AL	6F	36AT5040N	62,45	66,0	40	30	36	8	0,276
42	10	AL	6F	21AT5042N	65,60	71,0	40	15	21	8	0,180
	16	AL	6F	27AT5042N	65,60	71,0	40	21	27	8	0,205
	25	AL	6F	36AT5042N	65,60	71,0	40	30	36	8	0,284
44	10	AL	6	21AT5044N	68,80	-	45	15	21	8	0,185
	16	AL	6	27AT5044N	68,80	-	45	21	27	8	0,228
	25	AL	6	36AT5044N	68,80	-	45	30	36	8	0,315
48	10	AL	6	21AT5048N	75,15	-	50	15	21	8	0,200
	16	AL	6	27AT5048N	75,15	-	50	21	27	8	0,280
	25	AL	6	36AT5048N	75,15	-	50	30	36	8	0,400
60	10	AL	6	21AT5060N	94,25	-	65	15	21	8	0,307
	16	AL	6	27AT5060N	94,25	-	65	21	27	8	0,430
	25	AL	6	36AT5060N	94,25	-	65	30	36	8	0,614

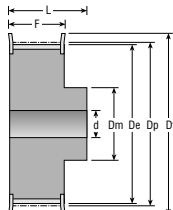


Figur 6F

Z	Rembr. Belt w. Riemenbr.	Mat.	Fig.	Best. nr. Part No. Best. Nr.	De	Df	Dm	F	L	d	Vægt Weight Gewicht
12	16	AL	6F	31T10012N	36,35	42	28	21	31	6	0,076
	25	AL	6F	40T10012N	36,35	42	28	30	40	6	0,099
14	16	AL	6F	31T10014N	42,70	48	32	21	31	8	0,104
	25	AL	6F	40T10014N	42,70	48	32	30	40	8	0,134
15	16	AL	6F	31T10015N	45,90	51	32	21	31	8	0,116
	25	AL	6F	40T10015N	45,90	51	32	30	40	8	0,152
16	16	AL	6F	31T10016N	49,05	54	35	21	31	8	0,134
	25	AL	6F	40T10016N	49,05	54	35	30	40	8	0,176
18	16	AL	6F	31T10018N	55,45	60	40	21	31	8	0,167
	25	AL	6F	40T10018N	55,45	60	40	30	40	8	0,224
	32	AL	6F	47T10018N	55,45	60	40	37	47	10	0,253
	50	AL	6F	66T10018N	55,45	60	40	56	66	10	0,422
19	16	AL	6F	31T10019N	58,60	66	44	21	31	8	0,184
	25	AL	6F	40T10019N	58,60	66	44	30	40	8	0,247
	32	AL	6F	47T10019N	58,60	66	44	37	47	10	0,286
	50	AL	6F	66T10019N	58,60	66	44	56	66	10	0,466
20	16	AL	6F	31T10020N	61,80	66	46	21	31	8	0,208
	25	AL	6F	40T10020N	61,80	66	46	30	40	8	0,276
	32	AL	6F	47T10020N	61,80	66	46	37	47	12	0,322
	50	AL	6F	66T10020N	61,80	66	46	56	66	12	0,520
22	16	AL	6F	31T10022N	68,15	75	52	21	31	8	0,253
	25	AL	6F	40T10022N	68,15	75	52	30	40	8	0,337
	32	AL	6F	47T10022N	68,15	75	52	37	47	12	0,393
	50	AL	6F	66T10022N	68,15	75	52	56	66	12	0,570
24	16	AL	6F	31T10024N	74,55	83	58	21	31	8	0,288
	25	AL	6F	40T10024N	74,55	83	58	30	40	8	0,392
	32	AL	6F	47T10024N	74,55	83	58	37	47	12	0,475
	50	AL	6F	66T10024N	74,55	83	58	56	66	12	0,736
25	16	AL	6F	31T10025N	77,70	83	60	21	31	8	0,310
	25	AL	6F	40T10025N	77,70	83	60	30	40	8	0,422
	32	AL	6F	47T10025N	77,70	83	60	37	47	12	0,527
	50	AL	6F	66T10025N	77,70	83	60	56	66	12	0,766
26	16	AL	6F	31T10026N	80,90	87	60	21	31	8	0,357
	25	AL	6F	40T10026N	80,90	87	60	30	40	8	0,477
	32	AL	6F	47T10026N	80,90	87	60	37	47	12	0,564
	50	AL	6F	66T10026N	80,90	87	60	56	66	12	0,816
27	16	AL	6F	31T10027N	84,10	91	60	21	31	8	0,364
	25	AL	6F	40T10027N	84,10	91	60	30	40	8	0,536
	32	AL	6F	47T10027N	84,10	91	60	37	47	12	0,602
	50	AL	6F	66T10027N	84,10	91	60	56	66	12	0,946
28	16	AL	6F	31T10028N	87,25	93	60	21	31	8	0,401
	25	AL	6F	40T10028N	87,25	93	60	30	40	8	0,540
	32	AL	6F	47T10028N	87,25	93	60	37	47	12	0,642
	50	AL	6F	66T10028N	87,25	93	60	56	66	12	0,960

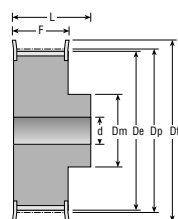


Figur 6



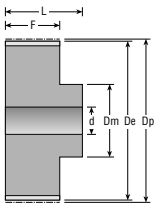
Figur 6F

Z	Rembr. Belt w. Riemenbr.	Mat.	Fig.	Best. nr. Part No. Best. Nr.	De	Df	Dm	F	L	d	Vægt Weight Gewicht
30	16	AL	6F	31T10030N	93,65	97	60	21	31	8	0,441
	25	AL	6F	40T10030N	93,65	97	60	30	40	8	0,640
	32	AL	6F	47T10030N	93,65	97	60	37	47	12	0,740
	50	AL	6F	66T10030N	93,65	97	60	56	66	12	1,169
32	16	AL	6F	31T10032N	100,00	106	65	21	31	10	0,493
	25	AL	6F	40T10032N	100,00	106	65	30	40	10	0,693
	32	AL	6F	47T10032N	100,00	106	65	37	47	12	0,844
	50	AL	6F	66T10032N	100,00	106	65	56	66	12	1,300
36	16	AL	6F	31T10036N	112,75	119	70	21	31	10	0,623
	25	AL	6F	40T10036N	112,75	119	70	30	40	10	0,873
	32	AL	6F	47T10036N	112,75	119	70	37	47	16	1,083
	50	AL	6F	66T10036N	112,75	119	70	56	66	16	1,637
40	16	AL	6F	31T10040N	125,45	131	80	21	31	10	0,767
	25	AL	6F	40T10040N	125,45	131	80	30	40	10	1,067
	32	AL	6F	47T10040N	125,45	131	80	37	47	16	1,317
	50	AL	6F	66T10040N	125,45	131	80	56	66	16	1,999
44	16	AL	6	31T10044N	138,20	-	88	21	31	10	0,993
	25	AL	6	40T10044N	138,20	-	88	30	40	10	1,350
	32	AL	6	47T10044N	138,20	-	88	37	47	16	1,611
	50	AL	6	66T10044N	138,20	-	88	56	66	16	2,357
48	16	AL	6	31T10048N	150,95	-	95	21	31	16	1,090
	25	AL	6	40T10048N	150,95	-	95	30	40	16	1,516
	32	AL	6	47T10048N	150,95	-	95	37	47	16	1,931
	50	AL	6	66T10048N	150,95	-	95	56	66	16	2,830
60	16	AL	6	31T10060N	189,10	-	110	21	31	16	1,710
	25	AL	6	40T10060N	189,10	-	110	30	40	16	2,339
	32	AL	6	47T10060N	189,10	-	110	37	47	16	3,004
	50	AL	6	66T10060N	189,10	-	110	56	66	16	4,366

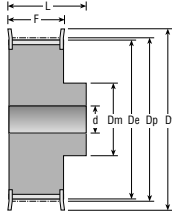


Figur 6F

Z	Rembr. Belt w. Riemenbr.	Mat.	Fig.	Best. nr. Part No. Best. Nr.	De	Df	Dm	F	L	d	Vægt Weight Gewicht
12	16	AL	6F	31AT10012N	36,35	42	28	21	31	6	0,076
	25	AL	6F	40AT10012N	36,35	42	28	30	40	6	0,099
14	16	AL	6F	31AT10014N	42,70	48	32	21	31	8	0,104
	25	AL	6F	40AT10014N	42,70	48	32	30	40	8	0,134
15	16	AL	6F	31AT10015N	45,90	51	32	21	31	8	0,116
	25	AL	6F	40AT10015N	45,90	51	32	30	40	8	0,152
16	16	AL	6F	31AT10016N	49,05	54	35	21	31	8	0,134
	25	AL	6F	40AT10016N	49,05	54	35	30	40	8	0,176
18	16	AL	6F	31AT10018N	55,45	60	40	21	31	8	0,167
	25	AL	6F	40AT10018N	55,45	60	40	30	40	8	0,224
	32	AL	6F	47AT10018N	55,45	60	40	37	47	10	0,253
	50	AL	6F	66AT10018N	55,45	60	40	56	66	10	0,422
19	16	AL	6F	31AT10019N	58,60	66	44	21	31	8	0,184
	25	AL	6F	40AT10019N	58,60	66	44	30	40	8	0,247
	32	AL	6F	47AT10019N	58,60	66	44	37	47	10	0,286
	50	AL	6F	66AT10019N	58,60	66	44	56	66	10	0,466
20	16	AL	6F	31AT10020N	61,80	66	46	21	31	8	0,208
	25	AL	6F	40AT10020N	61,80	66	46	30	40	8	0,276
	32	AL	6F	47AT10020N	61,80	66	46	37	47	12	0,322
	50	AL	6F	66AT10020N	61,80	66	46	56	66	12	0,520
22	16	AL	6F	31AT10022N	68,15	75	52	21	31	8	0,253
	25	AL	6F	40AT10022N	68,15	75	52	30	40	8	0,337
	32	AL	6F	47AT10022N	68,15	75	52	37	47	12	0,393
	50	AL	6F	66AT10022N	68,15	75	52	56	66	12	0,570
24	16	AL	6F	31AT10024N	74,55	83	58	21	31	8	0,288
	25	AL	6F	40AT10024N	74,55	83	58	30	40	8	0,392
	32	AL	6F	47AT10024N	74,55	83	58	37	47	12	0,475
	50	AL	6F	66AT10024N	74,55	83	58	56	66	12	0,736
25	16	AL	6F	31AT10025N	77,70	83	60	21	31	8	0,310
	25	AL	6F	40AT10025N	77,70	83	60	30	40	8	0,422
	32	AL	6F	47AT10025N	77,70	83	60	37	47	12	0,527
	50	AL	6F	66AT10025N	77,70	83	60	56	66	12	0,766
26	16	AL	6F	31AT10026N	80,90	87	60	21	31	8	0,357
	25	AL	6F	40AT10026N	80,90	87	60	30	40	8	0,477
	32	AL	6F	47AT10026N	80,90	87	60	37	47	12	0,564
	50	AL	6F	66AT10026N	80,90	87	60	56	66	12	0,816
27	16	AL	6F	31AT10027N	84,10	91	60	21	31	8	0,364
	25	AL	6F	40AT10027N	84,10	91	60	30	40	8	0,536
	32	AL	6F	47AT10027N	84,10	91	60	37	47	12	0,602
	50	AL	6F	66AT10027N	84,10	91	60	56	66	12	0,946
28	16	AL	6F	31AT10028N	87,25	93	60	21	31	8	0,401
	25	AL	6F	40AT10028N	87,25	93	60	30	40	8	0,540
	32	AL	6F	47AT10028N	87,25	93	60	37	47	12	0,642
	50	AL	6F	66AT10028N	87,25	93	60	56	66	12	0,960



Figur 6



Figur 6F

Z	Rembr. Belt w. Riemenbr.	Mat.	Fig.	Best. nr. Part No. Best. Nr.	De	Df	Dm	F	L	d	Vægt Weight Gewicht
30	16	AL	6F	31AT10030N	93,65	97	60	21	31	8	0,441
	25	AL	6F	40AT10030N	93,65	97	60	30	40	8	0,640
	32	AL	6F	47AT10030N	93,65	97	60	37	47	12	0,740
	50	AL	6F	66AT10030N	93,65	97	60	56	66	12	1,169
32	16	AL	6F	31AT10032N	100,00	106	65	21	31	10	0,493
	25	AL	6F	40AT10032N	100,00	106	65	30	40	10	0,693
	32	AL	6F	47AT10032N	100,00	106	65	37	47	12	0,844
	50	AL	6F	66AT10032N	100,00	106	65	56	66	12	1,300
36	16	AL	6F	31AT10036N	112,75	119	70	21	31	10	0,623
	25	AL	6F	40AT10036N	112,75	119	70	30	40	10	0,873
	32	AL	6F	47AT10036N	112,75	119	70	37	47	16	1,083
	50	AL	6F	66AT10036N	112,75	119	70	56	66	16	1,637
40	16	AL	6F	31AT10040N	125,45	131	80	21	31	10	0,767
	25	AL	6F	40AT10040N	125,45	131	80	30	40	10	1,067
	32	AL	6F	47AT10040N	125,45	131	80	37	47	16	1,317
	50	AL	6F	66AT10040N	125,45	131	80	56	66	16	1,999
44	16	AL	6	31AT10044N	138,20	-	88	21	31	10	0,993
	25	AL	6	40AT10044N	138,20	-	88	30	40	10	1,350
	32	AL	6	47AT10044N	138,20	-	88	37	47	16	1,611
	50	AL	6	66AT10044N	138,20	-	88	56	66	16	2,357
48	16	AL	6	31AT10048N	150,95	-	95	21	31	16	1,090
	25	AL	6	40AT10048N	150,95	-	95	30	40	16	1,516
	32	AL	6	47AT10048N	150,95	-	95	37	47	16	1,931
	50	AL	6	66AT10048N	150,95	-	95	56	66	16	2,830
60	16	AL	6	31AT10060N	189,10	-	110	21	31	16	1,710
	25	AL	6	40AT10060N	189,10	-	110	30	40	16	2,339
	32	AL	6	47AT10060N	189,10	-	110	37	47	16	3,004
	50	AL	6	66AT10060N	189,10	-	110	56	66	16	4,366



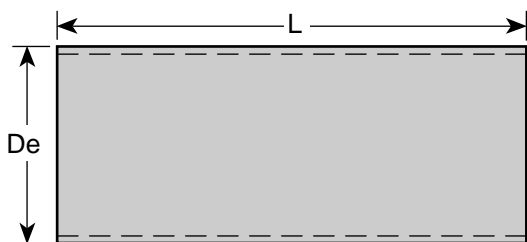
**METRISKE TANDSTÆNGER
METRIC PITCH TIMING BARS
METRISCHEN ZAHNSTANGEN**

**REMSPÆNDE PLADER
CLAMPING BELT PLATES
KLEMMPLATTEN**

**FLANGER
FLANGES
BORDSCHEIBEN**

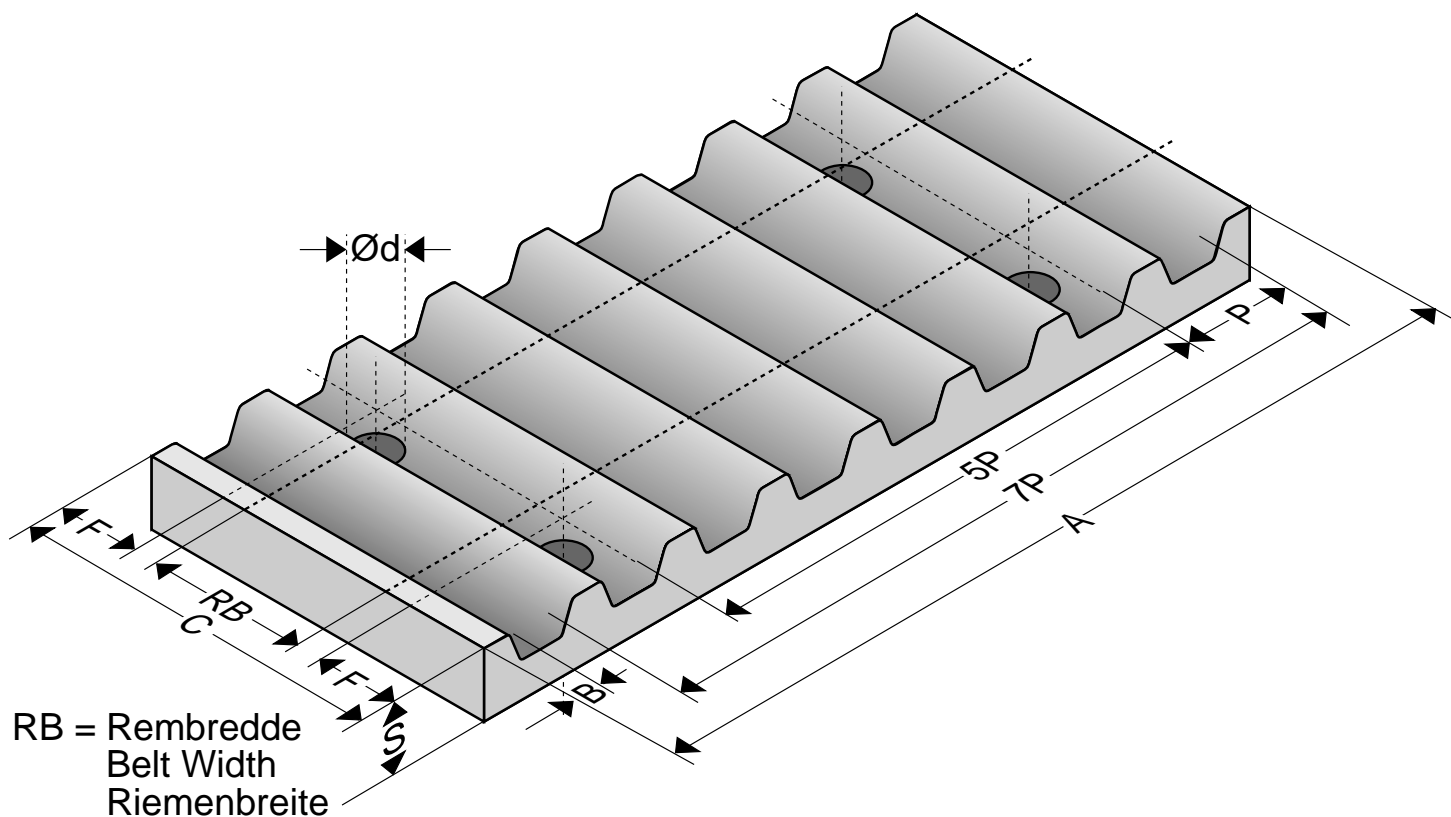
Leveringsprogram	Side
Product Range	Page
Lieferprogramm	Seite
Metriske tandstænger Metric Pitch Timing Bars Metrischen Zahnstangen	78
Remspænde plader Clamping Belt Plates Klemmplatten	79
Flanger Flanges Bordscheiben	80
Flange dimensioner Flange Dimensions Bordscheiben Abmessungen	81

**Mål og materialeangivelser er med forbehold.
All dimensions and materials may be subject to change.
Mass- und Materialabweichungen vorbehalten.**



Z	Material	Best. nr. Part No. Best. Nr.	De	L
10	AL	010 T5	15,05	140
11	AL	011 T5	16,65	140
12	AL	012 T5	18,25	140
13	AL	013 T5	19,85	140
14	AL	014 T5	21,45	140
15	AL	015 T5	23,05	140
16	AL	016 T5	24,60	140
17	AL	017 T5	26,20	140
18	AL	018 T5	27,80	140
19	AL	019 T5	29,40	140
20	AL	020 T5	31,00	180
21	AL	021 T5	32,70	180
22	AL	022 T5	34,25	180
23	AL	023 T5	35,85	180
24	AL	024 T5	37,40	180
25	AL	025 T5	39,00	180
26	AL	026 T5	40,60	180
27	AL	027 T5	42,20	180
28	AL	028 T5	43,75	180
29	AL	029 T5	45,35	180
30	AL	030 T5	46,95	180
32	AL	032 T5	50,10	180
34	AL	034 T5	53,25	180
35	AL	035 T5	54,85	180
36	AL	036 T5	56,45	180
37	AL	037 T5	58,06	180
38	AL	038 T5	59,65	180
40	AL	040 T5	62,85	180
42	AL	042 T5	66,00	180
44	AL	044 T5	69,20	180
45	AL	045 T5	70,80	180
46	AL	046 T5	72,40	180
48	AL	048 T5	75,55	180
50	AL	050 T5	78,75	180
60	AL	060 T5	94,65	180
72	AL	072 T5	113,75	180
80	AL	080 T5	126,48	180
90	AL	090 T5	142,40	180
100	AL	100 T5	158,31	180

Z	Material	Best. nr. Part No. Best. Nr.	De	L
10	AL	010 T10	29,98	140
11	AL	011 T10	33,16	140
12	AL	012 T10	36,35	140
13	AL	013 T10	39,50	140
14	AL	014 T10	42,70	180
15	AL	015 T10	45,90	180
16	AL	016 T10	49,05	180
17	AL	017 T10	52,25	180
18	AL	018 T10	55,45	180
19	AL	019 T10	58,60	180
20	AL	020 T10	61,80	180
21	AL	021 T10	65,00	180
22	AL	022 T10	68,15	180
23	AL	023 T10	71,35	180
24	AL	024 T10	74,55	180
26	AL	026 T10	80,90	180
28	AL	028 T10	87,25	180
30	AL	030 T10	93,65	180
32	AL	032 T10	100,00	180
34	AL	034 T10	106,40	180
36	AL	036 T10	112,75	180
38	AL	038 T10	119,10	180
40	AL	040 T10	125,45	180
45	AL	045 T10	141,40	180
48	AL	048 T10	150,95	180
60	AL	060 T10	189,10	180
72	AL	072 T10	227,29	180



	RB	C	A	B	d	S	F
T5+AT5	10	29	41,8	3,2	5,5	8	6
	16	35	41,8	3,2	5,5	8	6
	25	44	41,8	3,2	5,5	8	6
T10+AT10	16	41	80	5	9	15	8
	25	50	80	5	9	15	8
	32	57	80	5	9	15	8
	50	75	80	5	9	15	8
5 M HTD®	10	28	41,8	3,2	5,5	8	6
	15	34	41,8	3,2	5,5	8	6
	25	44	41,8	3,2	5,5	8	6
8M HTD®	20	45	66	5	9	15	8
	30	55	66	5	9	15	8
	50	75	66	5	9	15	8
	85	110	66	5	9	15	8
14M HTD®	40	71	116	9	11	22	10
	55	86	116	9	11	22	10
	85	116	116	9	11	22	10
	115	146	116	9	11	22	10
	170	201	116	9	11	22	10

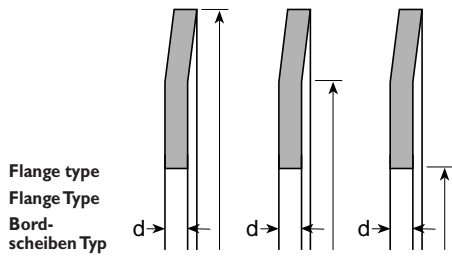
	3M	5M	8M	14M	XL	L	H	T2,5	T5	T10
Z	d=0,5	d=1,0	d=1,5	d=3	d=1	d=1,5	d=1,5	d=0,5	d=1	d=1
8	-	-	-	-	-	B3	-	-	-	-
9	-	-	-	-	-	-	-	-	-	-
10	B73	-	-	-	B1	B5	-	-	B0	-
11	B73	-	-	-	B1	B6	-	-	B1	-
12	B74	B2	-	-	B2	B7	-	B73	B1	B7
13	B74	B2	-	-	B2	B8	-	B73	B2	B8
14	B75	B2	-	-	B3	B9	B14	B74	B2	B9
15	B76	B3	B82	-	B3	B10	B15	B74	B3	B10
16	B77	B3	B83	-	B4	B11	B16	B75	B4	B11
17	B0	B4	B98	-	B5	B12	B17	B76	B4	B12
18	B0	B4	B96	-	B5	B12	B18	B76	B4	B13
19	B0	B97	B84	-	B5	B13	B19	B77	B5	B15
20	B78	B5	B85	-	B6	B15	B20	B0	B5	B15
21	B2	B6	B99	-	B6	B16	B21	B0	B6	B16
22	B2	B6	B13	-	B7	B17	B22	B1	B6	B17
23	B2	B7	B14	-	B7	B17	B23	B78	B7	B18
24	B2	B7	B15	-	B8	B18	B24	B78	B7	B19
25	B3	B8	B103	-	B9	B19	B25	B78	B8	B19
26	B3	B8	B16	-	B9	B20	B26	B2	B8	B20
27	B4	B9	-	-	B9	B20	B27	B2	B9	B21
28	B4	B9	B17	B108	B10	B21	B28	B2	B9	B22
29	B4	B10	B18	B43	B10	B22	B29	B3	B10	B23
30	B4	B10	B19	B43	B11	B23	B30	B3	B10	B23
31	B5	B11	B105	B44	B11	B24	B31	B4	B11	B24
32	B5	B11	B20	B45	B12	B24	B32	B4	B11	B25
33	B5	B12	B20	B46	B12	B25	B33	B4	B12	B26
34	B6	B12	B21	B46	B13	B26	B34	B4	B12	B27
35	B6	B13	B22	B47	B14	B26	B35	B4	B13	B27
36	B6	B13	B106	B47	B15	B27	B36	B5	B14	B28
37	B7	B15	B24	B48	B15	B28	B37	B5	B14	B29
38	B7	B15	B24	B49	B16	B29	B37	B5	B15	B30
39	B7	B15	B25	B49	B16	B30	B38	B5	B15	B30
40	B7	B16	B25	B50	B16	B30	B38	B6	B15	B31
41	B8	B16	B26	B50	B17	B31	B39	B6	B16	B32
42	B8	B17	B26	B51	B18	B32	B39	B6	B16	B33
43	B9	B17	B27	B53	B18	B32	B40	B6	B17	B34
44	B9	B17	B28	B55	B18	B33	B40	B7	B17	B34
45	B9	B18	B28	B55	B18	B34	B41	B7	B18	B35
46	B9	B18	B29	B56	B19	B35	B41	B7	B18	B36
47	B10	B10	B108	B57	B19	B35	B42	B7	B18	B36
48	B10	B19	B30	B57	B20	B36	B42	B7	B19	B37
49	B10	B19	B31	B58	B20	B37	B55	B8	B19	B37
50	B10	B20	B31	B58	B20	B37	B56	B8	B20	B38
51	B11	B20	B32	B59	B20	B37	B56	B9	B20	B38
52	B11	B20	B33	B59	B21	B38	B57	B9	B20	B38

	3M	5M	8M	14M	XL	L	H	T2,5	T5	T10
Z	d=0,5	d=1,0	d=1,5	d=3	d=1	d=1,5	d=1,5	d=0,5	d=1	d=1
53	B11	B21	B33	B72	B21	B38	B57	B9	B21	B39
54	B12	B21	B34	B72	B22	B38	B58	B9	B21	B39
55	B12	B22	B34	B61	B22	B39	B58	B9	B22	-
56	B12	B22	B35	B61	B23	B39	B59	B10	B22	B40
57	B13	B23	B36	B65	B23	B40	B59	B10	B23	-
58	B13	B23	B36	B66	B23	B40	B59	B10	B23	-
59	B14	B23	B46	B66	B24	B40	B61	B10	B23	B41
60	B14	B24	B37	B63	B24	B41	B61	B11	B24	B42
61	B15	B24	B37	B63	-	-	-	B11	B24	B42
62	B15	B25	B47	B63	-	-	-	B11	-	B54
63	B15	B25	B38	B64	-	-	-	B11	B25	-
64	B15	B25	B38	B64	-	-	B63	B12	B25	-
65	B15	B90	B48	-	-	-	-	B12	B26	-
66	B15	B90	B39	-	-	-	B63	B12	B28	B56
67	B16	B26	B39	-	-	-	-	-	-	-
68	B16	B91	B49	-	-	-	-	-	-	-
69	B16	B91	B40	-	-	-	-	-	-	-
70	B17	B27	B40	-	-	-	-	-	-	-
71	B17	B92	B50	-	-	-	-	-	-	-
72	B17	B28	B41	-	-	B59	-	-	B28	-
80	-	B32	-	-	-	-	-	-	-	-

FLANGE DIMENSIONER

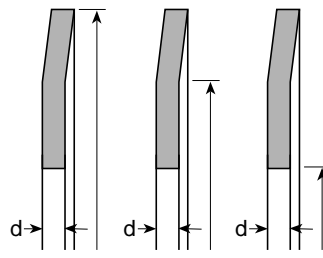
FLANGE DIMENSIONS

BORDSCHEIBEN ABMESSUNGEN



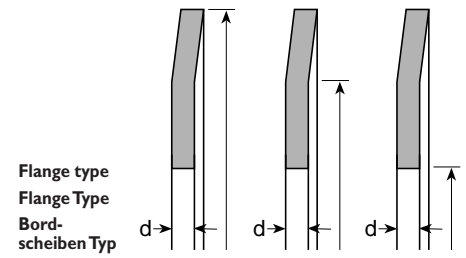
Flange type
Flange Type
Bord-
scheiben Typ

B0	19,5	17,5	12,0
B0	19,5	17,5	12,0
B1	23,0	17,5	12,0
B2	25,0	22,0	15,0
B3	28,0	24,0	18,0
B4	32,0	28,0	21,5
B5	36,0	31,0	25,0
B6	38,0	34,0	28,0
B7	42,0	38,0	30,5
B8	44,0	40,0	33,0
B9	48,0	43,5	37,0
B10	51,0	47,5	40,0
B11	54,0	50,5	43,0
B12	57,0	53,0	46,0
B13	60,0	57,0	47,0
B14	63,0	57,0	48,0
B15	66,0	61,5	52,0
B16	71,0	65,0	56,0
B17	75,0	68,5	60,0
B18	79,0	73,5	64,0
B19	83,0	76,5	68,0
B20	87,0	82,5	72,0
B21	91,0	85,5	76,0
B22	93,0	89,0	80,0
B23	97,0	93,0	83,0
B24	103,0	97,0	86,0
B25	106,0	101,0	90,0
B26	111,0	106,0	94,0
B27	115,0	110,0	99,0
B28	119,0	113,5	103,0
B29	123,0	117,5	107,0
B30	127,0	122,0	111,0
B31	131,0	125,5	115,0
B32	135,0	130,0	119,0
B33	140,0	134,5	123,0
B34	143,0	139,0	127,0
B35	148,0	143,0	132,0
B36	152,0	147,5	136,0
B37	158,0	154,0	142,0
B38	168,0	163,0	149,5
B39	175,0	170,0	157,0
B40	184,0	179,0	165,0
B41	192,0	187,0	173,0
B42	200,0	195,0	181,0
B43	138,0	130,0	108,0



Flange type
Flange Type
Bord-
scheiben Typ

B44	146,0	138,0	116,0
B45	154,0	146,0	122,0
B46	160,0	150,0	128,0
B47	168,0	162,0	135,0
B48	174,0	166,0	144,0
B49	183,0	170,0	145,0
B50	188,0	180,0	158,0
B51	198,0	188,0	165,0
B52	197,0	185,0	155,0
B53	200,0	192,8	172,0
B54	205,0	196,0	164,0
B55	211,0	198,0	175,0
B56	216,0	208,0	186,0
B57	226,0	214,0	190,0
B58	230,0	222,0	200,0
B59	240,0	230,0	208,0
B60	240,0	228,0	195,0
B61	256,0	246,0	225,0
B62	256,0	246,0	208,0
B63	286,0	277,0	242,0
B64	296,0	287,0	252,0
B65	265,0	252,0	235,0
B66	278,0	261,0	235,0
B67	170,0	150,0	122,0
B68	190,0	172,0	144,0
B71	120,0	-	90,0
B72	250,0	238,0	218,0
B73	13,0	10,0	6,0
B74	15,0	12,0	8,0
B75	16,0	13,0	9,5
B76	17,5	14,5	10,5
B77	18,0	15,0	11,5
B78	23,0	20,0	14,0
B82	42,0	38,0	28,0
B83	44,0	40,0	30,0
B84	51,0	47,5	38,0
B85	54,0	50,5	41,0
B86	87,0	82,5	63,0
B87	93,0	89,0	72,0
B88	97,0	93,0	76,0
B89	103,0	97,0	81,0
B90	111,0	106,0	90,0
B91	115,0	110,0	94,0
B92	119,0	113,5	99,0
B93	123,0	117,5	103,0



Flange type
Flange Type
Bord-
scheiben Typ

B96	49,0	45,0	36,0
B97	35,0	29,5	22,4
B98	49,0	42,0	33,3
B99	62,0	55,5	44,5
B103	70,0	63,7	50,8
B105	86,0	79,8	66,65
B106	98,0	92,0	79,35
B107	106,0	100,0	85,7
B108	127,0	120,2	104,75
B109	160,0	151,5	135,0
B144	240,0	215,0	185,0
B145	250,0	228,0	200,0
B146	265,0	240,0	213,0
B147	275,0	253,0	225,0
B148	300,0	280,0	252,0
B149	325,0	305,0	278,0
B150	350,0	330,0	302,0
B151	375,0	355,0	328,0
B152	405,0	380,0	354,0
B153	430,0	406,0	380,0
B154	455,0	432,0	405,0
B155	480,0	457,0	435,0
B156	530,0	508,0	481,0
B157	595,0	572,0	544,0



FLEKSIBLE OG HØJELASTISKE AKSELKOBLINGER

FLEXIBLE AND HIGHLY ELASTIC SHAFT COUPLINGS

ELASTISCHE UND HOCHELASTISCHE WELLENKUPPLUNGEN

Leveringsprogram	Side
Product Range	Page
Lieferprogramm	Seite
Fleksible akselkoblinger	
Flexible Shaft Couplings	
Elastische Wellenkupplungen	84
Højelastiske dækkoblinger	
Highly Elastic Tyre Couplings	
Hochelastische Reifenkupplungen	89

**Mål og materialeangivelser er med forbehold.
All dimensions and materials may be subject to change.
Mass- und Materialabweichungen vorbehalten.**

Tabel 1 / Table 1 / Tabelle 1

Tekniske data / Technical data / Technische Daten

Koblingsstørrelse Size of coupling Kupplungsgröße Type Type Typ	Bøsningstørrelse Bush size Buchsengröße Bøsning nr. Bush No. Buchsen-Nr.	Drejningsmoment Torque Drehmoment		Max. omdrejningstal ¹⁾ Max. speed ¹⁾ Max. Drehzahl ¹⁾ Omdr./min. r.p.m. U/min.	Inertimoment ²⁾ Moment of inertia ²⁾ Trägheitsmoment ²⁾ Kgm ²		Vægt af kobling ²⁾ Weight of coupling ²⁾ Gewicht ²⁾ kg	
		Nom. Nm	Max. Nm		Bush type	Std. type	Bush type	Std. type
7	1008	33	73	7700	0,00085	0,00078	1,0	1,1
9	1108	84	185	6300	0,00115	0,00108	1,7	1,7
11	1610	168	370	5000	0,00400	0,00344	4,2	5,0
13	1610	331	728	4100	0,00780	0,00850	5,5	6,3
15	2012	630	1490	3600	0,01810	0,02112	7,1	9,5
18	2517	998	2300	3000	0,04340	0,04820	15,0	16,6
23	3020	2100	4800	2600	0,12068	0,14052	26,0	28,0
28	3525	3308	7000	2200	0,44653	0,54790	50,0	63,0

1) Ved hastigheder over de opgivne bedes De kontakte Deres IPL-forhandler
 At speeds exceeding allowable max. speed, consult IPL distributor.
 Falls Sie Drehzahlen benötigen, die die angegebenen Werte übersteigen, dann fragen Sie bitte Ihrem IPL-Vertreter.

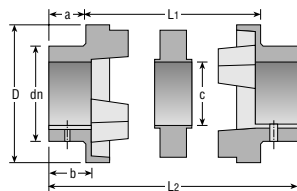
2) Inkl. bøsning med middel udboing
 Incl. bush with medium bore.
 Inkl. Buchse mit Mittelbohrung.

Tabel 2 / Table 2 / Tabelle 2

Opretningstolerancer i mm/ Permissible misalignment tolerances in mm/ Im folgenden einzuhaltende Toleranzen in mm

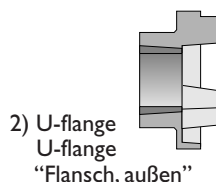
Koblingsstørrelse/ Size of coupling/ Kupplungsgröße	7	9	11	13	15	18	23	28
Aksialforskydning/ Axial misalignment/ Axialverschiebung	+0,2	+0,5	+0,6	+0,8	+0,9	+1,1	+1,3	+1,7
Parallelforskydning/ Radial misalignment/ Parallelverschiebung	0,3	0,3	0,3	0,4	0,4	0,4	0,5	0,5
Vinkelforskydning/ Angular misalignment/ Winkelverschiebung	0,5	0,5	1,0	1,0	1,5	1,5	2,0	2,5

Tabel 3/Table 3/Tabelle 3



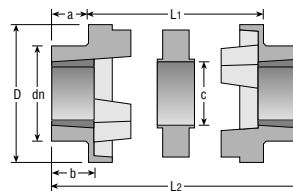
3) I-flange
I-flange
"Flansch, innen"

Tabel 4/Table 4/Tabelle 4



2) U-flange
U-flange
"Flansch, außen"

Samlet længde
Total Length
Gesamtlänge



Tabel 3/Table 3/Tabelle 3

Dimensioner i mm, standard type/ Dimensions in mm, Standard type/ Abmessungen in mm, Standardtyp

Koblingsstørrelse Size of coupling Kupplungsgröße	Best. nr. Part No. Best. Nr.	Max. boring Max. bore Max. Bohrung	D	dn	a	b	c	L ₁	L ₂ ¹⁾
7	KS007000	32	69	55	21	25	31	25	68
9	KS009000	38	85	60	30	34	32	31	91
11	KS011000	48	112	80	36	44	45	45	117
13	KS013000	55	130	90	41	50	50	53	136
15	KS015000	65	150	104	47	58	62	60	155
18	KS018000	75	180	120	55	68	77	73	184
23	KS023000	95	225	150	71	85	99	86	229
28	KS028000	130	275	206	90	106	119	106	286

1) Ca. indbygningslængde / Approx. total length / Zirka Einbaumaß

Tabel 4 / Table 4 / Tabelle 4

"Dimensioner i mm, bøsningstype / Dimensions in mm, bush type / Abmessungen in mm, Buchsentyt"

Koblingsstørrelse Size of coupling Kupplungsgröße	Bøsningstørrelse Bush size Buchsengröße	Best. nr. Part No. Best. Nr.	Boring Bores / Bohrung Min. Max.		D	dn	a	b	c	L ₁	L ₂ ¹⁾
7	1008	KU071008	9	25	69	60	21	24	31	25	65
7	1008	KI071008	9	25	69	60	21	24	31	25	65
9	1108	KU091108	9	28	85	70	20	24	32	31	70
9	1108	KI091108	9	28	85	70	20	24	32	31	70
11	1610	KU111610	12	42	112	100	19	27	45	45	82
11	1610	KI111610	12	42	112	100	19	27	45	45	82
13	1610	KU131610	12	42	130	105	18	27	50	53	89
13	1610	KI131610	12	42	130	105	18	27	50	53	89
15	2012	KU152012	14	50	150	115	24	34	62	60	107
15	2012	KI152012	14	50	150	115	24	34	62	60	107
18	2517	KU182517	16	65	180	125	35	47	77	73	142
18	2517	KI182517	16	65	180	125	35	47	77	73	142
23	3020	KU233020	25	75	225	155	40	53	99	86	165
23	3020	KI233020	25	75	225	155	40	53	99	86	165
28	3525	KU283525	28	90	275	206	51	67	119	106	208
28	3525	KI283525	28	90	275	206	51	67	119	106	208

1) Ca. indbygningslængde / Approx. total length / Zirka Einbaumaß.

2) U = Udvendig montering, fra navside / U = Flange for external mounting of bush / U = Einbau von der Außenseite.

3) I = Indvendig montering, fra flangeside / I = Flange for internal mounting of bush / I = Einbau von der Innenseite.

Tabel 5 / Table 5 / Tabelle 5

Fleksible Pebax® elementer / Flexible Pebax® elements / Flexible Pebax® Elemente

Koblingsstørrelse Size of coupling Kupplungsgröße	7	9	11	13	15	18	23	28
Sort Pebax® standard element Black Pebax® for general use Schwarzes Pebax® Standard Element	KE-7	KE-9	KE-11	KE-13	KE-15	KE-18	KE-23	KE-28

Fleksible element: Karakteristik / Flexible element: Characteristics / Flexibles Element: Kennzeichen

Type	Materiale Material Material	Temperatur C° Temperature C° Temperatur in C°	
Pebax®	Polyether-Block-Amid Polyether-Block-Amides Polyether-Block-Amid	-40 til +85 -40 up to + 85 -40 bis + 85	Olieresistent - Delvis kemikalieresistent - Ringe væskeabsorption Oil resistant - Partially resistant to chemicals - Low absorption of liquids Ölbestandig - Teilweise chemikalienbestandig - Geringe Flüssigkeitsabsorption

Beregning af koblingsstørrelse / Coupling selection procedure / Berechnung der Kupplungsgröße

- Valg af driftsfaktor (tabel 6)
Select service factor (Table 6)
Auswahl der Belastungsfaktoren (Tabelle 6)
- Nominal effekt multipliceres med driftsfaktor = foreløbig korrigeret effekt K
Nominal power multiplied by service factor equals temporary designed power K
Nominaleffekt multipliziert mit dem Belastungsfaktor = vorläufiger korrigierter Effekt K
- Korrigeret effekt K multipliceres med faktor L (tabel 7) og S (tabel 8). K x L x S giver den endelige korrigerede effekt, som danner grundlaget for udvælgelsen af koblingsstørrelsen i tabel 9
Designed power K should then be multiplied by factor L (table 7) and S (table 8). K x L x S gives the design power which is used for coupling selection in table 9
Korrigerter Effekt K multipliziert mit L (Tabelle 7) und S (Tabelle 8). K x L x S ergibt den endgültigen korrigierten Effekt und bildet die Grundlage für die Festlegung der Kupplungsgröße in Tabelle 9
- Kontroller i målskitsen (tabel 3 og 4) at koblingen kan monteres
Check from dimensional tables Nos. 3 and 4 that chosen coupling can be fitted.
Bitte überprüfen Sie, ob die gefundene Kupplungsgröße mit den benötigten Einbaumaßen (Tabelle 3 und 4) im Einklang ist.

Tabel 6 / Table 6 / Tabelle 6

Driftsfaktorer / Service factors / Belastungsfaktoren

Belastning Type of load Belastung	Drevne Driven Getriebenen	El-motorer turbiner Electrical motors, light turbines Elektrische Motoren, Turbinen	Forbrændings- motorer ≥ 4 cylindre Internal com- bustion engine ≥ 4 cylinders Verbrennungs- motoren ≥ 4 Zylinder	Forbrændings- motorer 1-3 cylindre internal com- bustion engine 1-3 cylinders Verbrennungs- motoren 1-3 Zylinder
Jævn ingen vibrationer Uniform No vibrations Gleichförmig Keine Vibrationen	Transportører, centrifugalpumper, ventilatorer, kompressorer generatorer, dynamoer, omrører, værktøjsmaskiner Agitators, conveyors, centrifugal pumps and compressors, centrifugal fans, generators, machine tools Förderanlagen, Zentrifugalpumpen, Ventilatoren, Kompressoren, Generatoren, Dynamomaschinen, Rührwerke, Werkzeugmaschinen	1,0	1,4	1,8
Moderat Ingen vibrationer Moderate No vibrations Ungleichförmig Keine Vibrationen	Transportører, kraner og spil, kopelevatorer, tekstilmaskiner, blandere, trykkerimaskiner, savværksmaskiner, rotationspumper Agitators, conveyors, hoisting equipment, bucket elevators, textile machines, mixers, printing machinery, sawmill machinery, rotary pumps Förderanlagen, Kræne og Hubwerke, Aufzüge, Textilmaschinen, Rührwerke, Druckereimaschinen, Holzverarbeitungs- maskiner, Rotationsmaskiner	1,4	2,0	2,4
Stor Vibrationer Substantial Vibrations Große Vibrationen	Kraner og spil, lette knusere og formalingsmaskiner, kompressions- maskiner, rotationsovne, stempelkompressor, trykkerimaskiner Hoisting equipment, calenders, crushers, dredgers, revolving furnaces, printpresses, cutting presses, rotary compressors Kræne og Hubwerke, lette Stampf- og Zermahlmaskiner, Kom- pressoren, Rotationsöfen, Stempelkompressoren, Druckerei- maskiner	2,0	2,4	2,8
Svær Stød og vibrationer Heavy Shocks and vibrations Stark ugleichmäßig Stöße und Schwingungen	Ekstrudering, gummiblandere, stempelkompressor, formaling knusning, stempelpumper, rystesigter Crushers, extruders, rubber mixers, reciprocating pumps and conveyors, reciprocating compressors, vibrating screens Extruder, Gummimischer, Stempelkompressoren, Zermal- og Stampfmaskiner, Stempelpumpen, Rüttelsiebe	2,4	2,8	3,2

Tabel 7 / Table 7 / Tabelle 7

Faktor for antal drifttimer pr. dag / Factor for operating hours / Faktoren für die tägliche Betriebsdauer

>	-	2	8	16
≤	2	8	16	-
L	0,9	1,0	1,1	1,2

Tabel 8 / Table 8 / Tabelle 8

Faktor for antal starter pr. dag / Factor for starting frequency per day / Faktoren für die Anzahl der Starteinheiten pro Tag

>	-	1	30	60
≤	1	30	60	-
S	1,0	1,2	1,3	1,5

Tabel 9 / Table 9 / Tabelle 9

Koblingsstørrelse / Size of Coupling / Kupplungsgröße

Omdr./min. r.p.m. U/Min.	KW							
	7	9	11	13	15	18	23	28
100	0,35	0,88	1,75	3,44	6,59	10,43	22,00	34,65
200	0,69	1,75	3,52	6,88	13,18	20,86	44,02	69,30
400	1,39	3,51	7,04	13,77	26,37	41,72	88,04	138,60
600	2,08	5,25	10,55	20,65	39,55	62,58	132,06	207,90
800	2,78	7,00	14,07	27,53	52,73	84,44	176,08	277,20
1000	3,47	8,75	17,59	34,42	65,92	104,30	220,10	346,50
1200	4,16	10,50	21,11	41,30	79,10	125,20	264,12	415,80
1400	4,86	12,25	24,62	48,18	92,28	146,02	308,13	485,10
1600	5,55	14,00	28,14	55,07	105,47	166,88	352,15	554,40
1800	6,25	15,76	31,66	61,95	118,65	187,74	396,17	623,70
2000	6,94	17,51	35,18	68,83	131,83	208,60	440,19	693,00
2200	7,64	19,26	38,69	75,72	145,01	229,46	484,21	762,30
2400	8,33	21,00	42,21	82,60	158,20	250,32	528,23	
2600	9,02	22,76	45,73	89,48	171,38	271,18	572,25	
2800	9,72	24,51	49,25	96,37	184,57	292,04		
3000	10,41	26,26	52,76	103,25	197,75	312,90		
3500	12,15	30,64	61,56	120,46	230,71			
4000	13,88	35,01	70,35	137,67				
4500	15,62	39,39	79,14					
5000	17,35	43,76	87,94					
5500	19,09	48,14						
6000	20,82	52,52						
6500	22,56							
7000	24,30							
7500	26,03							

Dynamisk afbalancering påkrævet
 Dynamic balancing required
 Dynamisches Auswuchten erforderlich

HØJELASTISKE DÆKKOBLINGER

HIGHLY ELASTIC TYRE COUPLINGS

HOCHELASTISCHE REIFENKUPPLUNGEN

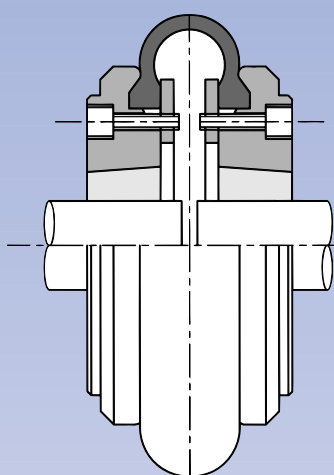


IPL's højelastiske dækkobling bliver som standard leveret med naturgummiement som er designet for temperaturer fra - 40°C til + 82°C. IPL's Highly Elastic Tyre Coupling will as a standard be supplied with a natural rubber element designed for use in ambient temperatures between - 40°C and + 82°C.

Die IPL - hochelastische Reifenkupplung wird als standard mit einem Naturgummiement, das designet worden ist für Temperaturen von - 40°C bis + 82°C, geliefert.

Dækkoblingstyper/Tyre Couplings/Reifenkupplungen

Figur A

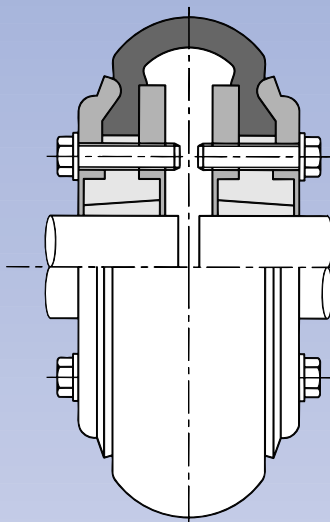


Størrelse 40 - 60 for bøsning

Size 40 - 60 for bush

Größe 40 - 60 für Buchsen

Figur B

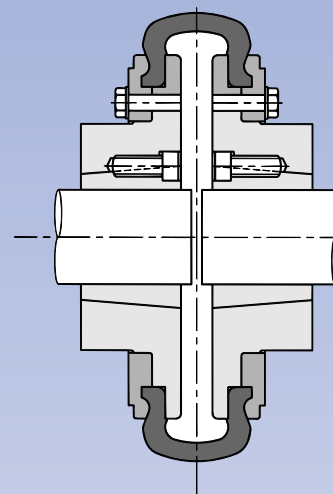


Størrelse 70 - 120 for bøsning med vendbare flanger

Size 70 - 120 for bush fitted with reversible flanges

Größe 70 - 120 für Buchse mit umkehrbaren Flanschen

Figur C



Størrelse 140 - 240 for bøsning

Size 140 - 240 for bush

Größe 140 - 240 für Buchsen

A og C: Ved ordre angives type af flange for montering af bøsning.

A and C: It is necessary to inform position of bush when ordering.

A und C: Beim Auftrag bitte geben Sie den Typ des Flansches an.

U = Udvendig

I = Indvendig

U = Mounted from outside

I = Mounted from inside

U = Außenseite

I = Innenseite

B: Vendbare flanger for udvendig og indvendig montering af bøsning.

B: Reversible flanges for outside and inside mounting of bush.

B: Umkehrbare Flanschen für Einbau der Buchse von der Außenseite und der Innenseite.

HØJELASTISKE DÆKKOBLINGER
HIGHLY ELASTIC TYRE COUPLINGS
HOHELASTISCHE REIFENKUPPLUNGEN



Tekniske data/ Technical data/ Technische Daten

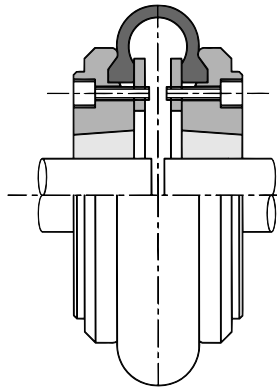
Koblingsstørrelse Size of coupling Kupplungsgröße Type Type Typ	Bøsningstørrelse Bush size Buchsengröße Bøsning nr. Bush No. Buschsen-Nr.	Drejningsmoment Torque Drehmoment Nom. Nm	Max. omdrejningstal Max. speed Max. Drehzahl Omdr./min. r.p.m. U/Min.	Inertimoment Moment of inertia Trägheitsmoment Kgm ²	Torsionsstivhed Torsional stiffness Verdrehungssteifheit Nm/°	Vægt i kg Weight in Kg Gewicht Kg	
						Dæk Tyre Reifen	Flange Flange Flansch
						40	1108
50	1210	70	4500	0,0037	25,7	0,3	1,0
60	1610	128	4000	0,0110	47,6	0,5	1,7
70	1610	230	3600	0,0156	62,5	0,6	2,4
80	2012	345	3100	0,0380	100,0	0,8	3,3
90	2517	500	2800	0,0675	125,0	0,9	4,6
100	2517	620	2600	0,1140	176,0	1,0	6,8
110	2517	732	2300	0,1930	278,0	1,4	9,8
120	3020	1050	2100	0,3430	465,0	1,7	13,0
140	3535	2110	1820	0,9700	954,0	2,0	29,0
160	4040	4250	1580	1,7500	1380,0	4,0	45,0
200	4545	8750	1300	5,2500	3330,0	8,2	79,0
240	5050	17300	1050	12,0100	5520,0	12,3	129,0

Vægt af komplet kobling: 2 flanger + 2 taper bøsninger + 1 dæk.

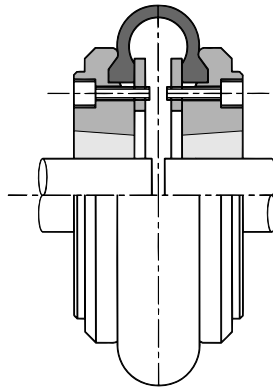
Weight of complete coupling: 2 flanges + 2 taper bushes + 1 tyre.

Gewicht der kompletten Kupplung: 2 Flanschen + 2 Taper-Buchsen + 1 Reifen.

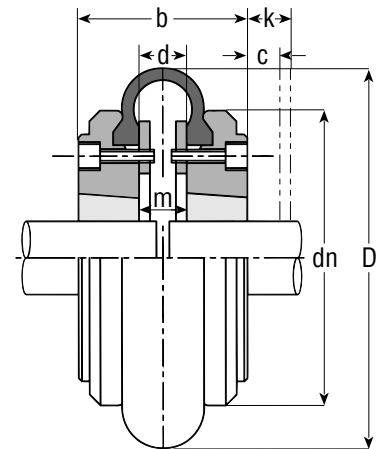
IPL dækkobling 40 til 60 / IPL Tyre Couplings 40 to 60 / IPL Reifenkupplungen 40 bis 60



II TYPE

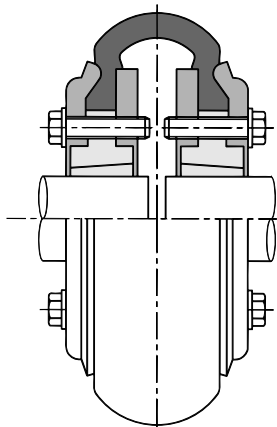


UU TYPE

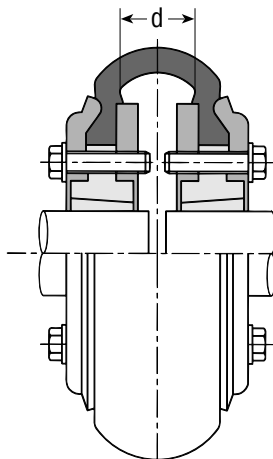


UI TYPE

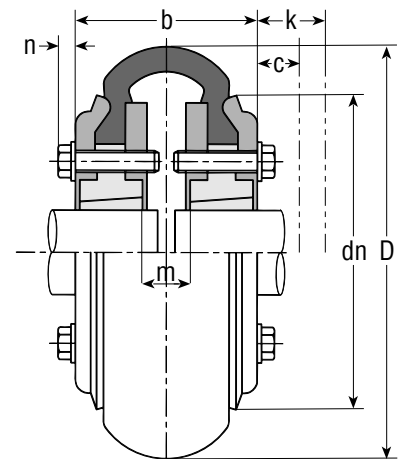
IPL dækkobling 70 til 120 / IPL Tyre Couplings 70 to 120 / IPL Reifenkupplungen 70 bis 120



II TYPE

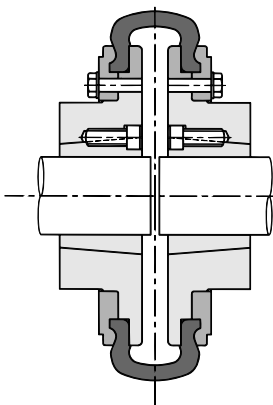


UU TYPE

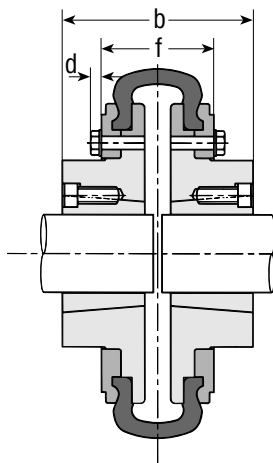


UI TYPE

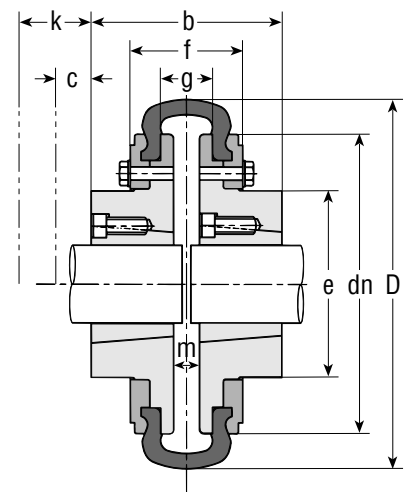
IPL dækkobling 140 til 240 / IPL Tyre Couplings 140 to 240 / IPL Reifenkupplungen 140 bis 240



II TYPE



UU TYPE



UI TYPE

Beregning af koblingsstørrelse / Coupling Selection Procedure / Berechnung der Kupplungsgröße

Valg af driftfaktor

Nominal effekt multipliceres med driftfaktor = beregnet effekt

Vælg koblingsstørrelse ud fra:

- Overførselstabel (benyt beregnet effekt)
- Omdrejninger pr. minut
- Akselstørrelse og koblingsdimensioner.

Select service factor

Nominal power multiplied by service factor equals design power

Select size of coupling by using:

- Power rating table (use calculated design power)
- R.P.M.
- Shaft size and coupling dimensions

Auswahl der Belastungsfaktoren

Nominalleistung multipliziert mit dem Belastungsfaktor = Berechnete Leistung

Auswahl der Größe, auf folgende Punkten basiert:

- Übertragungstabelle (benutzen Sie berechnete Leistung)
- U./Min.
- Wellengröße und Kupplungsdimensionen

Maksimal opretningstolerancer / Max. misalignment and endfloat / Max. einzuhaltende Toleranzen

Aksialforskydning: 8 mm / Max. end float: 8 mm / Max Axialverschiebung: 8 mm

Parallelforskydning: 4 mm / Max. parallel misalignment: 4 mm / Max. Parallelverschiebung: 4 mm

Vinkelforskydning: 4° / Max. angular misalignment: 4° / Max. Winkelverschiebung: 4°

Bestilling af kobling / How to Order / Bestellung der Kupplung

Størrelse: 40 - 60 / 140 - 240	Opgiv type af flange:	U Bøsning udvendigt monteret I Bøsning indvendigt monteret
Size: 40 - 60 / 140 - 240	State position of bush	U Bush mounted from outside I Bush mounted from inside
Größe 40 - 60 / 140 - 240	Typ der Flansche angeben	U Einbau von der Außenseite I Einbau von der Innenseite
Størrelse 70 - 120	Monteret med vendbart nav for udvendig/indvendig montering af bøsning.	
Size: 70 - 120	Is fitted with reversible flanges for external and internal mounting of bush.	
Größe 70 - 120	Sind mit Umkehrbaren Flanschen, für Einbau der Buchse von ausserer/innerer Seite, montiert.	

Hver kobling består af: / Parts in a complete coupling: / Teile einer kompletten Kupplung

- 2 stk. flanger/2 Flanges/2 Flanschen
- 2 stk bøsninger/2 Bushes/2 Buchsen
- 1 stk. gummielement/1 Tyre/1 Reifen

Driftsfaktorer / Service factors / Belastungsfaktoren

Belastning Type of load Belastung	Drevne Driven Getriebenen	El-motorer turbiner Electrical motors, light turbines Elektrische Motoren, Turbinen	Forbrændings- motorer ≥ 4 cylindre Internal com- bustion engine ≥ 4 cylinders Verbrennungs- motoren ≥ 4 Zylinder	Forbrændings- motorer 1-3 cylindre internal com- bustion engine 1-3 cylinders Verbrennungs- motoren 1-3 Zylinder
Jævn ingen vibrationer Uniform No vibrations Gleichförmig Keine Vibrationen	Transportører, centrifugalpumper/-ventilatorer/-kompressor generatorer, dynamoer, omrører, luftfiltre Agitators, conveyors, centrifugal pumps and compressors, centrifugal fans, generators, air filters, dynamometers Förderanlagen, Zentrifugalpumpen/-ventilatoren/-kompressoren, Generatoren, Dynamomaschinen, Rührwerke, Luftfilter	1,0	1,5	2,0
Moderat Ingen vibrationer Moderate No vibrations Ungleichförmig Keine Vibrationen	Kraner og spil, kopelevatorer, tekstilmaskiner, blandere, trykkerimaskiner, savværksmaskiner, rotationspumper, omrører, værktøjsmaskiner, ventilator, skibsskruer Hoisting equipment, bucket elevators, textile machines, mixers, printing machinery, sawmill machinery, rotary pumps, marine propellers, ventilators, machine tools Kräne und Hubwerke, Aufzüge, Textilmaschinen, Rührwerke, Druckereimaschinen, Holzverarbeitungs- maschinen, Rotationsmaschinen, Rührwerke, Werkzeug- maschinen, Ventilatoren, Schiffsschrauben	1,5	2,0	2,5
Stor Vibrationer Substantial Vibrations Große Vibrationen	Kraner og spil, lette knusere og formalingsmaskiner, rotationsovne, trykkerimaskiner, uddybningsmaskiner, slibemaskiner, rotationskom- pressorer, stanse- og glittemaskiner” Hoisting equipment, calenders, crushers, dredgers, revolving furnaces, print presses, cutting presses, rotary compressors, grinders, cutting presses Kräne und Hubwerke, leichte Stampf- und Zermahlmaschinen, Rotationsöfen, Druckereimaschinen, Bagger, Schleifmaschinen, Rotationskompressoren, Glattmaschinen	2,0	2,5	3,0
Svær Stød og vibrationer Heavy Shocks and vibrations Stark ugleichmäßig Stöße und Schwingungen	Ekstrudering, gummiblandere, stempelkompressor, knusere, rystesigter Extruders, rubber mixers, reciprocating compressors, crushers, vibrating screens Extruder, Gummimischer, Stempelkompressoren, Brecher Rüttelsiebe	2,5	3,0	3,5

HØJELASTISKE DÆKKOBLINGER
HIGHLY ELASTIC TYRE COUPLINGS
HOHELASTISCHE REIFENKUPPLUNGEN



Koblingsstørrelse / Size of Coupling / Kupplungsgröße

Overførelstabel (KW) nominal effekt / Powerrating (KW) Nominal Power / Übertragbare Leistung (KW) Nennleistung

Omdr./min. r.p.m. U/Min.	40	50	60	70	80	90	100	110	120	140	160	200	240
100	0,31	0,76	1,33	2,30	3,44	5,07	6,12	7,29	10,58	21,20	44,10	88,20	176,00
200	0,62	1,52	2,66	4,60	6,88	10,14	12,20	14,58	21,20	42,30	88,20	176,00	353,00
300	0,93	2,28	3,79	6,90	10,32	15,20	18,40	21,90	31,70	63,50	132,00	265,00	529,00
400	1,24	3,04	5,32	9,20	13,76	20,30	24,50	29,20	42,30	84,70	176,00	353,00	706,00
500	1,55	3,80	6,65	11,50	17,20	25,40	30,60	36,50	52,90	106,00	221,00	441,00	882,00
720	2,23	5,47	9,58	16,60	24,80	36,50	44,10	52,50	76,20	152,00	318,00	635,00	1271,00
960	2,98	7,30	12,77	22,00	33,00	48,70	58,80	70,00	102,00	203,00	423,00	847,00	1694,00
1200	3,72	9,12	15,90	27,60	41,30	60,80	73,40	87,50	127,00	254,00	529,00	1059,00	
1440	4,46	10,94	19,10	33,10	49,50	73,00	88,10	105,00	152,00	305,00	635,00		
1600	4,96	12,16	21,20	36,80	55,00	81,10	97,90	117,00	169,00	339,00			
1800	5,58	13,68	23,90	41,40	61,90	91,30	110,00	131,00	190,00	381,00			
2000	6,20	15,20	26,60	46,00	68,80	101,00	122,00	146,00	212,00				
2200	6,82	16,70	29,30	50,60	75,70	112,00	135,00	160,00					
2400	7,44	18,20	31,90	55,20	82,60	122,00	147,00						
2600	8,06	19,80	34,60	59,80	89,40	132,00	159,00						
2880	8,93	21,90	38,30	66,20	99,00								
3000	9,30	22,80	39,90	69,00	103,00								
3600	11,16	27,40	47,90	82,80									
4000	12,40	30,40	53,20										



KÆDEHJUL FOR TAPER BØSNINGER

SPROCKETS FOR TAPER BUSHES

KETTENRÄDER FÜR TAPER BUCHSEN

Leveringsprogram	Side
Product Range	Page
Lieferprogramm	Seite
06B (3/8")	99
08B (1/2")	100
10B (5/8")	101
12B (3/4")	102
16B (1")	103
20B (1 1/4")	104
24B (1 1/2")	105

**Mål og materialeangivelser er med forbehold.
All dimensions and materials may be subject to change.
Mass- und Materialabweichungen vorbehalten.**

Leveringsprogram:

Kædehjul for Taper-Bøsninger passer til rullekæder i ISO/R 606, DIN 8187/8188, BS 22B, B29-1 og ANSI.
Andre typer kan leveres på bestilling.

Materialer:

Kædehjul til Taper Bøsninger er fremstillet af stål C45 og i henhold til DIN 17200, stål 52,3 eller støbejern GG 20-25 som specificeret i dette katalog, eller efter Deres ønske.

Teknologi:

Kædehjul for Taper Bøsninger er fremstillet efter den nyeste teknologi. Alle overflader er fuldt afdrejet og afgratet. Specielle udførelser efter Deres specifikationer.

Range:

Sprockets for Taper Bushes to suit roller chains conforming to ISO/R 606, DIN 8187/8188, BS 22B, B29-1 and ANSI.
Types not listed on request.

Materials:

Sprockets for Taper Bushes are made from steel C45 conforming to DIN 17200, steel St. 52-3 or Cast-iron Grade 220-260 as specified in this catalogue, or according to your specifications.

Technology:

Sprockets for Taper Bushes are all manufactured using the latest technology. All surfaces are fully machined and deburred. Special designs according to your specifications.

Lieferprogramm:

Kettenräder für Taper Buchsen für Rollenketten nach ISO/R 606, DIN 8187/8188, BS 22B, B29-1 und ANSI.
Nicht aufgeführte Typen auf Anfrage.

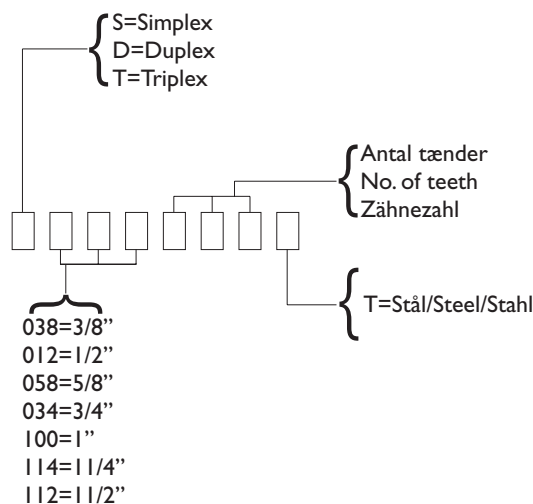
Materialien:

Kettenräder für Taper Buchsen werden in C45 Stahl nach DIN 17200 bzw. aus St. 52-3 oder Guss GG 20-25 gefertigt wie in diesem Katalog angegeben oder nach Ihrem Wunsch.

Technologie:

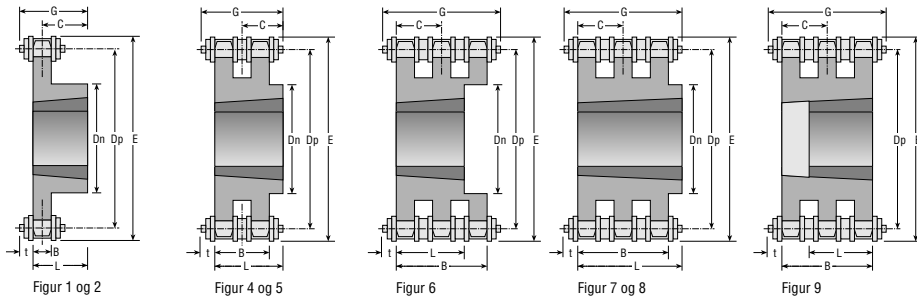
Kettenräder für Taper Buchsen werden nach neuester Technologie gefertigt. Alle Oberflächen sind gedreht und entgratet. Sonderanfertigungen nach Ihren Wünschen sind möglich.

Bestillingskode/Code key/Bestellungskode



3/8" X 7/32"
9,525 X 5,72 MM
Ø 6,35 MM

06B
3/8"



SIMPLEX B = 5,3

DUPLEX B = 15,4

TRIPLEX B = 25,6

Z	Best. nr. Part No. Best. Nr.	Bush	Fig.	Dn min	L	C	Best. nr. Part No. Best. Nr.	Bush	Fig.	Dn min	L	C	Best. nr. Part No. Best. Nr.	Bush	Fig.	Dn min	L	C	Dp	E	t
16	S038016T	1008	1	45	22	20	D038016T	1008	4	41	22	14,3	T038016T	1008	9	-	22	12,8	48,82	58	8
17	S038017T	1008	1	45	22	20	D038017T	1008	4	41	22	14,3	T038017T	1008	9	-	22	12,8	51,84	61	8
18	S038018T	1008	1	45	22	20	D038018T	1008	4	41	22	14,3	T038018T	1108	9	-	22	12,8	54,85	64	8
19	S038019T	1008	1	47	22	20	D038019T	1008	4	47	22	14,3	T038019T	1108	9	-	22	12,8	57,85	67	8
20	S038020T	1008	1	50	22	20	D038020T	1008	4	50	22	14,3	T038020T	1108	9	-	22	12,8	60,89	70	8
21	S038021T	1008	1	50	22	20	D038021T	1008	4	50	22	14,3	T038021T	1108	9	-	22	12,8	63,91	73	8
22	S038022T	1008	1	60	22	20	D038022T	1210	4	60	25	17,3	T038022T	1210	9	-	25	12,8	66,93	76	8
23	S038023T	1210	1	60	25	23	D038023T	1210	4	60	25	17,3	T038023T	1210	9	-	25	12,8	69,95	79	8
24	S038024T	1210	1	60	25	23	D038024T	1210	4	60	25	17,3	T038024T	1210	9	-	25	12,8	72,97	82	8
25	S038025T	1210	1	60	25	23	D038025T	1210	4	63	25	17,3	T038025T	1210	9	-	25	12,8	76,02	86	8
26	S038026T	1210	1	60	25	23	D038026T	1210	4	63	25	17,3	T038026T	1210	9	-	25	12,8	79,02	88	8
27	S038027T	1210	1	60	25	23	D038027T	1210	4	63	25	17,3	T038027T	1210	9	-	25	12,8	82,02	91	8
28	S038028T	1210	1	60	25	23	D038028T	1210	4	63	25	17,3	T038028T	1210	9	-	25	12,8	85,07	94	8
29	S038029T	1210	1	60	25	23	D038029T	1210	4	63	25	17,3	T038029T	1210	9	-	25	12,8	88,09	97	8
30	S038030T	1210	1	60	25	23	D038030T	1210	4	63	25	17,3	T038030T	1610	9	-	25	12,8	91,12	100	8
31	S038031T	1210	1	60	25	23	D038031T	1210	4	63	25	17,3	T038031T	1610	9	-	25	12,8	94,15	103	8
32	S038032T	1210	1	60	25	23	D038032T	1210	4	63	25	17,3	T038032T	1610	9	-	25	12,8	97,17	106	8
33	S038033T	1210	1	60	25	23	D038033T	1210	4	63	25	17,3	T038033T	1610	9	-	25	12,8	100,20	109	8
34	S038034T	1210	1	60	25	23	D038034T	1210	4	63	25	17,3	T038034T	1610	9	-	25	12,8	103,23	112	8
35	S038035T	1210	1	60	25	23	D038035T	1210	4	63	25	17,3	T038035T	1610	9	-	25	12,8	106,26	115	8
36	S038036T	1210	1	60	25	23	D038036T	1210	4	63	25	17,3	T038036T	1610	9	-	25	12,8	109,20	118	8
37	S038037T	1210	1	60	25	23	D038037T	1210	4	63	25	17,3	T038037T	1610	9	-	25	12,8	112,32	121	8
38	S038038T	1210	1	60	25	23	D038038T	1610	4	75	25	17,3	T038038T	1610	9	-	25	12,8	115,35	124	8
39	S038039T	1210	1	63	25	23	D038039T	1610	4	75	25	17,3	T038039T	1610	9	-	25	12,8	118,37	127	8
40	S038040T	1210	1	63	25	23	D038040T	1610	4	75	25	17,3	T038040T	1610	9	-	25	12,8	121,40	130	8
42	S038042T	1210	2	63	25	23	D038042T	1610	5	75	25	17,3	T038042T	1610	8	-	25	12,8	127,46	136	8
45	S038045T	1210	2	63	25	23	D038045T	1610	5	75	25	17,3	T038045T	1610	8	-	25	12,8	136,55	145	8
46	S038046T	1210	2	63	25	23	D038046T	1610	5	75	25	17,3	T038046T	1610	8	-	25	12,8	139,58	149	8
48	S038048T	1210	2	63	25	23	D038048T	1610	5	75	25	17,3	T038048T	1610	8	-	25	12,8	145,64	155	8
50	S038050T	1210	2	63	25	23	D038050T	1610	5	75	25	17,3	T038050T	1610	8	-	25	12,8	151,69	161	8
54	S038054T	1210	2	63	25	23	D038054T	1610	5	75	25	17,3	T038054T	1610	8	-	25	12,8	163,82	173	8
57	S038057T	1210	2	63	25	23	D038057T	1610	5	75	25	17,3	T038057T	1610	8	-	25	12,8	172,91	182	8
60	S038060T	1210	2	63	25	23	D038060T	1610	5	75	25	17,3	T038060T	1610	8	-	25	12,8	181,99	191	8
65	S038065T	1210	2	63	25	23	D038065T	1610	5	75	25	17,3	T038065T	1610	8	-	25	12,8	197,15	206	8
70	S038070T	1210	2	63	25	23	D038070T	1610	5	75	25	17,3	T038070T	1610	8	-	25	12,8	212,30	221	8
76	S038076T	1210	2	63	25	23	D038076T	1610	5	75	25	17,3	T038076T	1610	8	-	25	12,8	230,49	240	8
80	S038080T	1210	2	63	25	23	D038080T	1610	5	75	25	17,3	T038080T	1610	8	-	25	12,8	242,61	252	8
95	S038095T	1210	2	63	25	23	D038095T	1610	5	75	25	17,3	T038095T	1610	8	-	25	12,8	288,08	297	8
114	S038114T	1610	2	63	25	23	D038114T	2012	5	75	32	17,3	T038114T	2012	8	-	32	12,8	345,68	355	8

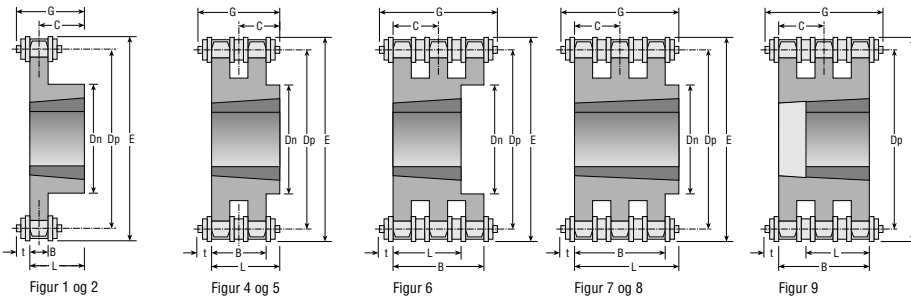
STØBTE KÆDEHJUL/CAST IRON SPROCKETS/RÄDER AUS GRAUGUSS

38	3S310038	1210	1	73	25	18,5	3D320038	1610	4	76	25	17,3	-	-	-	-	-	-	115,35	124	8
45	3S310045	1210	1	73	25	18,5	3D320045	1610	4	76	25	17,3	-	-	-	-	-	-	136,55	145	8
57	3S310057	1210	1	83	25	18,5	3D320057	1610	4	89	25	17,3	-	-	-	-	-	-	172,91	182	8
76	3S310076	1210	1	83	25	18,5	3D320076	1610	4	89	25	17,3	-	-	-	-	-	-	230,49	240	8



08B 1/2"

1/2" X 5/16"
12,7 X 7,75 MM
Ø 8,51 MM



SIMPLEX B = 7,2

DUPLEX B = 21

TRIPLEX B = 34,9

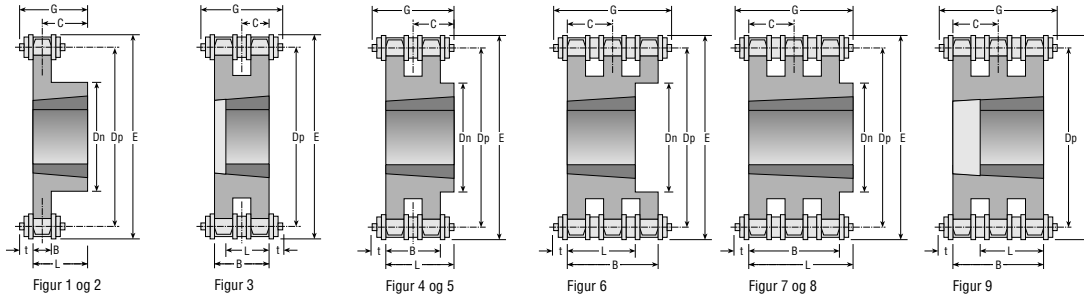
Z	Best. nr. Part No. Best. Nr.	Bush	Fig.	Dn min	L	C	Best. nr. Part No. Best. Nr.	Bush	Fig.	Dn min	L	C	Best. nr. Part No. Best. Nr.	Bush	Fig.	Dn min	L	C	Dp	E	t
15	S012015T	1008	1	46	22	19	D012015T	1008	4	48	22	11,5	T012015T	1008	9	-	22	17,4	61,09	73	9
16	S012016T	1108	1	50	22	19	D012016T	1008	4	50	22	11,5	T012016T	1008	9	-	22	17,4	65,10	77	9
17	S012017T	1210	1	60	25	22	D012017T	1210	4	56	25	14,5	T012017T	1210	9	-	25	17,4	69,11	81	9
18	S012018T	1210	1	60	25	22	D012018T	1210	4	56	25	14,5	T012018T	1210	9	-	25	17,4	73,14	85	9
19	S012019T	1210	1	63	25	22	D012019T	1210	4	64	25	14,5	T012019T	1210	9	-	25	17,4	77,16	89	9
20	S012020T	1210	1	63	25	22	D012020T	1210	4	64	25	14,5	T012020T	1210	9	-	25	17,4	81,19	93	9
21	S012021T	1610	1	71	25	22	D012021T	1610	4	71	25	14,5	T012021T	1610	9	-	25	17,4	85,22	98	9
22	S012022T	1610	1	71	25	22	D012022T	1610	4	71	25	14,5	T012022T	1610	9	-	25	17,4	89,24	102	9
23	S012023T	1610	1	76	25	22	D012023T	1610	4	79	25	14,5	T012023T	1610	9	-	25	17,4	93,27	106	9
24	S012024T	1610	1	76	25	22	D012024T	1610	4	79	25	14,5	T012024T	1610	9	-	25	17,4	97,29	110	9
25	S012025T	1610	1	76	25	22	D012025T	2012	4	87	32	21,5	T012025T	2012	6	87	32	17,4	101,33	114	9
26	S012026T	1610	1	76	25	22	D012026T	2012	4	87	32	21,5	T012026T	2012	6	87	32	17,4	105,36	118	9
27	S012027T	1610	1	76	25	22	D012027T	2012	4	87	32	21,5	T012027T	2012	6	90	32	17,4	109,40	122	9
28	S012028T	1610	1	76	25	22	D012028T	2012	4	87	32	21,5	T012028T	2012	6	90	32	17,4	113,42	126	9
29	S012029T	1610	1	76	25	22	D012029T	2012	4	87	32	21,5	T012029T	2012	6	90	32	17,4	117,46	130	9
30	S012030T	2012	1	90	32	29	D012030T	2012	4	87	32	21,5	T012030T	2012	6	90	32	17,4	121,50	134	9
31	S012031T	2012	1	90	32	29	D012031T	2012	4	90	32	21,5	T012031T	2012	6	90	32	17,4	125,54	138	9
32	S012032T	2012	1	90	32	29	D012032T	2012	4	90	32	21,5	T012032T	2012	6	90	32	17,4	129,56	142	9
33	S012033T	2012	1	90	32	29	D012033T	2012	4	90	32	21,5	T012033T	2012	6	90	32	17,4	133,60	146	9
34	S012034T	2012	1	90	32	29	D012034T	2012	4	90	32	21,5	T012034T	2012	6	90	32	17,4	137,64	150	9
35	S012035T	2012	1	90	32	29	D012035T	2012	4	90	32	21,5	T012035T	2517	7	110	45	17,4	141,68	154	9
36	S012036T	2012	1	90	32	29	D012036T	2012	4	90	32	21,5	T012036T	2517	7	110	45	17,4	145,72	158	9
37	S012037T	2012	1	90	32	29	D012037T	2012	4	90	32	21,5	T012037T	2517	7	110	45	17,4	149,76	162	9
38	S012038T	2012	1	90	32	29	D012038T	2012	4	90	32	21,5	T012038T	2517	7	110	45	17,4	153,80	166	9
40	S012040T	2012	1	90	32	29	D012040T	2012	4	90	32	21,5	T012040T	3020	8	130	51	17,4	161,87	174	9
42	S012042T	2517	2	110	45	41,5	D012042T	2517	5	110	45	34,5	T012042T	3020	8	130	51	17,4	169,95	182	9
45	S012045T	2517	2	110	45	41,5	D012045T	2517	5	110	45	34,5	T012045T	3020	8	130	51	17,4	182,07	195	9
46	S012046T	2517	2	110	45	41,5	D012046T	2517	5	110	45	34,5	T012046T	3020	8	130	51	17,4	186,10	199	9
48	S012048T	2517	2	110	45	41,5	D012048T	2517	5	110	45	34,5	T012048T	3020	8	130	51	17,4	194,18	207	9
50	S012050T	2517	2	110	45	41,5	D012050T	2517	5	110	45	34,5	T012050T	3020	8	130	51	17,4	202,26	215	9
54	S012054T	2517	2	110	45	41,5	D012054T	2517	5	110	45	34,5	T012054T	3020	8	130	51	17,4	218,43	231	9
57	S012057T	2517	2	110	45	41,5	D012057T	2517	4	110	45	34,5	T012057T	3020	8	130	51	17,4	230,54	243	9
60	S012060T	2517	2	110	45	41,5	D012060T	2517	5	110	45	34,5	T012060T	3020	8	130	51	17,4	242,66	255	9
65	S012065T	2517	2	110	45	41,5	D012065T	2517	5	110	45	34,5	T012065T	3020	8	130	51	17,4	262,82	275	9
70	S012070T	2517	2	110	45	41,5	D012070T	2517	5	110	45	34,5	T012070T	3020	8	130	51	17,4	283,07	296	9
76	S012076T	2517	2	110	45	41,5	D012076T	2517	5	110	45	34,5	T012076T	3020	8	130	51	17,4	307,33	320	9
80	S012080T	2517	2	110	45	41,5	D012080T	2517	5	110	45	34,5	T012080T	3020	8	160	51	17,4	323,48	336	9
95	S012095T	2517	2	110	45	41,5	D012095T	2517	5	110	45	34,5	T012095T	3020	8	160	51	17,4	384,11	397	9
114	S012114T	2517	2	110	45	41,5	D012114T	2517	5	110	45	34,5	T012114T	3020	8	160	51	17,4	460,90	473	9

STØBTE KÆDEHJUL/CAST IRON SPROCKETS/RÄDER AUS GRAUGUSS

38	3S410038	2012	1	102	32	24,1	3D420038	2012	4	102	32	21,5	-	-	-	-	-	-	153,80	166	9
45	3S410045	2012	1	111	32	24,1	3D420045	2012	4	102	32	21,5	-	-	-	-	-	-	182,07	195	9
57	3S410057	2012	1	111	32	24,1	3D420057	2012	4	102	32	21,5	-	-	-	-	-	-	230,54	243	9
76	3S410076	2012	1	111	32	24,1	3D420076	2012	4	102	32	21,5	-	-	-	-	-	-	307,33	320	9

5/8" X 3/8"
15,875 X 9,65 MM
Ø 10,16 MM

10B
5/8"



SIMPLEX B = 9,1

DUPLEX B = 25,5

TRIPLEX B = 42,1

Z	Best. nr. Part No. Best. Nr.	Bush	Fig.	Dn min	L	C	Best. nr. Part No. Best. Nr.	Bush	Fig.	Dn min	L	C	Best. nr. Part No. Best. Nr.	Bush	Fig.	Dn min	L	C	Dp	E	t
13	S058013T	1008	1	46	22	17,5	D058013T	1108	3	-	22	12,7	T058013T	1108	9	-	22	21	66,32	82	10
14	S058014T	1108	1	53	22	17,5	D058014T	1108	3	-	22	12,7	T058014T	1108	9	-	22	21	71,34	87	10
15	S058015T	1210	1	63	25	20,5	D058015T	1210	3	-	25	12,7	T058015T	1210	9	-	25	21	76,36	92	10
16	S058016T	1210	1	63	25	20,5	D058016T	1210	3	-	25	12,7	T058016T	1210	9	-	25	21	81,37	97	10
17	S058017T	1610	1	71	25	20,5	D058017T	1610	3	-	25	12,7	T058017T	1610	6	71	25	21	86,38	102	10
18	S058018T	1610	1	71	25	20,5	D058018T	1610	3	-	25	12,7	T058018T	1610	6	71	25	21	91,42	107	10
19	S058019T	1610	1	76	25	20,5	D058019T	1610	3	-	25	12,7	T058019T	1610	6	71	25	21	96,45	112	10
20	S058020T	1610	1	76	25	20,5	D058020T	1610	3	-	25	12,7	T058020T	1610	6	71	25	21	101,49	117	10
21	S058021T	1610	1	76	25	20,5	D058021T	1610	3	-	25	12,7	T058021T	1610	6	71	25	21	106,52	122	10
22	S058022T	1610	1	76	25	20,5	D058022T	1610	3	-	25	12,7	T058022T	1610	6	71	25	21	111,55	127	10
23	S058023T	1610	1	76	25	20,5	D058023T	1610	3	-	25	12,7	T058023T	1610	6	71	25	21	116,58	132	10
24	S058024T	1610	1	76	25	20,5	D058024T	1610	3	-	25	12,7	T058024T	2012	6	90	32	21	121,62	137	10
25	S058025T	2012	1	90	32	27,5	D058025T	2012	4	90	32	19,3	T058025T	2012	6	90	32	21	126,66	142	10
26	S058026T	2012	1	90	32	27,5	D058026T	2012	4	90	32	19,3	T058026T	2012	6	90	32	21	131,70	147	10
27	S058027T	2012	1	90	32	27,5	D058027T	2012	4	90	32	19,3	T058027T	2012	6	90	32	21	136,76	152	10
28	S058028T	2012	1	90	32	27,5	D058028T	2012	4	90	32	19,3	T058028T	2012	6	90	32	21	141,78	157	10
29	S058029T	2012	1	90	32	27,5	D058029T	2012	4	90	32	19,3	T058029T	2012	6	90	32	21	146,83	162	10
30	S058030T	2012	1	90	32	27,5	D058030T	2012	4	90	32	19,3	T058030T	2517	8	110	45	21	151,87	167	10
31	S058031T	2012	1	90	32	27,5	D058031T	2517	5	110	45	32,3	T058031T	2517	8	110	45	21	156,92	172	10
32	S058032T	2012	1	90	32	27,5	D058032T	2517	5	110	45	32,3	T058032T	2517	8	110	45	21	161,95	177	10
33	S058033T	2012	1	90	32	27,5	D058033T	2517	5	110	45	32,3	T058033T	2517	8	110	45	21	167,00	182	10
34	S058034T	2012	1	90	32	27,5	D058034T	2517	5	110	45	32,3	T058034T	2517	8	110	45	21	172,05	187	10
35	S058035T	2517	2	110	45	39,5	D058035T	2517	5	110	45	32,3	T058035T	2517	8	110	45	21	177,10	192	10
36	S058036T	2517	2	110	45	39,5	D058036T	2517	5	110	45	32,3	T058036T	2517	8	110	45	21	182,15	197	10
37	S058037T	2517	2	110	45	39,5	D058037T	2517	5	110	45	32,3	T058037T	2517	8	110	45	21	187,20	203	10
38	S058038T	2517	2	110	45	39,5	D058038T	2517	5	110	45	32,3	T058038T	2517	8	110	45	21	192,24	208	10
40	S058040T	2517	2	110	45	39,5	D058040T	2517	5	110	45	32,3	T058040T	2517	8	110	45	21	202,34	218	10
42	S058042T	2517	2	110	45	39,5	D058042T	2517	5	110	45	32,3	T058042T	2517	8	110	45	21	212,45	228	10
45	S058045T	2517	2	110	45	39,5	D058045T	2517	5	110	45	32,3	T058045T	2517	8	110	45	21	227,58	243	10
46	S058046T	2517	2	110	45	39,5	D058046T	3020	5	130	51	38,3	T058046T	3030	8	130	76	21	232,63	248	10
48	S058048T	2517	2	110	45	39,5	D058048T	3020	5	130	51	38,3	T058048T	3030	8	130	76	21	242,73	258	10
50	S058050T	2517	2	110	45	39,5	D058050T	3020	5	130	51	38,3	T058050T	3030	8	130	76	21	252,82	268	10
54	S058054T	3020	2	130	51	46,5	D058054T	3020	5	130	51	38,3	T058054T	3030	8	130	76	21	273,03	288	10
57	S058057T	3020	2	130	51	46,5	D058057T	3020	5	130	51	38,3	T058057T	3030	8	130	76	21	288,18	303	10
60	S058060T	3020	2	130	51	46,5	D058060T	3020	5	130	51	38,3	T058060T	3030	8	130	76	21	303,32	319	10
65	S058065T	3020	2	130	51	46,5	D058065T	3020	5	130	51	38,3	T058065T	3030	8	130	76	21	328,58	344	10
70	S058070T	3020	2	130	51	46,5	D058070T	3020	5	130	51	38,3	T058070T	3030	8	130	76	21	353,84	369	10
76	S058076T	3020	2	130	51	46,5	D058076T	3020	5	130	51	38,3	T058076T	3030	8	130	76	21	384,16	399	10
95	S058095T	3020	2	130	51	46,5	D058095T	3020	5	130	51	38,3	T058095T	3030	8	130	76	21	480,14	495	10
114	S058114T	3020	2	130	51	46,5	D058114T	3020	5	130	51	38,3	T058114T	3030	8	130	76	21	576,13	591	10

STØBTE KÆDEHJUL/CAST IRON SPROCKETS/RÄDER AUS GRAUGUSS

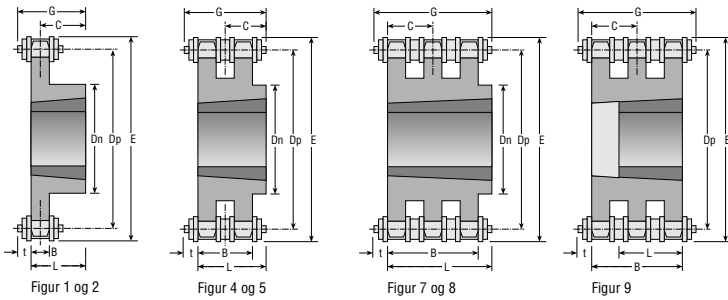
38	3S510038	2012	1	102	32	22,4	-	-	-	-	-	-	-	-	-	-	-	-	192,24	208	10
45	3S510045	2012	1	102	32	22,4	-	-	-	-	-	-	-	-	-	-	-	-	227,58	243	10
57	3S510057	2012	1	111	32	22,4	-	-	-	-	-	-	-	-	-	-	-	-	288,18	303	10
76	3S510076	2012	1	111	32	22,4	-	-	-	-	-	-	-	-	-	-	-	-	384,16	399	10



I2B

3/4"

3/4" X 7/16"
19,05 X 11,68 MM
Ø 12,07 MM



SIMPLEX B = 11,1

DUPLEX B = 30,3

TRIPLEX B = 49,8

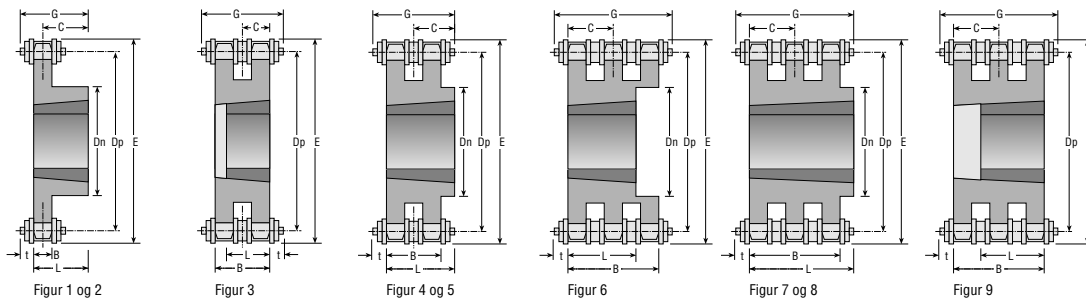
Z	Best. nr. Part No. Best. Nr.	Bush	Fig.	Dn min	L	C	Best. nr. Part No. Best. Nr.	Bush	Fig.	Dn min	L	C	Best. nr. Part No. Best. Nr.	Bush	Fig.	Dn min	L	C	Dp	E	t
13	S034013T	1210	1	63	25	19,5	D034013T	1215	4	60	38	23	T034013T	1215	9	-	38	24,9	79,69	97	11
14	S034014T	1210	1	63	25	19,5	D034014T	1215	4	60	38	23	T034014T	1215	9	-	38	24,9	85,61	103	11
15	S034015T	1610	1	71	25	19,5	D034015T	1615	4	72	38	23	T034015T	1615	9	-	38	24,9	91,63	109	11
16	S034016T	1610	1	71	25	19,5	D034016T	1615	4	72	38	23	T034016T	1615	9	-	38	24,9	97,65	115	11
17	S034017T	1610	1	76	25	19,5	D034017T	1615	4	80	38	23	T034017T	2012	9	-	32	24,9	103,67	121	11
18	S034018T	1610	1	76	25	19,5	D034018T	1615	4	80	38	23	T034018T	2012	9	-	32	24,9	109,71	127	11
19	S034019T	2012	1	90	32	27	D034019T	2012	4	90	32	17	T034019T	2012	9	-	32	24,9	115,75	133	11
20	S034020T	2012	1	90	32	27	D034020T	2012	4	90	32	17	T034020T	2012	9	-	32	24,9	121,78	139	11
21	S034021T	2517	1	108	45	38,5	D034021T	2517	4	108	45	29	T034021T	2517	9	-	45	24,9	127,82	145	11
22	S034022T	2517	1	108	45	38,5	D034022T	2517	4	108	45	29	T034022T	2517	9	-	45	24,9	133,86	151	11
23	S034023T	2517	1	110	45	38,5	D034023T	2517	4	110	45	29	T034023T	2517	9	-	45	24,9	139,90	157	11
24	S034024T	2517	1	110	45	38,5	D034024T	2517	4	110	45	29	T034024T	2517	9	-	45	24,9	145,94	163	11
25	S034025T	2517	1	110	45	38,5	D034025T	2517	4	110	45	29	T034025T	2517	9	-	45	24,9	152,00	169	11
26	S034026T	2517	1	110	45	38,5	D034026T	2517	4	110	45	29	T034026T	2517	9	-	45	24,9	158,04	175	11
27	S034027T	2517	1	110	45	38,5	D034027T	2517	4	110	45	29	T034027T	3020	7	130	51	24,9	164,09	181	11
28	S034028T	2517	1	110	45	38,5	D034028T	2517	4	110	45	29	T034028T	3020	7	130	51	24,9	170,13	187	11
29	S034029T	2517	1	110	45	38,5	D034029T	2517	4	110	45	29	T034029T	3020	8	130	51	24,9	176,19	193	11
30	S034030T	2517	1	110	45	38,5	D034030T	2517	4	110	45	29	T034030T	3020	8	130	51	24,9	182,25	199	11
31	S034031T	2517	2	110	45	38,5	D034031T	3020	5	130	51	36	T034031T	3030	8	130	76	24,9	188,31	205	11
32	S034032T	2517	2	110	45	38,5	D034032T	3020	5	130	51	36	T034032T	3030	8	130	76	24,9	194,36	211	11
33	S034033T	2517	2	110	45	38,5	D034033T	3020	5	130	51	36	T034033T	3030	8	130	76	24,9	200,40	217	11
34	S034034T	2517	2	110	45	38,5	D034034T	3020	5	130	51	36	T034034T	3030	8	130	76	24,9	206,46	223	11
35	S034035T	2517	2	110	45	38,5	D034035T	3020	5	130	51	36	T034035T	3030	8	130	76	24,9	212,52	230	11
36	S034036T	2517	2	110	45	38,5	D034036T	3020	5	130	51	36	T034036T	3030	8	130	76	24,9	218,58	236	11
37	S034037T	2517	2	110	45	38,5	D034037T	3020	5	130	51	36	T034037T	3030	8	130	76	24,9	224,64	242	11
38	S034038T	3020	2	130	51	45,5	D034038T	3020	5	130	51	36	T034038T	3020	8	130	76	24,9	230,69	248	11
40	S034040T	3020	2	130	51	45,5	D034040T	3020	5	130	51	36	T034040T	3030	8	130	76	24,9	242,81	260	11
42	S034042T	3020	2	130	51	45,5	D034042T	3020	5	130	51	36	T034042T	3030	8	130	76	24,9	254,93	272	11
45	S034045T	3020	2	130	51	45,5	D034045T	3020	5	130	51	36	T034045T	3030	8	130	76	24,9	273,10	290	11
46	S034046T	3020	2	130	51	45,5	D034046T	3020	5	130	51	36	T034046T	3030	8	130	76	24,9	279,16	296	11
48	S034048T	3020	2	130	51	45,5	D034048T	3020	5	130	51	36	T034048T	3030	8	130	76	24,9	291,27	308	11
50	S034050T	3020	2	130	51	45,5	D034050T	3020	5	130	51	36	T034050T	3030	8	130	76	24,9	303,39	320	11
54	S034054T	3020	2	130	51	45,5	D034054T	3020	5	130	51	36	T034054T	3030	8	130	76	24,9	327,64	345	11
57	S034057T	3020	2	130	51	45,5	D034057T	3020	5	130	51	36	T034057T	3030	8	130	76	24,9	345,81	363	11
60	S034060T	3020	2	130	51	45,5	D034060T	3020	5	130	51	36	T034060T	3030	8	130	76	24,9	363,99	381	11
65	S034065T	3020	2	130	51	45,5	D034065T	3020	5	130	51	36	T034065T	3030	8	130	76	24,9	394,29	411	11
70	S034070T	3020	2	130	51	45,5	D034070T	3020	5	130	51	36	T034070T	3030	8	130	76	24,9	424,60	442	11
76	S034076T	3020	2	130	51	45,5	D034076T	3020	5	130	51	36	T034076T	3030	8	130	76	24,9	460,99	478	11
95	S034095T	3020	2	130	51	45,5	D034095T	3020	5	130	51	36	T034095T	3030	8	130	76	24,9	576,17	594	11
114	S034114T	3020	2	130	51	45,5	D034114T	3020	5	130	51	36	T034114T	3030	8	130	76	24,9	691,36	708	11

STØBTE KÆDEHJUL/CAST IRON SPROCKETS/RÄDER AUS GRAUGUSS

27	3S610027	2517	1	124	45	33,3	-	-	-	-	-	-	-	-	-	-	-	-	164,09	181	11
30	3S610030	2517	1	124	45	33,3	-	-	-	-	-	-	-	-	-	-	-	-	182,25	199	11
38	3S610038	2517	1	124	45	33,3	3D620038	3020	4	143	51	36	-	-	-	-	-	-	230,69	248	11
45	3S610045	2517	1	124	45	33,3	3D620045	3020	4	143	51	36	-	-	-	-	-	-	273,10	290	11
57	3S610057	2517	1	124	45	33,3	3D620057	3020	4	143	51	36	-	-	-	-	-	-	345,81	363	11
76	3S610076	2517	1	124	45	33,3	3D620076	3020	4	143	51	36	-	-	-	-	-	-	460,99	478	11

1" X 17,02 MM
25,4 X 17,02 MM
Ø 15,88 MM

16B
1"



SIMPLEX B = 16,2

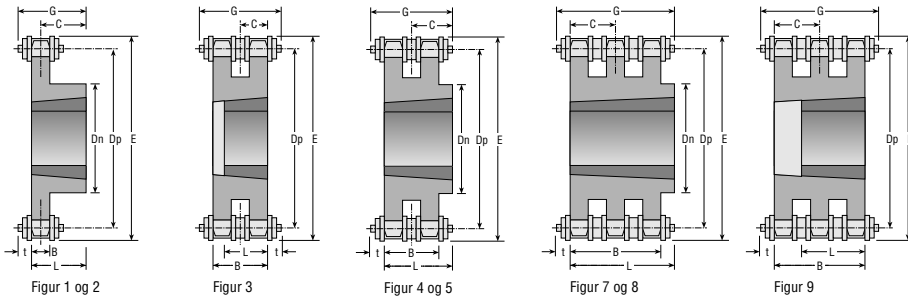
DUPLEX B = 47,7

TRIPLEX B = 79,6

Z	Best. nr. Part No. Best. Nr.	Bush	Fig.	Dn min	L	C	Best. nr. Part No. Best. Nr.	Bush	Fig.	Dn min	L	C	Best. nr. Part No. Best. Nr.	Bush	Fig.	Dn min	L	C	Dp	E	t
13	S100013T	1615	1	73	38	30	D100013T	1615	3	-	38	23,8	T100013T	1615	9	-	38	39,8	106,12	128	17
14	S100014T	1615	1	73	38	30	D100014T	1615	3	-	38	23,8	T100014T	1615	9	-	38	39,8	114,15	136	17
15	S100015T	1615	1	76	38	30	D100015T	2012	3	-	32	23,8	T100015T	1615	9	-	38	39,8	122,17	144	17
16	S100016T	1615	1	76	38	30	D100016T	2012	3	-	32	23,8	T100016T	2517	9	-	45	39,8	130,20	152	17
17	S100017T	2012	1	90	32	24	D100017T	2517	3	-	45	23,8	T100017T	2517	9	-	45	39,8	138,22	160	17
18	S100018T	2012	1	90	32	24	D100018T	2517	3	-	45	23,8	T100018T	2517	9	-	45	39,8	146,28	168	17
19	S100019T	2517	1	110	45	36	D100019T	2517	3	-	45	23,8	T100019T	3030	9	-	76	39,8	154,33	176	17
20	S100020T	2517	1	110	45	36	D100020T	2517	3	-	45	23,8	T100020T	3030	9	-	76	39,8	162,38	184	17
21	S100021T	2517	1	110	45	36	D100021T	3020	4	130	51	27,2	T100021T	3030	6	130	76	39,8	170,43	192	17
22	S100022T	2517	1	110	45	36	D100022T	3020	5	130	51	27,2	T100022T	3030	6	130	76	39,8	178,48	200	17
23	S100023T	2517	1	110	45	36	D100023T	3020	5	130	51	27,2	T100023T	3535	7	160	89	39,8	186,53	209	17
24	S100024T	2517	1	110	45	36	D100024T	3020	5	130	51	27,2	T100024T	3535	7	160	89	39,8	194,59	217	17
25	S100025T	2517	2	110	45	36	D100025T	3020	5	130	51	27,2	T100025T	3535	7	160	89	39,8	202,66	225	17
26	S100026T	2517	2	110	45	36	D100026T	3020	5	130	51	27,2	T100026T	3535	8	160	89	39,8	210,72	233	17
27	S100027T	2517	2	110	45	36	D100027T	3020	5	130	51	27,2	T100027T	3535	8	160	89	39,8	218,79	241	17
28	S100028T	2517	2	110	45	36	D100028T	3020	5	130	51	27,2	T100028T	3535	8	160	89	39,8	226,85	249	17
29	S100029T	2517	2	110	45	36	D100029T	3020	5	130	51	27,2	T100029T	3535	8	160	89	39,8	234,92	257	17
30	S100030T	3020	2	130	51	43	D100030T	3030	5	130	76	52,2	T100030T	3535	8	160	89	39,8	243,00	265	17
31	S100031T	3020	2	130	51	43	D100031T	3030	5	130	76	52,2	T100031T	3535	8	160	89	39,8	251,08	273	17
32	S100032T	3020	2	130	51	43	D100032T	3030	5	130	76	52,2	T100032T	3535	8	160	89	39,8	259,13	281	17
33	S100033T	3020	2	130	51	43	D100033T	3030	5	130	76	52,2	T100033T	3535	8	160	89	39,8	267,21	289	17
34	S100034T	3020	2	130	51	43	D100034T	3030	5	130	76	52,2	T100034T	3535	8	160	89	39,8	275,28	297	17
35	S100035T	3020	2	130	51	43	D100035T	3030	5	130	76	52,2	T100035T	3535	8	160	89	39,8	283,36	305	17
36	S100036T	3020	2	130	51	43	D100036T	3030	5	130	76	52,2	T100036T	3535	8	160	89	39,8	291,44	313	17
37	S100037T	3020	2	130	51	43	D100037T	3030	5	130	76	52,2	T100037T	3535	8	160	89	39,8	299,51	322	17
38	S100038T	3020	2	130	51	43	D100038T	3030	5	130	76	52,2	T100038T	3535	8	160	89	39,8	307,59	330	17
40	S100040T	3020	2	130	51	43	D100040T	3030	5	130	76	52,2	T100040T	3535	8	160	89	39,8	323,75	346	17
42	S100042T	3020	2	130	51	43	D100042T	3030	5	130	76	52,2	T100042T	3535	8	160	89	39,8	339,90	362	17
45	S100045T	3020	2	130	51	43	D100045T	3030	5	130	76	52,2	T100045T	4040	8	200	102	39,8	364,13	386	17
46	S100046T	3020	2	130	51	43	D100046T	3030	5	130	76	52,2	T100046T	4040	8	200	102	39,8	372,21	394	17
48	S100048T	3020	2	130	51	43	D100048T	3030	5	130	76	52,2	T100048T	4040	8	200	102	39,8	388,36	410	17
50	S100050T	3020	2	130	51	43	D100050T	3030	5	130	76	52,2	T100050T	4040	8	200	102	39,8	404,52	427	17
54	S100054T	3020	2	130	51	43	D100054T	3030	5	130	76	52,2	T100054T	4040	8	200	102	39,8	436,85	459	17
57	S100057T	3020	2	130	51	43	D100057T	3535	5	160	89	65,2	T100057T	4040	8	200	102	39,8	461,07	483	17
60	S100060T	3020	2	130	51	43	D100060T	3535	5	160	89	65,2	T100060T	4040	8	200	102	39,8	485,32	507	17
65	S100065T	3020	2	130	51	43	D100065T	3535	5	160	89	65,2	T100065T	4040	8	200	102	39,8	525,73	548	17
70	S100070T	3020	2	130	51	43	D100070T	3535	5	160	89	65,2	T100070T	4040	8	200	102	39,8	566,14	588	17
76	S100076T	3020	2	130	51	43	D100076T	3535	5	160	89	65,2	T100076T	4040	8	200	102	39,8	614,65	637	17
95	S100095T	3020	2	130	51	43	D100095T	3535	5	160	89	65,2	T100095T	4040	8	200	102	39,8	768,22	790	17
114	S100114T	3020	2	130	51	43	D100114T	3535	5	160	89	65,2	T100114T	4040	8	200	102	39,8	921,81	944	17

STØBTE KÆDEHJUL/CAST IRON SPROCKETS/RÅDER AUS GRAUGUSS

27	3S810027	2517	1	124	45	32,1	-	-	-	-	-	-	-	-	-	-	-	-	-	-	218,79	241	17	
30	3S810030	3020	1	159	51	38,1	3D820030	3020	4	159	51	27,2	-	-	-	-	-	-	-	-	-	243,00	265	17
38	3S810038	3020	1	159	51	38,1	3D820038	3030	4	146	76	52,2	3T830038	3535	7	178	89	39,8	-	-	-	307,59	330	17
45	3S810045	3020	1	159	51	38,1	3D820045	3030	4	159	76	52,2	3T830045	4040	7	216	102	39,8	-	-	-	364,13	386	17
57	3S810057	3020	1	159	51	38,1	3D820057	3535	4	178	89	65,2	3T830057	4040	7	216	102	39,8	-	-	-	461,07	483	17
76	3S810076	3020	1	159	51	38,1	3D820076	3535	4	178	89	65,2	-	-	-	-	-	-	-	-	-	614,65	637	17



SIMPLEX B = 18,5

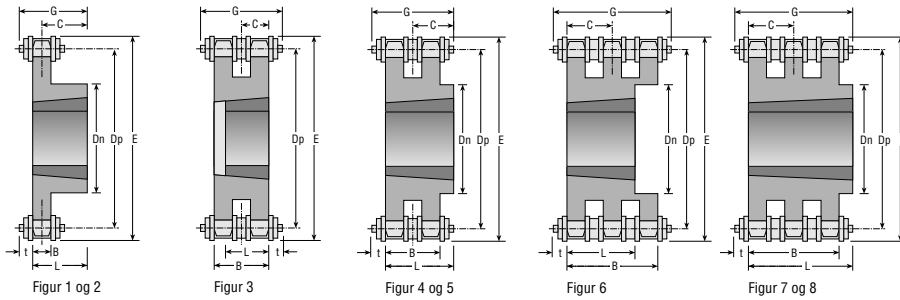
DUPLEX B = 54,6

TRIPLEX B = 91,0

Z	Best. nr. Part No. Best. Nr.	Bush	Fig.	Dn min	L	C	Best. nr. Part No. Best. Nr.	Bush	Fig.	Dn min	L	C	Best. nr. Part No. Best. Nr.	Bush	Fig.	Dn min	L	C	Dp	E	t
13	SI14013T	2012	1	90	32	23	DI14013T	2012	3	-	32	27,3	TI14013T	2525	9	-	64	45,5	132,65	160	20
14	SI14014T	2012	1	100	32	23	DI14014T	2012	3	-	32	27,3	TI14014T	2525	9	-	64	45,5	142,68	170	20
15	SI14015T	2517	1	110	45	35	DI14015T	3020	4	110	64	36,7	TI14015T	3030	9	-	76	45,5	152,72	180	20
16	SI14016T	2517	1	110	45	35	DI14016T	3020	4	110	64	36,7	TI14016T	3030	9	-	76	45,5	162,75	190	20
17	SI14017T	2517	1	110	45	35	DI14017T	3020	4	110	64	36,7	TI14017T	3030	9	-	76	45,5	172,78	200	20
18	SI14018T	2517	1	110	45	35	DI14018T	3020	5	110	64	36,7	TI14018T	3535	9	-	89	45,5	182,85	210	20
19	SI14019T	2517	1	110	45	35	DI14019T	3030	5	130	76	48,7	TI14019T	3535	9	-	89	45,5	192,91	220	20
20	SI14020T	2517	1	115	45	35	DI14020T	3030	5	130	76	48,7	TI14020T	3535	9	-	89	45,5	202,98	230	20
21	SI14021T	2517	1	115	45	35	DI14021T	3030	5	130	76	48,7	TI14021T	3535	9	-	89	45,5	213,04	240	20
22	SI14022T	3020	2	130	51	42	DI14022T	3030	5	130	76	48,7	TI14022T	3535	9	-	89	45,5	223,11	250	20
23	SI14023T	3020	2	130	51	42	DI14023T	3030	5	130	76	48,7	TI14023T	3535	9	-	89	45,5	233,17	260	20
24	SI14024T	3020	2	130	51	42	DI14024T	3030	5	130	76	48,7	TI14024T	3535	9	-	89	45,5	243,23	270	20
25	SI14025T	3020	2	130	51	42	DI14025T	3030	5	130	76	48,7	TI14025T	3535	9	-	89	45,5	253,33	280	20
26	SI14026T	3020	2	130	51	42	DI14026T	3030	5	130	76	48,7	TI14026T	3535	9	-	89	45,5	263,40	290	20
27	SI14027T	3020	2	130	51	42	DI14027T	3030	5	130	76	48,7	TI14027T	3535	9	-	89	45,5	273,49	300	20
28	SI14028T	3020	2	130	51	42	DI14028T	3030	5	130	76	48,7	TI14028T	3535	9	-	89	45,5	283,56	311	20
29	SI14029T	3020	2	130	51	42	DI14029T	3030	5	130	76	48,7	TI14029T	3535	9	-	89	45,5	293,65	321	20
30	SI14030T	3020	2	130	51	42	DI14030T	3030	5	130	76	48,7	TI14030T	4040	8	200	102	45,5	303,75	331	20
31	SI14031T	3020	2	130	51	42	DI14031T	3030	5	130	76	48,7	TI14031T	4040	8	200	102	45,5	313,85	341	20
32	SI14032T	3020	2	130	51	42	DI14032T	3030	5	130	76	48,7	TI14032T	4040	8	200	102	45,5	323,91	351	20
33	SI14033T	3020	2	130	51	42	DI14033T	3030	5	130	76	48,7	TI14033T	4040	8	200	102	45,5	334,01	361	20
34	SI14034T	3020	2	130	51	42	DI14034T	3030	5	130	76	48,7	TI14034T	4040	8	200	102	45,5	344,10	371	20
35	SI14035T	3020	2	130	51	42	DI14035T	3030	5	130	76	48,7	TI14035T	4040	8	200	102	45,5	354,20	381	20
36	SI14036T	3020	2	130	51	42	DI14036T	3030	5	130	76	48,7	TI14036T	4040	8	200	102	45,5	364,30	391	20
37	SI14037T	3020	2	130	51	42	DI14037T	3030	5	130	76	48,7	TI14037T	4040	8	200	102	45,5	374,39	401	20
38	SI14038T	3020	2	130	51	42	DI14038T	3535	5	160	89	61,7	TI14038T	4545	8	250	115	45,5	384,49	411	20
40	SI14040T	3020	2	130	51	42	DI14040T	3535	5	160	89	61,7	TI14040T	4545	8	250	115	45,5	404,68	432	20
42	SI14042T	3020	2	130	51	42	DI14042T	3535	5	160	89	61,7	TI14042T	4545	8	250	115	45,5	424,88	452	20
45	SI14045T	3020	2	130	51	42	DI14045T	4040	5	200	102	74,7	TI14045T	4545	8	250	115	45,5	455,17	482	20
46	SI14046T	3020	2	130	51	42	DI14046T	4040	5	200	102	74,7	TI14046T	5050	8	280	127	45,5	465,26	492	20
48	SI14048T	3020	2	130	51	42	DI14048T	4040	5	200	102	74,7	TI14048T	5050	8	280	127	45,5	485,46	512	20
50	SI14050T	3020	2	130	51	42	DI14050T	4040	5	200	102	74,7	TI14050T	5050	8	280	127	45,5	505,65	533	20
54	SI14054T	3020	2	130	51	42	DI14054T	4040	5	200	102	74,7	TI14054T	5050	8	280	127	45,5	546,07	573	20
57	SI14057T	3020	2	130	51	42	DI14057T	4040	5	200	102	74,7	TI14057T	5050	8	280	127	45,5	576,36	603	20
60	SI14060T	3020	2	130	51	42	DI14060T	4040	5	200	102	74,7	TI14060T	5050	8	280	127	45,5	606,65	634	20
65	SI14065T	3020	2	130	51	42	DI14065T	4040	5	200	102	74,7	TI14065T	5050	8	280	127	45,5	657,16	684	20
70	SI14070T	3020	2	130	51	42	DI14070T	4040	5	200	102	74,7	TI14070T	5050	8	280	127	45,5	707,67	735	20
76	SI14076T	3020	2	130	51	42	DI14076T	4040	5	200	102	74,7	TI14076T	5050	8	280	127	45,5	768,32	795	20
95	SI14095T	3020	2	130	51	42	DI14095T	4040	5	200	102	74,7	TI14095T	5050	8	280	127	45,5	960,28	987	20
114	SI14114T	3020	2	130	51	42	DI14114T	4040	5	200	102	74,7	TI14114T	5050	8	280	127	45,5	1152,26	1179	20

1 1/2" X 1"
38,1 X 25,4 MM
Ø 25,4 MM

24B
1 1/2"



SIMPLEX B = 24,1

DUPLEX B = 72,0

TRIPLEX B = 120,3

Z	Best. nr. Part No. Best. Nr.	Bush	Fig.	Dn min	L	C	Best. nr. Part No. Best. Nr.	Bush	Fig.	Dn min	L	C	Best. nr. Part No. Best. Nr.	Bush	Fig.	Dn min	L	C	Dp	E	t
13	SI12013T	2517	1	110	45	32	DI12013T	2517	3	-	45	36	TI12013T	2525	6	110	64	60	159,18	193	27
14	SI12014T	2517	1	110	45	32	DI12014T	2517	3	-	45	36	TI12014T	2525	6	110	64	60	171,22	205	27
15	SI12015T	3020	1	130	51	39	DI12015T	3020	3	-	51	36	TI12015T	3030	6	130	76	60	183,26	217	27
16	SI12016T	3020	2	130	51	39	DI12016T	3020	3	-	51	36	TI12016T	3030	6	130	76	60	195,30	229	27
17	SI12017T	3535	1	160	89	77	DI12017T	3535	4	160	89	53	TI12017T	3535	6	160	89	60	207,34	241	27
18	SI12018T	3535	2	160	89	77	DI12018T	3535	5	160	89	53	TI12018T	3535	6	160	89	60	219,42	253	27
19	SI12019T	3535	2	160	89	77	DI12019T	3535	5	160	89	53	TI12019T	3535	6	160	89	60	231,49	265	27
20	SI12020T	3535	2	160	89	77	DI12020T	3535	5	160	89	53	TI12020T	3535	6	160	89	60	243,57	278	27
21	SI12021T	3535	2	160	89	77	DI12021T	3535	5	160	89	53	TI12021T	3535	6	160	89	60	255,65	290	27
22	SI12022T	3535	2	160	89	77	DI12022T	3535	5	160	89	53	TI12022T	3535	6	160	89	60	267,73	302	27
23	SI12023T	3535	2	160	89	77	DI12023T	3535	5	160	89	53	TI12023T	4040	6	200	102	60	279,80	314	27
24	SI12024T	3535	2	160	89	77	DI12024T	3535	5	160	89	53	TI12024T	4040	6	200	102	60	291,88	326	27
25	SI12025T	3535	2	160	89	77	DI12025T	4040	5	200	102	66	TI12025T	4040	6	200	102	60	304,00	338	27
26	SI12026T	3535	2	160	89	77	DI12026T	4040	5	200	102	66	TI12026T	4040	6	200	102	60	316,08	350	27
27	SI12027T	3535	2	160	89	77	DI12027T	4040	5	200	102	66	TI12027T	4040	6	200	102	60	328,19	362	27
28	SI12028T	3535	2	160	89	77	DI12028T	4040	5	200	102	66	TI12028T	4040	6	200	102	60	340,27	374	27
29	SI12029T	3535	2	160	89	77	DI12029T	4040	5	200	102	66	TI12029T	4040	6	200	102	60	352,38	386	27
30	SI12030T	3535	2	160	89	77	DI12030T	4040	5	200	102	66	TI12030T	4545	6	230	115	60	364,50	399	27
31	SI12031T	3535	2	160	89	77	DI12031T	4040	5	200	102	66	TI12031T	4545	6	230	115	60	376,62	411	27
32	SI12032T	3535	2	160	89	77	DI12032T	4040	5	200	102	66	TI12032T	4545	6	230	115	60	388,69	423	27
33	SI12033T	3535	2	160	89	77	DI12033T	4040	5	200	102	66	TI12033T	4545	6	230	115	60	400,81	435	27
34	SI12034T	3535	2	160	89	77	DI12034T	4040	5	200	102	66	TI12034T	4545	6	230	115	60	412,93	447	27
35	SI12035T	3535	2	160	89	77	DI12035T	4040	5	200	102	66	TI12035T	4545	6	230	115	60	425,04	459	27
36	SI12036T	3535	2	160	89	77	DI12036T	4040	5	200	102	66	TI12036T	4545	6	230	115	60	437,16	471	27
37	SI12037T	3535	2	160	89	77	DI12037T	4040	5	200	102	66	TI12037T	4545	6	230	115	60	449,27	483	27
38	SI12038T	4040	2	200	102	90	DI12038T	4545	5	230	115	79	TI12038T	4545	6	230	115	60	461,39	495	27
40	SI12040T	4040	2	200	102	90	DI12040T	4545	5	230	115	79	TI12040T	5050	8	280	127	60	485,62	520	27
42	SI12042T	4040	2	200	102	90	DI12042T	4545	5	230	115	79	TI12042T	5050	8	280	127	60	509,85	544	27
45	SI12045T	4040	2	200	102	90	DI12045T	4545	5	230	115	79	TI12045T	5050	8	280	127	60	546,20	580	27
46	SI12046T	4040	2	200	102	90	DI12046T	4545	5	230	115	79	TI12046T	5050	8	280	127	60	558,32	592	27
48	SI12048T	4040	2	200	102	90	DI12048T	4545	5	230	115	79	TI12048T	5050	8	280	127	60	582,55	617	27
50	SI12050T	4040	2	200	102	90	DI12050T	4545	5	230	115	79	TI12050T	5050	8	280	127	60	606,78	641	27
54	SI12054T	4545	2	230	115	103	DI12054T	5050	5	250	127	91	TI12054T	5050	8	280	127	60	655,28	689	27
57	SI12057T	4545	2	230	115	103	DI12057T	5050	5	250	127	91	TI12057T	5050	8	280	127	60	691,63	726	27
60	SI12060T	4545	2	230	115	103	DI12060T	5050	5	250	127	91	TI12060T	5050	8	280	127	60	727,97	762	27
65	SI12065T	4545	2	230	115	103	DI12065T	5050	5	250	127	91	TI12065T	5050	8	280	127	60	788,59	823	27
70	SI12070T	4545	2	230	115	103	DI12070T	5050	5	250	127	91	TI12070T	5050	8	280	127	60	849,21	883	27
76	SI12076T	4545	2	230	115	103	DI12076T	5050	5	250	127	91	TI12076T	5050	8	280	127	60	921,98	956	27
95	SI12095T	4545	2	230	115	103	DI12095T	5050	5	250	127	91	TI12095T	5050	8	280	127	60	1152,33	1186	27



NAV- OG PLADEKÆDEHJUL

SPROCKETS AND PLATE WHEELS

KETTENRÄDER UND KETTENRADSCHIEBEN

Leveringsprogram

Product Range

Lieferprogramm

Side

Page

Seite

Pladekædehjul/Plate Wheels/Kettenradscheiben

06A (3/8")	109
08A (1/2")	110
10A (5/8")	111
12A (3/4")	112
16A (1")	113
20A (1 1/4")	114
24A (1 1/2")	115

Navkædehjul/Sprockets/Kettenräder

05B (8 mm)	116
06B (3/8")	117
08B (1/2")	118
10B (5/8")	119
12B (3/4")	120
16B (1")	121
20B (1 1/4")	122
24B (1 1/2")	123

Dobbelt for to simplex rullekæder / Double for two simplex roller chains/ Doppel für zwei simplex Rollenketten	124
---	-----

Mål og materialeangivelser er med forbehold.
All dimensions and materials may be subject to change.
Mass- und Materialabweichungen vorbehalten.

Leveringsprogram:

Kædehjul med forboring passer til rullekæder i ISO/R 606, DIN 8187/8188, BS 22B, B29-1 og ANSI.
Yderligere modeller efter ønske.

Materialer:

Kædehjul med forboring er fremstillet af stål C45 og i overensstemmelse med DIN 17200, stål 52,3 eller støbejern GG 20-25 som specificeret i dette katalog, eller efter Deres ønske.

Teknologi:

Kædehjul med forboring er fremstillet efter den nyeste teknologi. Alle overflader er fuldt afdrejet og afgratet. Boringer, noter, gevind og specielle udførelser efter Deres specifikationer.

Range:

Sprockets with pilot bore to suit roller chains conforming to ISO/R 606, DIN 8187/8188, BS 22B, B29-1 and ANSI.
Types not listed on request.

Materials:

Sprockets with pilot bore are made from steel C45 conforming to DIN 17200, steel St. 52-3 or Cast iron Grade 220-260 as specified in this catalogue, or according to your specifications.

Technology:

Sprockets with pilot bore are all manufactured using the latest technology. All surfaces are fully machined and deburred. Tolerance bores, key-ways, setscrews and special designs according to your specifications.

Lieferprogramm:

Kettenräder mit Vorbohrung für Rollenketten nach ISO/R 606, DIN 8187/8188, BS 22B, B29-1 und ANSI.
Nicht aufgeführte Typen auf Anfrage.

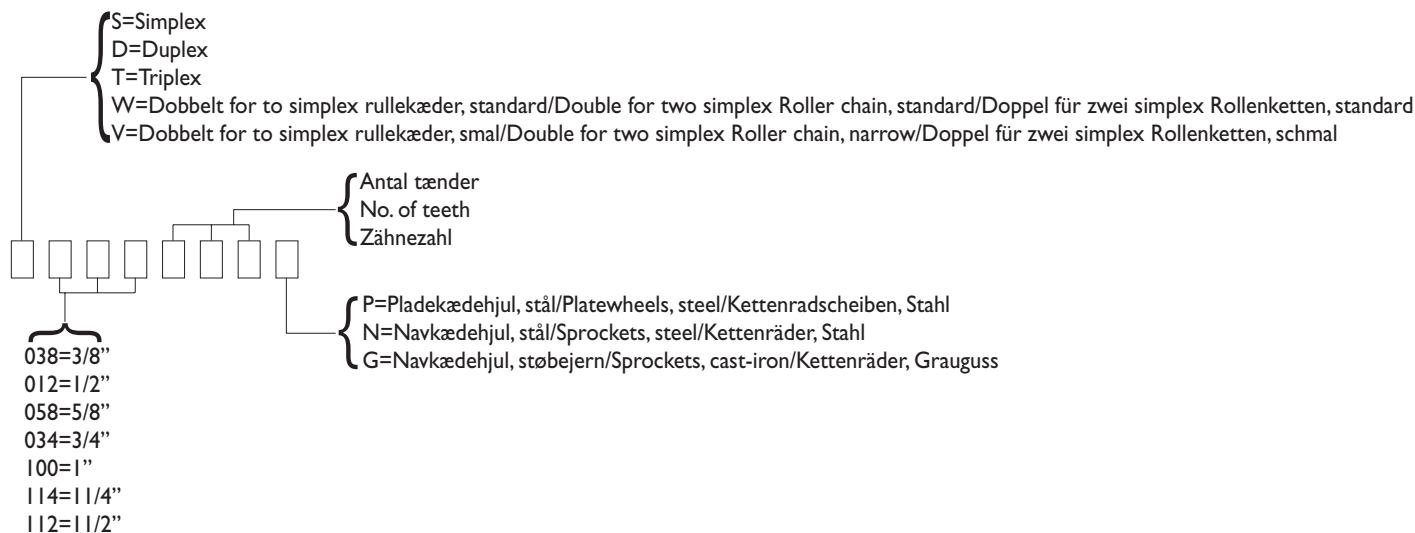
Materialien:

Kettenräder mit Vorbohrung werden in C45 Stahl nach DIN 17200 bzw. aus St. 52-3 oder Guss GG 20-25 gefertigt wie in diesem Katalog angegeben oder nach Ihrem Wunsch.

Technologie:

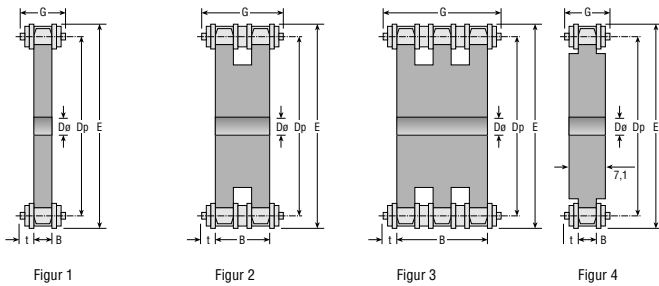
Kettenräder mit Vorbohrung werden nach neusterer Technologie gefertigt. Alle Oberflächen sind gedreht und entgratet. Bohrungen, Keilnuten, Gewindebohrungen und Sonderanfertigungen nach Ihren Wünschen sind möglich.

Bestillingskode/Code key/Bestellungskode



3/8" X 7/32"
9,525 X 5,72 MM
Ø 6,35 MM

06A
3/8"

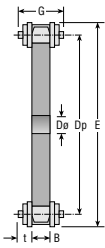


SIMPLEX B = 5,3

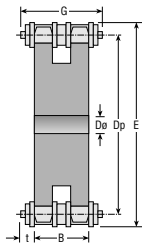
DUPLEX B = 15,4

TRIPLEX B = 25,6

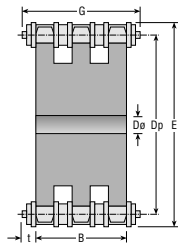
Z	Best. nr. Part No Best. Nr.	Fig.	Dø	Best. nr. Part No Best. Nr.	Fig.	Dø	Best. nr. Part No Best. Nr.	Fig.	Dø	Dp	E	t
8	S038008P	1	6	D038008P	2	6	T038008P	3	6	24,89	35	8
9	S038009P	1	8	D038009P	2	8	T038009P	3	8	27,85	37	8
10	S038010P	1	8	D038010P	2	8	T038010P	3	10	30,82	40	8
11	S038011P	1	8	D038011P	2	10	T038011P	3	10	33,80	43	8
12	S038012P	1	8	D038012P	2	10	T038012P	3	10	36,80	46	8
13	S038013P	1	8	D038013P	2	10	T038013P	3	10	39,79	49	8
14	S038014P	1	8	D038014P	2	10	T038014P	3	12	42,80	52	8
15	S038015P	1	8	D038015P	2	10	T038015P	3	12	45,81	55	8
16	S038016P	1	10	D038016P	2	12	T038016P	3	12	48,82	58	8
17	S038017P	1	10	D038017P	2	12	T038017P	3	12	51,83	61	8
18	S038018P	1	10	D038018P	2	12	T038018P	3	12	54,85	64	8
19	S038019P	1	10	D038019P	2	12	T038019P	3	12	57,87	67	8
20	S038020P	1	10	D038020P	2	12	T038020P	3	12	60,89	70	8
21	S038021P	1	10	D038021P	2	12	T038021P	3	14	63,91	73	8
22	S038022P	1	10	D038022P	2	12	T038022P	3	14	66,93	76	8
23	S038023P	1	10	D038023P	2	12	T038023P	3	14	69,95	79	8
24	S038024P	1	10	D038024P	2	12	T038024P	3	14	72,97	82	8
25	S038025P	1	10	D038025P	2	12	T038025P	3	14	76,02	86	8
26	S038026P	1	10	D038026P	2	12	T038026P	3	14	79,02	88	8
27	S038027P	1	10	D038027P	2	12	T038027P	3	14	82,02	91	8
28	S038028P	1	10	D038028P	2	12	T038028P	3	14	85,07	94	8
29	S038029P	1	10	D038029P	2	12	T038029P	3	14	88,09	97	8
30	S038030P	1	10	D038030P	2	12	T038030P	3	14	91,12	100	8
31	S038031P	1	12	D038031P	2	14	T038031P	3	16	94,15	103	8
32	S038032P	1	12	D038032P	2	14	T038032P	3	16	97,17	106	8
33	S038033P	1	12	D038033P	2	14	T038033P	3	16	100,20	109	8
34	S038034P	1	12	D038034P	2	14	T038034P	3	16	103,23	112	8
35	S038035P	1	12	D038035P	2	14	T038035P	3	16	106,26	115	8
36	S038036P	1	12	D038036P	2	14	T038036P	3	16	109,20	118	8
37	S038037P	1	12	D038037P	2	14	T038037P	3	16	112,32	121	8
38	S038038P	1	12	D038038P	2	14	T038038P	3	16	115,35	124	8
39	S038039P	1	12	D038039P	2	14	T038039P	3	16	118,37	127	8
40	S038040P	1	12	D038040P	2	14	T038040P	3	16	121,40	130	8
42	S038042P	4	16	D038042P	2	16	T038042P	3	16	127,46	136	8
45	S038045P	4	16	D038045P	2	16	T038045P	3	16	136,55	145	8
46	S038046P	4	16	D038046P	2	16	T038046P	3	16	139,58	149	8
48	S038048P	4	16	D038048P	2	16	T038048P	3	16	145,64	155	8
50	S038050P	4	16	D038050P	2	16	T038050P	3	16	151,69	161	8
54	S038054P	4	16	D038054P	2	16	T038054P	3	20	163,82	173	8
57	S038057P	4	16	D038057P	2	16	T038057P	3	20	172,91	182	8
60	S038060P	4	16	D038060P	2	16	T038060P	3	20	181,99	191	8
65	S038065P	4	20	D038065P	2	20	T038065P	3	20	197,15	206	8
70	S038070P	4	20	D038070P	2	20	T038070P	3	25	212,30	221	8
76	S038076P	4	20	D038076P	2	20	T038076P	3	25	230,49	240	8
80	S038080P	4	20	D038080P	2	20	T038080P	3	25	242,61	252	8
95	S038095P	4	20	D038095P	2	20	T038095P	3	25	288,08	297	8
114	S038114P	4	20	D038114P	2	20	T038114P	3	25	345,68	355	8



Figur 1



Figur 2



Figur 3

SIMPLEX B = 7,2

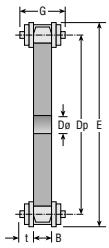
DUPLEX B = 21

TRIPLEX B = 34,9

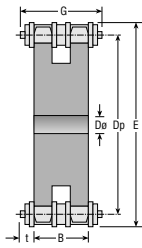
Z	Best. nr. Part No Best. Nr.	Fig.	Dø	Best. nr. Part No Best. Nr.	Fig.	Dø	Best. nr. Part No Best. Nr.	Fig.	Dø	Dp	E	t
8	S012008P	1	8	D012008P	2	10	T012008P	3	10	33,18	45	9
9	S012009P	1	8	D012009P	2	10	T012009P	3	10	37,13	49	9
10	S012010P	1	8	D012010P	2	10	T012010P	3	10	41,10	53	9
11	S012011P	1	10	D012011P	2	10	T012011P	3	12	45,07	57	9
12	S012012P	1	10	D012012P	2	10	T012012P	3	12	49,07	61	9
13	S012013P	1	10	D012013P	2	10	T012013P	3	12	53,06	65	9
14	S012014P	1	10	D012014P	2	10	T012014P	3	12	57,07	69	9
15	S012015P	1	10	D012015P	2	10	T012015P	3	12	61,09	73	9
16	S012016P	1	10	D012016P	2	12	T012016P	3	16	65,10	77	9
17	S012017P	1	10	D012017P	2	12	T012017P	3	16	69,11	81	9
18	S012018P	1	10	D012018P	2	12	T012018P	3	16	73,14	85	9
19	S012019P	1	10	D012019P	2	12	T012019P	3	16	77,16	89	9
20	S012020P	1	10	D012020P	2	12	T012020P	3	16	81,19	94	9
21	S012021P	1	12	D012021P	2	16	T012021P	3	16	85,22	98	9
22	S012022P	1	12	D012022P	2	16	T012022P	3	16	89,24	102	9
23	S012023P	1	12	D012023P	2	16	T012023P	3	16	93,27	106	9
24	S012024P	1	12	D012024P	2	16	T012024P	3	16	97,29	110	9
25	S012025P	1	12	D012025P	2	16	T012025P	3	16	101,33	114	9
26	S012026P	1	16	D012026P	2	16	T012026P	3	16	105,36	118	9
27	S012027P	1	16	D012027P	2	16	T012027P	3	16	109,40	122	9
28	S012028P	1	16	D012028P	2	16	T012028P	3	16	113,42	126	9
29	S012029P	1	16	D012029P	2	16	T012029P	3	16	117,46	130	9
30	S012030P	1	16	D012030P	2	16	T012030P	3	16	121,50	134	9
31	S012031P	1	16	D012031P	2	16	T012031P	3	20	124,54	138	9
32	S012032P	1	16	D012032P	2	16	T012032P	3	20	129,56	142	9
33	S012033P	1	16	D012033P	2	16	T012033P	3	20	133,60	146	9
34	S012034P	1	16	D012034P	2	16	T012034P	3	20	137,64	150	9
35	S012035P	1	16	D012035P	2	16	T012035P	3	20	141,68	154	9
36	S012036P	1	16	D012036P	2	20	T012036P	3	20	145,72	158	9
37	S012037P	1	16	D012037P	2	20	T012037P	3	20	149,76	162	9
38	S012038P	1	16	D012038P	2	20	T012038P	3	20	153,80	166	9
39	S012039P	1	16	D012039P	2	20	T012039P	3	20	157,83	170	9
40	S012040P	1	16	D012040P	2	20	T012040P	3	20	161,87	174	9
42	S012042P	1	20	D012042P	2	20	T012042P	3	25	169,95	182	9
45	S012045P	1	20	D012045P	2	20	T012045P	3	25	182,07	194	9
46	S012046P	1	20	D012046P	2	20	T012046P	3	25	186,10	198	9
48	S012048P	1	20	D012048P	2	20	T012048P	3	25	194,18	206	9
50	S012050P	1	20	D012050P	2	20	T012050P	3	25	202,26	215	9
54	S012054P	1	20	D012054P	2	25	T012054P	3	25	218,43	231	9
57	S012057P	1	20	D012057P	2	25	T012057P	3	25	230,54	243	9
60	S012060P	1	20	D012060P	2	25	T012060P	3	25	242,66	255	9
65	S012065P	1	25	D012065P	2	25	T012065P	3	25	262,86	275	9
70	S012070P	1	25	D012070P	2	25	T012070P	3	25	283,07	296	9
76	S012076P	1	25	D012076P	2	25	T012076P	3	25	307,33	320	9
80	S012080P	1	25	D012080P	2	25	T012080P	3	25	323,48	336	9
95	S012095P	1	25	D012095P	2	25	T012095P	3	25	384,11	396	9
114	S012114P	1	25	D012114P	2	25	T012114P	3	25	460,90	473	9

5/8" X 3/8"
15,875 X 9,65 MM
Ø 10,16 MM

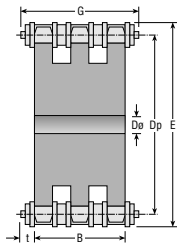
10A
5/8"



Figur 1



Figur 2



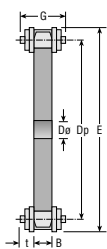
Figur 3

SIMPLEX B = 9,1

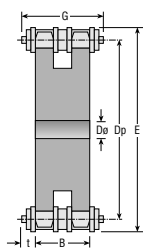
DUPLEX B = 25,5

TRIPLEX B = 42,1

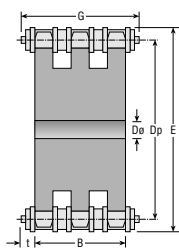
Z	Best. nr. Part No Best. Nr.	Fig.	Dø	Best. nr. Part No Best. Nr.	Fig.	Dø	Best. nr. Part No Best. Nr.	Fig.	Dø	Dp	E	t
8	S058008P	1	10	D058008P	2	10	T058008P	3	12	41,48	57	10
9	S058009P	1	10	D058009P	2	10	T058009P	3	12	46,42	62	10
10	S058010P	1	10	D058010P	2	10	T058010P	3	12	51,37	67	10
11	S058011P	1	10	D058011P	2	10	T058011P	3	12	56,34	72	10
12	S058012P	1	10	D058012P	2	10	T058012P	3	12	61,34	77	10
13	S058013P	1	10	D058013P	2	10	T058013P	3	12	66,32	82	10
14	S058014P	1	10	D058014P	2	10	T058014P	3	12	71,34	87	10
15	S058015P	1	10	D058015P	2	10	T058015P	3	12	76,36	92	10
16	S058016P	1	12	D058016P	2	12	T058016P	3	16	81,37	97	10
17	S058017P	1	12	D058017P	2	12	T058017P	3	16	86,39	102	10
18	S058018P	1	12	D058018P	2	12	T058018P	3	16	91,42	107	10
19	S058019P	1	12	D058019P	2	12	T058019P	3	16	96,45	112	10
20	S058020P	1	12	D058020P	2	12	T058020P	3	16	101,49	117	10
21	S058021P	1	12	D058021P	2	16	T058021P	3	16	106,52	122	10
22	S058022P	1	12	D058022P	2	16	T058022P	3	16	111,55	127	10
23	S058023P	1	12	D058023P	2	16	T058023P	3	16	116,58	132	10
24	S058024P	1	12	D058024P	2	16	T058024P	3	16	121,62	137	10
25	S058025P	1	12	D058025P	2	16	T058025P	3	16	126,66	142	10
26	S058026P	1	16	D058026P	2	16	T058026P	3	20	131,70	147	10
27	S058027P	1	16	D058027P	2	16	T058027P	3	20	136,75	152	10
28	S058028P	1	16	D058028P	2	16	T058028P	3	20	141,78	157	10
29	S058029P	1	16	D058029P	2	16	T058029P	3	20	146,83	162	10
30	S058030P	1	16	D058030P	2	16	T058030P	3	20	151,87	167	10
31	S058031P	1	16	D058031P	2	20	T058031P	3	20	156,92	172	10
32	S058032P	1	16	D058032P	2	20	T058032P	3	20	161,95	177	10
33	S058033P	1	16	D058033P	2	20	T058033P	3	20	167,00	182	10
34	S058034P	1	16	D058034P	2	20	T058034P	3	20	172,05	187	10
35	S058035P	1	16	D058035P	2	20	T058035P	3	20	177,10	192	10
36	S058036P	1	20	D058036P	2	20	T058036P	3	25	182,15	197	10
37	S058037P	1	20	D058037P	2	20	T058037P	3	25	187,20	202	10
38	S058038P	1	20	D058038P	2	20	T058038P	3	25	192,24	207	10
39	S058039P	1	20	D058039P	2	20	T058039P	3	25	197,29	213	10
40	S058040P	1	20	D058040P	2	20	T058040P	3	25	202,34	218	10
42	S058042P	1	20	D058042P	2	20	T058042P	3	25	212,44	228	10
45	S058045P	1	20	D058045P	2	20	T058045P	3	25	227,58	243	10
46	S058046P	1	20	D058046P	2	25	T058046P	3	25	232,63	248	10
48	S058048P	1	20	D058048P	2	25	T058048P	3	25	242,73	258	10
50	S058050P	1	20	D058050P	2	25	T058050P	3	25	252,82	268	10
54	S058054P	1	20	D058054P	2	25	T058054P	3	25	273,03	288	10
57	S058057P	1	25	D058057P	2	25	T058057P	3	25	288,18	303	10
60	S058060P	1	25	D058060P	2	25	T058060P	3	25	303,32	319	10
65	S058065P	1	25	D058065P	2	25	T058065P	3	30	328,58	344	10
70	S058070P	1	25	D058070P	2	25	T058070P	3	30	353,84	369	10
76	S058076P	1	25	D058076P	2	25	T058076P	3	30	384,16	399	10
95	S058095P	1	30	D058095P	2	30	T058095P	3	30	480,14	495	10
114	S058114P	1	30	D058114P	2	30	T 012114P	3	30	576,13	591	10



Figur 1



Figur 2



Figur 3

SIMPLEX B = 11,1

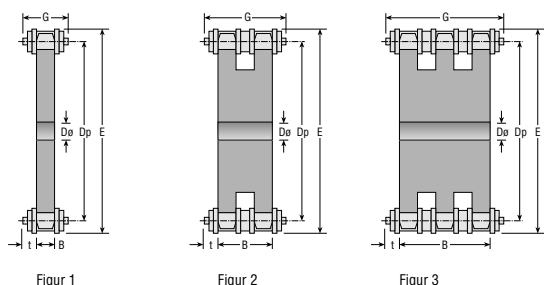
DUPLEX B = 30,3

TRIPLEX B = 49,8

Z	Best. nr. Part No Best. Nr.	Fig.	Dø	Best. nr. Part No Best. Nr.	Fig.	Dø	Best. nr. Part No Best. Nr.	Fig.	Dø	Dp	E	t
8	S034008P	1	12	D034008P	2	12	T034008P	3	12	49,78	66	11
9	S034009P	1	12	D034009P	2	12	T034009P	3	12	55,70	72	11
10	S034010P	1	12	D034010P	2	12	T034010P	3	12	61,64	78	11
11	S034011P	1	14	D034011P	2	14	T034011P	3	16	67,61	84	11
12	S034012P	1	14	D034012P	2	14	T034012P	3	16	73,61	90	11
13	S034013P	1	14	D034013P	2	14	T034013P	3	16	79,59	96	11
14	S034014P	1	14	D034014P	2	14	T034014P	3	16	85,61	102	11
15	S034015P	1	14	D034015P	2	14	T034015P	3	16	91,63	108	11
16	S034016P	1	14	D034016P	2	16	T034016P	3	16	97,65	114	11
17	S034017P	1	14	D034017P	2	16	T034017P	3	16	103,67	120	11
18	S034018P	1	14	D034018P	2	16	T034018P	3	16	109,71	126	11
19	S034019P	1	14	D034019P	2	16	T034019P	3	16	115,75	132	11
20	S034020P	1	14	D034020P	2	16	T034020P	3	16	121,78	138	11
21	S034021P	1	16	D034021P	2	16	T034021P	3	20	127,82	144	11
22	S034022P	1	16	D034022P	2	16	T034022P	3	20	133,86	151	11
23	S034023P	1	16	D034023P	2	16	T034023P	3	20	139,90	157	11
24	S034024P	1	16	D034024P	2	16	T034024P	3	20	145,94	163	11
25	S034025P	1	16	D034025P	2	16	T034025P	3	20	152,00	169	11
26	S034026P	1	16	D034026P	2	20	T034026P	3	20	158,04	175	11
27	S034027P	1	16	D034027P	2	20	T034027P	3	20	164,09	181	11
28	S034028P	1	16	D034028P	2	20	T034028P	3	20	170,13	187	11
29	S034029P	1	16	D034029P	2	20	T034029P	3	20	176,19	193	11
30	S034030P	1	16	D034030P	2	20	T034030P	3	20	182,25	199	11
31	S034031P	1	20	D034031P	2	20	T034031P	3	25	188,31	205	11
32	S034032P	1	20	D034032P	2	20	T034032P	3	25	194,35	211	11
33	S034033P	1	20	D034033P	2	20	T034033P	3	25	200,40	217	11
34	S034034P	1	20	D034034P	2	20	T034034P	3	25	206,46	223	11
35	S034035P	1	20	D034035P	2	20	T034035P	3	25	212,52	229	11
36	S034036P	1	20	D034036P	2	25	T034036P	3	25	218,58	235	11
37	S034037P	1	20	D034037P	2	25	T034037P	3	25	224,64	241	11
38	S034038P	1	20	D034038P	2	25	T034038P	3	25	230,69	247	11
39	S034039P	1	20	D034039P	2	25	T034039P	3	25	236,75	253	11
40	S034040P	1	20	D034040P	2	25	T034040P	3	25	242,81	259	11
42	S034042P	1	25	D034042P	2	25	T034042P	3	25	254,93	273	11
45	S034045P	1	25	D034045P	2	25	T034045P	3	25	273,10	290	11
46	S034046P	1	25	D034046P	2	25	T034046P	3	25	279,16	296	11
48	S034048P	1	25	D034048P	2	25	T034048P	3	25	291,27	308	11
50	S034050P	1	25	D034050P	2	25	T034050P	3	25	303,39	320	11
54	S034054P	1	25	D034054P	2	25	T034054P	3	25	327,64	344	11
57	S034057P	1	25	D034057P	2	25	T034057P	3	30	345,81	362	11
60	S034060P	1	25	D034060P	2	25	T034060P	3	30	363,99	380	11
65	S034065P	1	25	D034065P	2	30	T034065P	3	30	394,29	411	11
70	S034070P	1	30	D034070P	2	30	T034070P	3	30	424,60	442	11
76	S034076P	1	30	D034076P	2	30	T034076P	3	30	460,99	478	11
95	S034095P	1	30	D034095P	2	30	T034095P	3	30	576,17	593	11
114	S034114P	1	30	D034114P	2	30	T034114P	3	30	691,36	708	11

1" X 17,02 MM
25,4 X 17,02 MM
Ø 15,88 MM

16A
1"

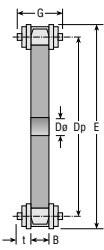


SIMPLEX B = 16,2

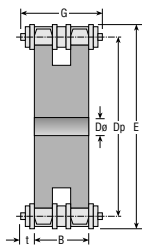
DUPLEX B = 47,7

TRIPLEX B = 79,6

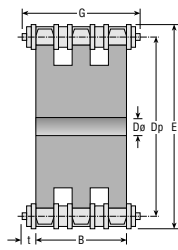
Z	Best. nr. Part No Best. Nr.	Fig.	Dø	Best. nr. Part No Best. Nr.	Fig.	Dø	Best. nr. Part No Best. Nr.	Fig.	Dø	Dp	E	t
8	S10008P	1	12	D10008P	2	16	T10008P	3	20	66,37	88	17
9	S10009P	1	12	D10009P	2	16	T10009P	3	20	74,27	96	17
10	S100010P	1	12	D100010P	2	16	T100010P	3	20	82,19	104	17
11	S100011P	1	16	D100011P	2	20	T100011P	3	20	90,14	112	17
12	S100012P	1	16	D100012P	2	20	T100012P	3	20	98,14	120	17
13	S100013P	1	16	D100013P	2	20	T100013P	3	20	106,12	128	17
14	S100014P	1	16	D100014P	2	20	T100014P	3	20	114,15	136	17
15	S100015P	1	16	D100015P	2	20	T100015P	3	20	122,17	144	17
16	S100016P	1	20	D100016P	2	20	T100016P	3	30	130,20	152	17
17	S100017P	1	20	D100017P	2	20	T100017P	3	30	138,22	160	17
18	S100018P	1	20	D100018P	2	20	T100018P	3	30	146,28	168	17
19	S100019P	1	20	D100019P	2	20	T100019P	3	30	154,33	176	17
20	S100020P	1	20	D100020P	2	20	T100020P	3	30	162,38	184	17
21	S100021P	1	20	D100021P	2	25	T100021P	3	30	170,43	192	17
22	S100022P	1	20	D100022P	2	25	T100022P	3	30	178,48	200	17
23	S100023P	1	20	D100023P	2	25	T100023P	3	30	186,53	208	17
24	S100024P	1	20	D100024P	2	25	T100024P	3	30	194,59	216	17
25	S100025P	1	20	D100025P	2	25	T100025P	3	30	202,66	224	17
26	S100026P	1	20	D100026P	2	25	T100026P	3	30	210,72	232	17
27	S100027P	1	20	D100027P	2	25	T100027P	3	30	218,79	240	17
28	S100028P	1	20	D100028P	2	25	T100028P	3	30	226,85	248	17
29	S100029P	1	20	D100029P	2	25	T100029P	3	30	234,92	257	17
30	S100030P	1	20	D100030P	2	25	T100030P	3	30	243,00	265	17
31	S100031P	1	25	D100031P	2	25	T100031P	3	30	251,08	273	17
32	S100032P	1	25	D100032P	2	25	T100032P	3	30	259,13	281	17
33	S100033P	1	25	D100033P	2	25	T100033P	3	30	267,21	289	17
34	S100034P	1	25	D100034P	2	25	T100034P	3	30	275,28	297	17
35	S100035P	1	25	D100035P	2	25	T100035P	3	30	283,36	305	17
36	S100036P	1	25	D100036P	2	25	T100036P	3	30	291,44	313	17
37	S100037P	1	25	D100037P	2	25	T100037P	3	30	299,51	321	17
38	S100038P	1	25	D100038P	2	25	T100038P	3	30	307,59	329	17
39	S100039P	1	25	D100039P	2	25	T100039P	3	30	315,67	337	17
40	S100040P	1	25	D100040P	2	25	T100040P	3	30	323,75	345	17
42	S100042P	1	25	D100042P	2	25	T100042P	3	30	339,90	361	17
45	S100045P	1	25	D100045P	2	25	T100045P	3	30	364,13	386	17
46	S100046P	1	25	D100046P	2	30	T100046P	3	30	372,21	394	17
48	S100048P	1	25	D100048P	2	30	T100048P	3	30	388,36	410	17
50	S100050P	1	25	D100050P	2	30	T100050P	3	30	404,52	426	17
54	S100054P	1	30	D100054P	2	30	T100054P	3	40	436,85	459	17
57	S100057P	1	30	D100057P	2	30	T100057P	3	40	461,07	483	17
60	S100060P	1	30	D100060P	2	30	T100060P	3	40	485,32	507	17
65	S100065P	1	30	D100065P	2	30	T100065P	3	40	525,73	548	17
70	S100070P	1	30	D100070P	2	30	T100070P	3	40	566,14	588	17
76	S100076P	1	30	D100076P	2	30	T100076P	3	40	614,65	636	17
95	S100095P	1	30	D100095P	2	30	T100095P	3	40	768,22	790	17
114	S100114P	1	30	D100114P	2	40	T100114P	3	40	921,81	944	17



Figur 1



Figur 2



Figur 3

SIMPLEX B = 18,5

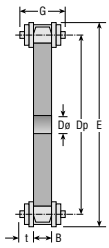
DUPLEX B = 54,6

TRIPLEX B = 91

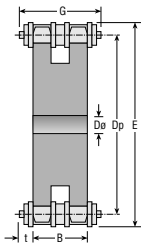
Z	Best. nr. Part No Best. Nr.	Fig.	Dø	Best. nr. Part No Best. Nr.	Fig.	Dø	Best. nr. Part No Best. Nr.	Fig.	Dø	Dp	E	t
8	S114008P	1	16	D114008P	2	20	T114008P	3	20	82,96	110	20
9	S114009P	1	16	D114009P	2	20	T114009P	3	20	92,84	120	20
10	S114010P	1	16	D114010P	2	20	T114010P	3	20	102,74	130	20
11	S114011P	1	16	D114011P	2	20	T114011P	3	20	112,68	140	20
12	S114012P	1	20	D114012P	2	20	T114012P	3	20	122,68	150	20
13	S114013P	1	20	D114013P	2	20	T114013P	3	20	132,65	160	20
14	S114014P	1	20	D114014P	2	20	T114014P	3	20	142,68	170	20
15	S114015P	1	20	D114015P	2	20	T114015P	3	20	152,72	180	20
16	S114016P	1	25	D114016P	2	25	T114016P	3	25	162,75	190	20
17	S114017P	1	25	D114017P	2	25	T114017P	3	25	172,78	200	20
18	S114018P	1	25	D114018P	2	25	T114018P	3	25	182,85	210	20
19	S114019P	1	25	D114019P	2	25	T114019P	3	25	192,91	220	20
20	S114020P	1	25	D114020P	2	25	T114020P	3	25	202,98	230	20
21	S114021P	1	25	D114021P	2	25	T114021P	3	25	213,04	240	20
22	S114022P	1	25	D114022P	2	25	T114022P	3	25	223,11	250	20
23	S114023P	1	25	D114023P	2	25	T114023P	3	25	233,17	260	20
24	S114024P	1	25	D114024P	2	25	T114024P	3	25	243,23	270	20
25	S114025P	1	25	D114025P	2	25	T114025P	3	25	253,33	280	20
26	S114026P	1	25	D114026P	2	25	T114026P	3	25	263,40	290	20
27	S114027P	1	25	D114027P	2	25	T114027P	3	25	273,49	300	20
28	S114028P	1	25	D114028P	2	25	T114028P	3	25	283,56	311	20
29	S114029P	1	25	D114029P	2	25	T114029P	3	25	293,65	321	20
30	S114030P	1	25	D114030P	2	25	T114030P	3	25	303,75	331	20
31	S114031P	1	25	D114031P	2	25	T114031P	3	30	313,85	341	20
32	S114032P	1	25	D114032P	2	25	T114032P	3	30	323,91	351	20
33	S114033P	1	25	D114033P	2	25	T114033P	3	30	334,01	361	20
34	S114034P	1	25	D114034P	2	25	T114034P	3	30	344,10	371	20
35	S114035P	1	25	D114035P	2	25	T114035P	3	30	354,20	381	20
36	S114036P	1	25	D114036P	2	30	T114036P	3	30	364,30	391	20
37	S114037P	1	25	D114037P	2	30	T114037P	3	30	374,39	401	20
38	S114038P	1	25	D114038P	2	30	T114038P	3	30	384,49	411	20
39	S114039P	1	25	D114039P	2	30	T114039P	3	30	394,59	421	20
40	S114040P	1	25	D114040P	2	30	T114040P	3	30	404,69	432	20
42	S114042P	1	30	D114042P	2	30	T114042P	3	40	424,88	452	20
45	S114045P	1	30	D114045P	2	30	T114045P	3	40	455,17	482	20
46	S114046P	1	30	D114046P	2	30	T114046P	3	40	465,26	492	20
48	S114048P	1	30	D114048P	2	30	T114048P	3	40	485,46	513	20
50	S114050P	1	30	D114050P	2	30	T114050P	3	40	505,65	533	20
54	S114054P	1	30	D114054P	2	30	T114054P	3	40	546,07	573	20
57	S114057P	1	30	D114057P	2	30	T114057P	3	40	576,36	603	20
60	S114060P	1	30	D114060P	2	30	T114060P	3	40	606,65	634	20
65	S114065P	1	30	D114065P	2	30	T114065P	3	40	657,16	684	20
70	S114070P	1	30	D114070P	2	30	T114070P	3	40	707,67	735	20
76	S114076P	1	30	D114076P	2	30	T114076P	3	40	768,32	795	20
95	S114095P	1	30	D114095P	2	30	T114095P	3	40	960,28	988	20
114	S114114P	1	30	D114114P	2	40	T114114P	3	40	1152,26	1180	20

1 1/2" X 1"
 38,1 X 25,4 MM
 Ø 25,4 MM

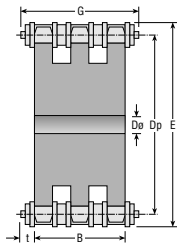
24A
 1 1/2"



Figur 1



Figur 2



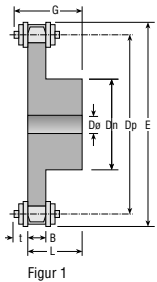
Figur 3

SIMPLEX B = 24,1

DUPLEX B = 72,0

TRIPLEX B = 120,3

Z	Best. nr. Part No Best. Nr.	Fig.	Dø	Best. nr. Part No Best. Nr.	Fig.	Dø	Best. nr. Part No Best. Nr.	Fig.	Dø	Dp	E	t
8	S112008P	1	20	D112008P	2	25	T112008P	3	25	99,55	136	27
9	S112009P	1	20	D112009P	2	25	T112009P	3	25	111,40	148	27
10	S112010P	1	20	D112010P	2	25	T112010P	3	25	123,29	160	27
11	S112011P	1	20	D112011P	2	25	T112011P	3	25	135,21	172	27
12	S112012P	1	20	D112012P	2	25	T112012P	3	25	147,22	184	27
13	S112013P	1	20	D112013P	2	25	T112013P	3	25	159,18	196	27
14	S112014P	1	20	D112014P	2	25	T112014P	3	25	171,22	208	27
15	S112015P	1	20	D112015P	2	25	T112015P	3	25	183,26	220	27
16	S112016P	1	25	D112016P	2	25	T112016P	3	25	195,30	232	27
17	S112017P	1	25	D112017P	2	25	T112017P	3	25	207,34	244	27
18	S112018P	1	25	D112018P	2	25	T112018P	3	25	219,42	256	27
19	S112019P	1	25	D112019P	2	25	T112019P	3	25	231,49	268	27
20	S112020P	1	25	D112020P	2	25	T112020P	3	25	243,57	280	27
21	S112021P	1	25	D112021P	2	25	T112021P	3	30	255,65	292	27
22	S112022P	1	25	D112022P	2	25	T112022P	3	30	267,73	304	27
23	S112023P	1	25	D112023P	2	25	T112023P	3	30	279,80	316	27
24	S112024P	1	25	D112024P	2	25	T112024P	3	30	291,88	328	27
25	S112025P	1	25	D112025P	2	25	T112025P	3	30	304,00	340	27
26	S112026P	1	30	D112026P	2	30	T112026P	3	30	316,08	352	27
27	S112027P	1	30	D112027P	2	30	T112027P	3	30	328,19	364	27
28	S112028P	1	30	D112028P	2	30	T112028P	3	30	340,27	376	27
29	S112029P	1	30	D112029P	2	30	T112029P	3	30	352,38	388	27
30	S112030P	1	30	D112030P	2	30	T112030P	3	30	364,50	400	27
31	S112031P	1	30	D112031P	2	30	T112031P	3	30	376,62	412	27
32	S112032P	1	30	D112032P	2	30	T112032P	3	30	388,69	424	27
33	S112033P	1	30	D112033P	2	30	T112033P	3	30	400,81	436	27
34	S112034P	1	30	D112034P	2	30	T112034P	3	30	412,93	448	27
35	S112035P	1	30	D112035P	2	30	T112035P	3	30	425,04	460	27
36	S112036P	1	30	D112036P	2	30	T112036P	3	30	437,16	472	27
37	S112037P	1	30	D112037P	2	30	T112037P	3	30	449,27	484	27
38	S112038P	1	30	D112038P	2	30	T112038P	3	30	461,39	496	27
39	S112039P	1	30	D112039P	2	30	T112039P	3	30	473,50	508	27
40	S112040P	1	30	D112040P	2	30	T112040P	3	30	485,62	520	27
42	S112042P	1	30	D112042P	2	40	T112042P	3	40	509,85	544	27
45	S112045P	1	30	D112045P	2	40	T112045P	3	40	546,20	580	27
46	S112046P	1	30	D112046P	2	40	T112046P	3	40	558,32	592	27
48	S112048P	1	30	D112048P	2	40	T112048P	3	40	582,55	616	27
50	S112050P	1	30	D112050P	2	40	T112050P	3	40	606,78	640	27
54	S112054P	1	30	D112054P	2	40	T112054P	3	40	655,28	688	27
57	S112057P	1	30	D112057P	2	40	T112057P	3	40	691,63	724	27
60	S112060P	1	30	D112060P	2	40	T112060P	3	40	727,97	760	27
65	S112065P	1	40	D112065P	2	40	T112065P	3	40	788,59	820	27
70	S112070P	1	40	D112070P	2	40	T112070P	3	40	849,21	880	27
76	S112076P	1	40	D112076P	2	40	T112076P	3	40	921,98	956	27
95	S112095P	1	40	D112095P	2	40	T112095P	3	40	1152,33	1184	27

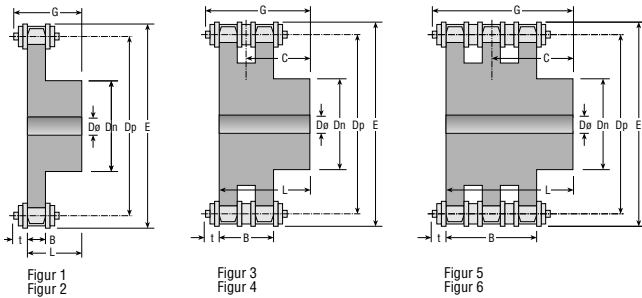


SIMPLEX B = 2,8

Z	Best. nr. Part No Best. Nr.	Fig.	Dø	Dn	L	Dp
8	S008008N	I	6	13	12	20,90
9	S008009N	I	6	15	12	23,39
10	S008010N	I	8	17	12	25,89
11	S008011N	I	8	18	13	28,39
12	S008012N	I	8	20	13	30,31
13	S008013N	I	8	23	13	33,42
14	S008014N	I	8	25	13	35,95
15	S008015N	I	8	28	13	38,48
16	S008016N	I	8	30	14	41,01
17	S008017N	I	8	30	14	43,53
18	S008018N	I	8	30	14	46,07
19	S008019N	I	8	30	14	48,61
20	S008020N	I	8	30	14	51,14
21	S008021N	I	8	35	14	53,68
22	S008022N	I	8	35	14	56,21
23	S008023N	I	8	35	14	58,75
24	S008024N	I	8	35	14	61,29
25	S008025N	I	8	35	14	63,83
26	S008026N	I	10	40	16	66,37
27	S008027N	I	10	40	16	68,91
28	S008028N	I	10	40	16	71,45
29	S008029N	I	10	40	16	73,99
30	S008030N	I	10	40	16	76,53
31	S008031N	I	10	40	16	79,08
32	S008032N	I	10	40	16	81,61
33	S008033N	I	10	40	16	84,16
34	S008034N	I	10	40	16	86,70
35	S008035N	I	10	40	16	89,25
36	S008036N	I	10	40	16	91,79
37	S008037N	I	10	40	16	94,33
38	S008038N	I	10	40	16	96,88
39	S008039N	I	10	40	16	99,42
40	S008040N	I	10	40	16	101,97
45	S008045N	I	12	60	20	114,69
50	S008050N	I	12	60	20	127,41
57	S008057N	I	14	80	20	145,22
76	S008076N	I	20	80	25	193,59

3/8" X 7/32"
9,525 X 5,72 MM
Ø 6,35 MM

06B
3/8"



SIMPLEX B = 5,3

DUPLEX B = 15,4

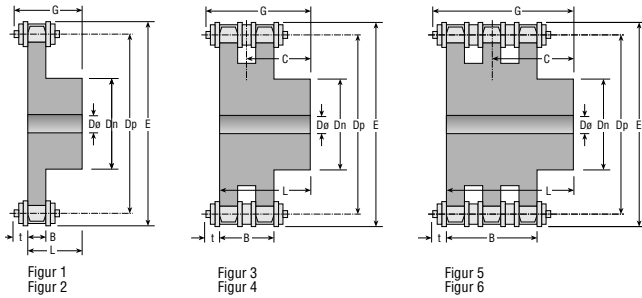
TRIPLEX B = 25,6

Z	Best. nr. Part No	Fig.	Dø	Dn	L	C	Best. nr. Part No	Fig.	Dø	Dn	L	C	Best. nr. Part No	Fig.	Dø	Dn	L	C	Dp	E	t
8	S038008N	1	6	15	22	19,35	D038008N	3	6	15	22	14,3	T038008N	5	6	15	32	19,2	24,89	35	8
9	S038009N	1	8	18	22	19,35	D038009N	3	8	18	22	14,3	T038009N	5	8	18	32	19,2	27,85	37	8
10	S038010N	1	8	20	22	19,35	D038010N	3	8	20	22	14,3	T038010N	5	10	20	32	19,2	30,82	40	8
11	S038011N	1	8	22	25	22,35	D038011N	3	10	22	25	17,3	T038011N	5	10	22	35	22,2	33,80	43	8
12	S038012N	1	8	25	25	22,35	D038012N	3	10	25	25	17,3	T038012N	5	10	25	35	22,2	36,80	46	8
13	S038013N	1	10	28	25	22,35	D038013N	3	10	28	25	17,3	T038013N	5	10	28	35	22,2	39,79	49	8
14	S038014N	1	10	31	25	22,35	D038014N	3	10	31	25	17,3	T038014N	5	12	31	35	22,2	42,80	52	8
15	S038015N	1	10	34	25	22,35	D038015N	3	10	34	25	17,3	T038015N	5	12	34	35	22,2	45,81	55	8
16	S038016N	1	10	37	28	25,35	D038016N	3	12	37	30	22,3	T038016N	5	12	37	35	22,2	48,82	58	8
17	S038017N	1	10	40	28	25,35	D038017N	3	12	40	30	22,3	T038017N	5	12	40	35	22,2	51,83	61	8
18	S038018N	1	10	43	28	25,35	D038018N	3	12	43	30	22,3	T038018N	5	12	43	35	22,2	54,85	64	8
19	S038019N	1	10	45	28	25,35	D038019N	3	12	46	30	22,3	T038019N	5	12	46	35	22,2	57,87	67	8
20	S038020N	1	10	46	28	25,35	D038020N	3	12	49	30	22,3	T038020N	5	12	49	35	22,2	60,89	70	8
21	S038021N	1	10	48	28	25,35	D038021N	3	12	52	30	22,3	T038021N	5	14	52	40	27,2	63,91	73	8
22	S038022N	1	10	50	28	25,35	D038022N	3	12	55	30	22,3	T038022N	5	14	55	40	27,2	66,93	76	8
23	S038023N	1	12	52	28	25,35	D038023N	3	12	58	30	22,3	T038023N	5	14	58	40	27,2	69,95	79	8
24	S038024N	1	12	54	28	25,35	D038024N	3	12	61	30	22,3	T038024N	5	14	61	40	27,2	72,97	82	8
25	S038025N	1	12	57	28	25,35	D038025N	3	12	64	30	22,3	T038025N	5	14	64	40	27,2	76,00	85	8
26	S038026N	1	12	60	28	25,35	D038026N	3	12	67	30	22,3	T038026N	5	14	67	40	27,2	79,02	88	8
27	S038027N	1	12	60	28	25,35	D038027N	3	12	70	30	22,3	T038027N	5	14	70	40	27,2	82,05	91	8
28	S038028N	1	12	60	28	25,35	D038028N	3	12	73	30	22,3	T038028N	5	14	73	40	27,2	85,07	94	8
29	S038029N	1	12	60	28	25,35	D038029N	3	12	76	30	22,3	T038029N	5	14	76	40	27,2	88,09	97	8
30	S038030N	1	12	60	28	25,35	D038030N	3	12	79	30	22,3	T038030N	5	14	79	40	27,2	91,12	100	8
31	S038031N	1	12	65	30	27,35	D038031N	3	16	80	30	22,3	T038031N	5	16	80	40	27,2	94,15	103	8
32	S038032N	1	12	65	30	27,35	D038032N	3	16	80	30	22,3	T038032N	5	16	80	40	27,2	97,17	106	8
33	S038033N	1	14	65	30	27,35	D038033N	3	16	80	30	22,3	T038033N	5	16	80	40	27,2	100,20	109	8
34	S038034N	1	14	65	30	27,35	D038034N	3	16	80	30	22,3	T038034N	5	16	85	40	27,2	103,23	112	8
35	S038035N	1	14	65	30	27,35	D038035N	3	16	80	30	22,3	T038035N	5	16	85	40	27,2	106,26	115	8
36	S038036N	1	14	70	30	27,35	D038036N	3	16	90	30	22,3	T038036N	5	16	90	40	27,2	109,29	118	8
37	S038037N	1	14	70	30	27,35	D038037N	3	16	90	30	22,3	T038037N	5	16	90	40	27,2	112,32	121	8
38	S038038N	1	16	70	30	27,35	D038038N	3	16	90	30	22,3	T038038N	5	16	90	40	27,2	115,35	124	8
39	S038039N	1	16	70	30	27,35	D038039N	3	16	90	30	22,3	T038039N	5	16	90	40	27,2	118,37	127	8
40	S038040N	1	16	70	30	27,35	D038040N	3	16	90	30	22,3	T038040N	5	16	90	40	27,2	121,40	130	8
42	S038042N	2	16	80	32,9	29,35	D038042N	4	16	90	40	32,3	T038042N	6	16	90	56	43,2	127,46	136	8
45	S038045N	2	16	80	32,9	29,35	D038045N	4	16	90	40	32,3	T038045N	6	16	90	56	43,2	136,55	145	8
46	S038046N	2	16	80	32,9	29,35	D038046N	4	16	90	40	32,3	T038046N	6	16	90	56	43,2	139,58	148	8
48	S038048N	2	16	80	32,9	29,35	D038048N	4	16	90	40	32,3	T038048N	6	16	90	56	43,2	145,64	154	8
50	S038050N	2	16	80	32,9	29,35	D038050N	4	16	90	40	32,3	T038050N	6	16	90	56	43,2	151,69	160	8
54	S038054N	2	16	80	32,9	29,35	D038054N	4	16	90	40	32,3	T038054N	6	20	90	56	43,2	163,82	172	8
57	S038057N	2	16	80	32,9	29,35	D038057N	4	16	90	40	32,3	T038057N	6	20	90	56	43,2	172,91	182	8
60	S038060N	2	16	80	32,9	29,35	D038060N	4	16	90	40	32,3	T038060N	6	20	90	56	43,2	181,99	191	8
65	S038065N	2	20	80	32,9	29,35	D038065N	4	20	90	40	32,3	T038065N	6	20	90	56	43,2	197,15	206	8
70	S038070N	2	20	80	32,9	29,35	D038070N	4	20	90	40	32,3	T038070N	6	20	90	56	43,2	212,30	221	8
76	S038076N	2	20	80	32,9	29,35	D038076N	4	20	90	40	32,3	T038076N	6	20	90	56	43,2	230,49	239	8
80	S038080N	2	20	80	32,9	29,35	D038080N	4	20	90	40	32,3	T038080N	6	20	90	56	43,2	242,61	251	8
95	S038095N	2	20	80	32,9	29,35	D038095N	4	20	90	40	32,3	T038095N	6	20	90	56	43,2	288,08	297	8
114	S038114N	2	20	80	32,9	29,35	D038114N	4	20	90	40	32,3	T038114N	6	20	90	56	43,2	345,68	354	8

STØBEJERN / CAST IRON / GRAUGUSS

Fig. 7: Med eger/With arms/Mit Speicher

38	S038038G	7	19	70	32	29,35	D038038G	7	19	80	40	32,3	T038038G	7	23	90	56	43,2	115,35	124	8
45	S038045G	7	19	70	32	29,35	D038045G	7	19	80	40	32,3	T038045G	7	23	90	56	43,2	136,55	145	8
57	S038057G	7	19	70	32	29,35	D038057G	7	19	80	40	32,3	T038057G	7	23	90	56	43,2	172,91	182	8
76	S038076G	7	19	70	32	29,35	D038076G	7	19	80	40	32,3	T038076G	7	23	100	56	43,2	230,49	239	8
95	S038095G	7	19	80	40	~ 33	D038095G	7	19	90	45	37,3	T038095G	7	23	100	56	43,2	288,08	297	8
114	S038114G	7	19	80	40	~ 33	D038114G	7	19	90	45	37,3	T038114G	7	23	100	56	43,2	345,68	354	8
150	S038150G	7	23	90	45	~ 33	D038150G	7	23	100	50	37,3	T038150G	7	23	125	60	43,2	454,82	464	8



SIMPLEX B = 7,2

DUPLEX B = 21,0

TRIPLEX B = 34,9

Z	Best. nr. Part No	Fig.	Dø	Dn	L	C	Best. nr. Part No	Fig.	Dø	Dn	L	C	Best. nr. Part No	Fig.	Dø	Dn	L	C	Dp	E	t
8	S012008N	1	10	18	25	21,4	D012008N	3	10	18	32	21,5	T012008N	5	10	18	46	28,55	33,18	45	9
9	S012009N	1	10	22	25	21,4	D012009N	3	10	22	32	21,5	T012009N	5	12	22	46	28,55	37,13	49	9
10	S012010N	1	10	26	25	21,4	D012010N	3	10	26	32	21,5	T012010N	5	12	26	46	28,55	41,10	53	9
11	S012011N	1	10	29	25	21,4	D012011N	3	12	30	35	24,5	T012011N	5	16	30	50	32,55	45,07	57	9
12	S012012N	1	10	33	28	24,4	D012012N	3	12	35	35	24,5	T012012N	5	16	35	50	32,55	49,07	61	9
13	S012013N	1	10	37	28	24,4	D012013N	3	12	38	35	24,5	T012013N	5	16	38	50	32,55	53,06	65	9
14	S012014N	1	10	41	28	24,4	D012014N	3	12	42	35	24,5	T012014N	5	16	42	50	32,55	57,07	69	9
15	S012015N	1	10	45	28	24,4	D012015N	3	12	46	35	24,5	T012015N	5	16	46	50	32,55	61,09	73	9
16	S012016N	1	12	50	28	24,4	D012016N	3	16	50	35	24,5	T012016N	5	16	50	50	32,55	65,10	77	9
17	S012017N	1	12	52	28	24,4	D012017N	3	16	54	35	24,5	T012017N	5	16	54	50	32,55	69,11	81	9
18	S012018N	1	12	56	28	24,4	D012018N	3	16	58	35	24,5	T012018N	5	16	58	50	32,55	73,14	85	9
19	S012019N	1	12	60	28	24,4	D012019N	3	16	62	35	24,5	T012019N	5	16	62	50	32,55	77,16	89	9
20	S012020N	1	12	64	28	24,4	D012020N	3	16	66	35	24,5	T012020N	5	16	66	50	32,55	81,19	94	9
21	S012021N	1	14	68	28	24,4	D012021N	3	16	70	40	29,5	T012021N	5	20	70	55	37,55	85,22	98	9
22	S012022N	1	14	70	28	24,4	D012022N	3	16	70	40	29,5	T012022N	5	20	70	55	37,55	89,24	102	9
23	S012023N	1	14	70	28	24,4	D012023N	3	16	70	40	29,5	T012023N	5	20	70	55	37,55	93,27	106	9
24	S012024N	1	14	70	28	24,4	D012024N	3	16	75	40	29,5	T012024N	5	20	75	55	37,55	97,29	110	9
25	S012025N	1	14	70	28	24,4	D012025N	3	16	80	40	29,5	T012025N	5	20	80	55	37,55	101,33	114	9
26	S012026N	1	15	70	30	26,4	D012026N	3	20	85	40	29,5	T012026N	5	20	85	55	37,55	105,36	118	9
27	S012027N	1	15	70	30	26,4	D012027N	3	20	85	40	29,5	T012027N	5	20	85	55	37,55	109,40	122	9
28	S012028N	1	15	70	30	26,4	D012028N	3	20	90	40	29,5	T012028N	5	20	90	55	37,55	113,42	126	9
29	S012029N	1	15	80	30	26,4	D012029N	3	20	95	40	29,5	T012029N	5	20	95	55	37,55	117,46	130	9
30	S012030N	1	15	80	30	26,4	D012030N	4	20	98	40	29,5	T012030N	6	20	98	55	37,55	121,50	134	9
31	S012031N	2	16	88	30	26,4	D012031N	4	20	98	40	29,5	T012031N	6	20	98	55	37,55	125,54	138	9
32	S012032N	2	16	88	30	26,4	D012032N	4	20	98	40	29,5	T012032N	6	20	98	55	37,55	129,56	142	9
33	S012033N	2	16	88	30	26,4	D012033N	4	20	98	40	29,5	T012033N	6	20	98	55	37,55	133,60	146	9
34	S012034N	2	16	88	30	26,4	D012034N	4	20	98	40	29,5	T012034N	6	20	98	55	37,55	137,64	150	9
35	S012035N	2	16	88	30	26,4	D012035N	4	20	98	40	29,5	T012035N	6	20	98	55	37,55	141,68	154	9
36	S012036N	2	16	88	35	31,4	D012036N	4	20	108	40	29,5	T012036N	6	20	118	55	37,55	145,72	158	9
37	S012037N	2	16	88	35	31,4	D012037N	4	20	108	40	29,5	T012037N	6	20	118	55	37,55	149,76	162	9
38	S012038N	2	16	88	35	31,4	D012038N	4	20	108	40	29,5	T012038N	6	20	118	55	37,55	153,80	166	9
39	S012039N	2	16	88	35	31,4	D012039N	4	20	108	40	29,5	T012039N	6	20	118	55	37,55	157,83	170	9
40	S012040N	2	16	88	35	31,4	D012040N	4	20	108	40	29,5	T012040N	6	20	118	55	37,55	161,87	174	9
42	S012042N	2	20	88	40	36,4	D012042N	4	20	108	50	39,5	T012042N	6	25	118	60	42,55	169,95	182	9
45	S012045N	2	20	88	40	36,4	D012045N	4	20	108	50	39,5	T012045N	6	25	118	60	42,55	182,07	194	9
46	S012046N	2	20	88	40	36,4	D012046N	4	20	108	50	39,5	T012046N	6	25	118	60	42,55	186,03	198	9
48	S012048N	2	20	88	40	36,4	D012048N	4	20	108	50	39,5	T012048N	6	25	118	60	42,55	194,18	206	9
50	S012050N	2	20	88	40	36,4	D012050N	4	20	108	50	39,5	T012050N	6	25	118	60	42,55	202,26	215	9
54	S012054N	2	20	88	40	36,4	D012054N	4	25	108	50	39,5	T012054N	6	25	118	60	42,55	218,43	231	9
57	S012057N	2	20	88	40	36,4	D012057N	4	25	108	50	39,5	T012057N	6	25	118	60	42,55	230,54	243	9
60	S012060N	2	20	88	40	36,4	D012060N	4	25	108	50	39,5	T012060N	6	25	118	60	42,55	242,66	255	9
65	S012065N	2	25	88	40	36,4	D012065N	4	25	108	50	39,5	T012065N	6	25	118	60	42,55	262,86	275	9
70	S012070N	2	25	88	40	36,4	D012070N	4	25	108	50	39,5	T012070N	6	25	118	60	42,55	283,07	296	9
76	S012076N	2	25	88	40	36,4	D012076N	4	25	108	50	39,5	T012076N	6	25	118	60	42,55	307,33	320	9
80	S012080N	2	25	88	40	36,4	D012080N	4	25	108	50	39,5	T012080N	6	25	118	60	42,55	323,48	336	9
95	S012095N	2	25	88	40	36,4	D012095N	4	25	108	50	39,5	T012095N	6	25	118	60	42,55	384,11	396	9
114	S012114N	2	25	88	40	36,4	D012114N	4	25	108	50	39,5	T012114N	6	25	118	60	42,55	460,90	473	9

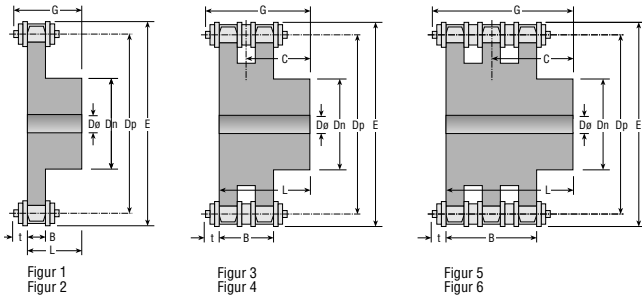
STØBEJERN / CAST IRON / GRAUGUSS

Fig. 7: Med eger/With arms/Mit Speicher

38	S012038G	7	19	70	40	36,4	D012038G	7	23	90	50	39,5	T012038G	7	23	100	60	42,55	153,80	166	9
45	S012045G	7	19	70	40	36,4	D012045G	7	23	90	50	39,5	T012045G	7	23	100	60	42,55	182,07	194	9
57	S012057G	7	19	70	40	36,4	D012057G	7	23	90	50	39,5	T012057G	7	23	100	60	42,55	230,54	243	9
76	S012076G	7	23	80	40	36,4	D012076G	7	23	100	56	45,5	T012076G	7	23	100	60	42,55	307,33	320	9
95	S012095G	7	23	80	45	41,4	D012095G	7	23	100	56	45,5	T012095G	7	23	100	67	49,55	384,11	396	9
114	S012114G	7	23	90	45	41,4	D012114G	7	23	100	63	52,5	T012114G	7	23	100	67	49,55	460,90	473	9

5/8" X 3/8"
15,875 X 9,65 MM
Ø 10,16 MM

10B
5/8"



SIMPLEX B = 9,1

DUPLEX B = 25,5

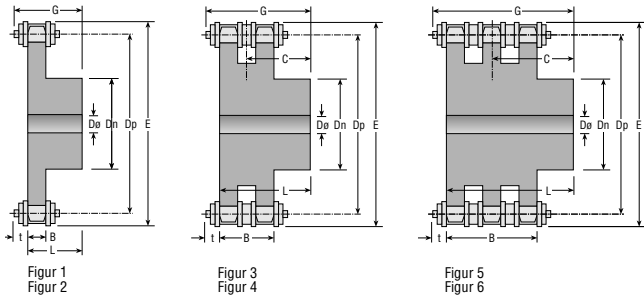
TRIPLEX B = 42,1

Z	Best. nr. Part No Best. Nr.	Fig.	Dø	Dn	L	C	Best. nr. Part No Best. Nr.	Fig.	Dø	Dn	L	C	Best. nr. Part No Best. Nr.	Fig.	Dø	Dn	L	C	Dp	E	t
8	S058008N	1	10	23	25	20,45	D058008N	3	12	23	40	27,3	T058008N	5	12	23	55	33,95	41,48	57	10
9	S058009N	1	10	28	25	20,45	D058009N	3	12	28	40	27,3	T058009N	5	12	28	55	33,95	46,42	62	10
10	S058010N	1	10	33	25	20,45	D058010N	3	12	33	40	27,3	T058010N	5	16	33	55	33,95	51,37	67	10
11	S058011N	1	12	37	28	23,45	D058011N	3	14	39	40	27,3	T058011N	5	16	39	55	33,95	56,34	72	10
12	S058012N	1	12	42	28	23,45	D058012N	3	14	44	40	27,3	T058012N	5	16	44	55	33,95	61,34	77	10
13	S058013N	1	12	47	28	23,45	D058013N	3	14	49	40	27,3	T058013N	5	16	49	55	33,95	66,32	82	10
14	S058014N	1	12	52	28	23,45	D058014N	3	14	54	40	27,3	T058014N	5	16	54	55	33,95	71,34	87	10
15	S058015N	1	12	57	28	23,45	D058015N	3	14	59	40	27,3	T058015N	5	16	59	55	33,95	76,36	92	10
16	S058016N	1	14	60	30	25,45	D058016N	3	16	64	45	32,3	T058016N	5	16	64	60	38,95	81,37	97	10
17	S058017N	1	14	60	30	25,45	D058017N	3	16	69	45	32,3	T058017N	5	16	69	60	38,95	86,39	102	10
18	S058018N	1	14	70	30	25,45	D058018N	3	16	74	45	32,3	T058018N	5	16	74	60	38,95	91,42	107	10
19	S058019N	1	14	70	30	25,45	D058019N	3	16	79	45	32,3	T058019N	5	16	79	60	38,95	96,45	112	10
20	S058020N	1	14	75	30	25,45	D058020N	4	16	83	45	32,3	T058020N	6	16	83	60	38,95	101,49	117	10
21	S058021N	1	16	75	30	25,45	D058021N	4	16	83	45	32,3	T058021N	6	16	83	60	38,95	106,52	122	10
22	S058022N	2	12	83	30	25,45	D058022N	4	16	83	45	32,3	T058022N	6	16	83	60	38,95	111,55	127	10
23	S058023N	2	12	83	30	25,45	D058023N	4	16	83	45	32,3	T058023N	6	16	83	60	38,95	116,58	132	10
24	S058024N	2	12	83	30	25,45	D058024N	4	16	83	45	32,3	T058024N	6	16	83	60	38,95	121,62	137	10
25	S058025N	2	16	83	30	25,45	D058025N	4	16	83	45	32,3	T058025N	6	16	83	60	38,95	126,66	142	10
26	S058026N	2	16	98	35	30,45	D058026N	4	16	83	45	32,3	T058026N	6	20	83	60	38,95	131,70	147	10
27	S058027N	2	16	98	35	30,45	D058027N	4	16	83	45	32,3	T058027N	6	20	83	60	38,95	136,75	152	10
28	S058028N	2	16	98	35	30,45	D058028N	4	16	83	45	32,3	T058028N	6	20	83	60	38,95	141,78	157	10
29	S058029N	2	16	98	35	30,45	D058029N	4	16	118	45	32,3	T058029N	6	20	118	60	38,95	146,83	162	10
30	S058030N	2	16	98	35	30,45	D058030N	4	16	118	45	32,3	T058030N	6	20	118	60	38,95	151,87	167	10
31	S058031N	2	16	98	35	30,45	D058031N	4	20	118	45	32,3	T058031N	6	20	118	60	38,95	156,92	172	10
32	S058032N	2	16	98	35	30,45	D058032N	4	20	118	45	32,3	T058032N	6	20	118	60	38,95	161,95	177	10
33	S058033N	2	16	98	35	30,45	D058033N	4	20	118	45	32,3	T058033N	6	20	118	60	38,95	167,00	182	10
34	S058034N	2	16	98	35	30,45	D058034N	4	20	118	45	32,3	T058034N	6	20	118	60	38,95	172,05	187	10
35	S058035N	2	16	98	35	30,45	D058035N	4	20	118	45	32,3	T058035N	6	20	118	60	38,95	177,10	192	10
36	S058036N	2	20	98	35	30,45	D058036N	4	20	118	45	32,3	T058036N	6	25	118	60	38,95	182,15	197	10
37	S058037N	2	20	98	35	30,45	D058037N	4	20	118	45	32,3	T058037N	6	25	118	60	38,95	187,20	202	10
38	S058038N	2	20	98	35	30,45	D058038N	4	20	118	45	32,3	T058038N	6	25	118	60	38,95	192,24	207	10
39	S058039N	2	20	98	35	30,45	D058039N	4	20	118	45	32,3	T058039N	6	25	118	60	38,95	197,29	213	10
40	S058040N	2	20	98	35	30,45	D058040N	4	20	118	45	32,3	T058040N	6	25	118	60	38,95	202,34	218	10
42	S058042N	2	20	98	40	30,45	D058042N	4	20	128	50	37,3	T058042N	6	25	128	60	38,95	212,44	228	10
45	S058045N	2	20	98	40	35,45	D058045N	4	20	128	50	37,3	T058045N	6	25	128	60	38,95	227,58	243	10
46	S058046N	2	20	98	40	35,45	D058046N	4	20	128	50	37,3	T058046N	6	25	128	60	38,95	232,63	248	10
48	S058048N	2	20	98	40	35,45	D058048N	4	20	128	50	37,3	T058048N	6	25	128	60	38,95	242,73	258	10
50	S058050N	2	20	98	40	35,45	D058050N	4	20	128	50	37,3	T058050N	6	25	128	60	38,95	252,82	268	10
54	S058054N	2	20	98	40	35,45	D058054N	4	20	128	50	37,3	T058054N	6	25	128	60	38,95	273,03	288	10
57	S058057N	2	25	98	40	35,45	D058057N	4	20	128	50	37,3	T058057N	6	25	128	60	38,95	288,18	303	10
60	S058060N	2	25	98	40	35,45	D058060N	4	20	128	50	37,3	T058060N	6	25	128	60	38,95	303,22	319	10
65	S058065N	2	25	98	50	40,45	D058065N	4	20	128	63	50,3	T058065N	6	30	128	67	45,95	328,58	344	10
70	S058070N	2	25	98	50	40,45	D058070N	4	20	128	63	50,3	T058070N	6	30	128	67	45,95	353,84	369	10
76	S058076N	2	25	98	50	40,45	D058076N	4	20	128	63	50,3	T058076N	6	30	128	67	45,95	384,16	399	10
95	S058095N	2	30	98	50	40,45	D058095N	4	30	128	63	50,3	T058095N	6	30	128	67	45,95	480,14	495	10
114	S058114N	2	30	98	50	40,45	D058114N	4	30	128	63	50,3	T058114N	6	30	128	67	45,95	576,13	591	10

STØBEJERN / CAST IRON / GRAUGUSS

Fig. 7: Med eger/With arms/Mit Speicher

38	S058038G	7	19	80	40	35,45	D058038G	7	29	100	50	37,25	T058038G	7	31	100	60	38,95	192,24	207	10
45	S058045G	7	19	80	40	35,45	D058045G	7	29	100	50	37,25	T058045G	7	31	100	60	38,95	227,58	243	10
57	S058057G	7	23	90	45	35,45	D058057G	7	29	100	56	43,25	T058057G	7	31	100	63	41,95	288,18	303	10
76	S058076G	7	23	90	50	35,45	D058076G	7	29	100	63	50,25	T058076G	7	34	110	67	45,95	384,16	399	10
95	S058095G	7	23	100	56	~ 48	D058095G	7	29	110	63	50,25	T058095G	7	34	125	70	48,95	480,14	495	10
114	S058114G	7	23	100	56	~ 48	D058114G	7	29	125	70	57,25	T058114G	7	34	125	80	58,95	576,13	591	10



SIMPLEX B = 11,1

DUPLEX B = 30,3

TRIPLEX B = 49,8

Z	Best. nr. Part No	Fig.	Dø	Dn	L	C	Dp	E	t
8	S034008N	1	12	29	30	24,45			
9	S034009N	1	12	35	30	24,45			
10	S034010N	1	12	42	30	24,45			
11	S034011N	1	14	46	35	29,45			
12	S034012N	1	14	52	35	29,45			
13	S034013N	1	14	58	35	29,45			
14	S034014N	1	14	64	35	29,45			
15	S034015N	1	14	70	35	29,45			
16	S034016N	1	16	75	35	29,45			
17	S034017N	1	16	80	35	29,45			
18	S034018N	1	16	80	35	29,45			
19	S034019N	1	16	80	35	29,45			
20	S034020N	1	16	80	35	29,45			
21	S034021N	2	16	93	40	34,45			
22	S034022N	2	16	93	40	34,45			
23	S034023N	2	16	93	40	34,45			
24	S034024N	2	16	93	40	34,45			
25	S034025N	2	16	93	40	34,45			
26	S034026N	2	16	93	40	34,45			
27	S034027N	2	16	93	40	34,45			
28	S034028N	2	16	93	40	34,45			
29	S034029N	2	16	98	40	34,45			
30	S034030N	2	16	98	40	34,45			
31	S034031N	2	20	98	40	34,45			
32	S034032N	2	20	98	40	34,45			
33	S034033N	2	20	98	40	34,45			
34	S034034N	2	20	98	40	34,45			
35	S034035N	2	20	98	40	34,45			
36	S034036N	2	20	98	40	34,45			
37	S034037N	2	20	98	40	34,45			
38	S034038N	2	20	98	40	34,45			
39	S034039N	2	20	98	40	34,45			
40	S034040N	2	20	98	40	34,45			
42	S034042N	2	25	108	56	50,45			
45	S034045N	2	25	108	56	50,45			
46	S034046N	2	25	108	56	50,45			
48	S034048N	2	25	108	56	50,45			
50	S034050N	2	25	108	56	50,45			
54	S034054N	2	25	108	56	50,45			
57	S034057N	2	25	108	56	50,45			
60	S034060N	2	25	108	56	50,45			
65	S034065N	2	25	108	56	50,45			
70	S034070N	2	30	108	56	50,45			
76	S034076N	2	30	108	56	50,45			
95	S034095N	2	30	108	56	50,45			
114	S034114N	2	30	108	56	50,45			
	D034008N	3	12	29	45	29,85			
	D034009N	3	12	35	45	29,85			
	D034010N	3	12	42	45	29,85			
	D034011N	3	16	47	50	34,85			
	D034012N	3	16	53	50	34,85			
	D034013N	3	16	59	50	34,85			
	D034014N	3	16	65	50	34,85			
	D034015N	3	16	71	50	34,85			
	D034016N	3	20	77	50	34,85			
	D034017N	3	20	83	50	34,85			
	D034018N	3	20	89	50	34,85			
	D034019N	3	20	95	50	34,85			
	D034020N	3	16	98	50	34,85			
	D034021N	4	16	98	50	34,85			
	D034022N	4	16	98	50	34,85			
	D034023N	4	16	98	50	34,85			
	D034024N	4	16	98	50	34,85			
	D034025N	4	16	98	50	34,85			
	D034026N	4	20	128	50	34,85			
	D034027N	4	20	128	50	34,85			
	D034028N	4	20	128	50	34,85			
	D034029N	4	20	128	50	34,85			
	D034030N	4	20	128	50	34,85			
	D034031N	4	20	128	50	34,85			
	D034032N	4	20	128	50	34,85			
	D034033N	4	20	128	50	34,85			
	D034034N	4	20	128	50	34,85			
	D034035N	4	20	128	50	34,85			
	D034036N	4	25	128	50	34,85			
	D034037N	4	25	128	50	34,85			
	D034038N	4	25	128	50	34,85			
	D034039N	4	25	128	50	34,85			
	D034040N	4	25	128	50	34,85			
	D034042N	4	25	138	63	47,85			
	D034045N	4	25	138	63	47,85			
	D034046N	4	25	138	63	47,85			
	D034048N	4	25	138	63	47,85			
	D034050N	4	25	138	63	47,85			
	D034054N	4	25	138	63	47,85			
	D034057N	4	25	138	63	47,85			
	D034060N	4	25	138	63	47,85			
	D034065N	4	30	138	63	47,85			
	D034070N	4	30	138	63	47,85			
	D034076N	4	30	138	63	47,85			
	D034095N	4	30	138	63	47,85			
	T034008N	5	16	29	65	40,1	49,78	66	11
	T034009N	5	16	35	65	40,1	55,70	72	11
	T034010N	5	16	42	65	40,1	61,64	78	11
	T034011N	5	20	47	70	45,1	67,61	84	11
	T034012N	5	20	53	70	45,1	73,61	90	11
	T034013N	5	20	59	70	45,1	79,59	96	11
	T034014N	5	20	65	70	45,1	85,61	102	11
	T034015N	5	20	71	70	45,1	91,63	108	11
	T034016N	5	20	77	70	45,1	97,65	114	11
	T034017N	5	20	83	70	45,1	103,67	120	11
	T034018N	5	20	89	70	45,1	109,71	126	11
	T034019N	5	20	95	70	45,1	115,75	132	11
	T034020N	5	20	98	70	45,1	121,78	138	11
	T034021N	6	20	98	70	45,1	127,82	144	11
	T034022N	6	20	98	70	45,1	133,86	151	11
	T034023N	6	20	98	70	45,1	139,90	157	11
	T034024N	6	20	98	70	45,1	145,94	163	11
	T034025N	6	20	98	70	45,1	152,00	169	11
	T034026N	6	20	128	70	45,1	158,04	175	11
	T034027N	6	20	128	70	45,1	164,09	181	11
	T034028N	6	20	128	70	45,1	170,13	187	11
	T034029N	6	20	128	70	45,1	176,19	193	11
	T034030N	6	20	128	70	45,1	182,25	199	11
	T034031N	6	25	128	70	45,1	188,31	205	11
	T034032N	6	25	128	70	45,1	194,35	211	11
	T034033N	6	25	128	70	45,1	200,40	217	11
	T034034N	6	25	128	70	45,1	206,46	223	11
	T034035N	6	25	128	70	45,1	212,52	229	11
	T034036N	6	25	128	70	45,1	218,58	235	11
	T034037N	6	25	128	70	45,1	224,64	241	11
	T034038N	6	25	128	70	45,1	230,69	247	11
	T034039N	6	25	128	70	45,1	236,75	253	11
	T034040N	6	25	128	70	45,1	242,81	259	11
	T034042N	6	25	138	70	45,1	254,93	273	11
	T034045N	6	25	138	70	45,1	273,10	290	11
	T034046N	6	25	138	70	45,1	279,16	296	11
	T034048N	6	25	138	70	45,1	291,27	308	11
	T034050N	6	25	138	70	45,1	303,39	320	11
	T034054N	6	25	138	70	45,1	327,64	344	11
	T034057N	6	30	138	70	45,1	345,81	362	11
	T034060N	6	30	138	70	45,1	363,99	380	11
	T034065N	6	30	138	70	45,1	394,29	411	11
	T034070N	6	30	138	70	45,1	424,60	442	11
	T034076N	6	30	138	70	45,1	460,99	478	11
	T034095N	6	30	138	70	45,1	576,17	593	11
	T034114N	6	30	138	70	45,1	691,36	708	11

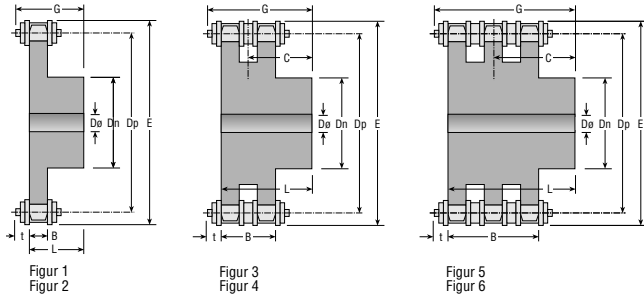
STØBEJERN / CAST IRON / GRAUGUSS

Fig. 7: Med eger/With arms/Mit Speicher

38	S034038G	7	23	100	56	50,45	D034038G	7	29	110	63	47,85	T034038G	7	31	140	70	45,1	230,69	247	11
45	S034045G	7	23	100	56	50,45	D034045G	7	29	110	63	47,85	T034045G	7	31	140	70	45,1	273,10	290	11
57	S034057G	7	29	100	56	50,45	D034057G	7	29	120	63	47,85	T034057G	7	39	140	70	45,1	345,81	362	11
76	S034076G	7	29	100	56	~61	D034076G	7	29	135	63	47,85	T034076G	7	39	160	75	45,1	460,99	478	11
95	S034095G	7	29	100	65	~61	D034095G	7	29	135	70	54,85	T034095G	7	39	170	82	52,1	576,17	593	11
114	S034114G	7	29	100	65	~61	D034114G	7	44	135	70	54,85	T034114G	7	49	170	82	52,1	691,36	708	11

1" X 17,02 MM
25,4 X 17,02 MM
Ø 15,88 MM

16B
1"



SIMPLEX B = 16,2

DUPLEX B = 47,7

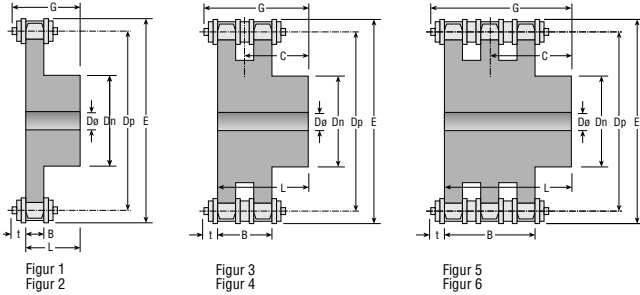
TRIPLEX B = 79,6

Z	Best. nr. Part No Best. Nr.	Fig.	Dø	Dn	L	C	Best. nr. Part No Best. Nr.	Fig.	Dø	Dn	L	C	Best. nr. Part No Best. Nr.	Fig.	Dø	Dn	L	C	Dp	E	t
8	S100008N	1	16	42	35	26,9	D100008N	3	16	42	65	41,15	T100008N	5	20	42	95	55,2	66,37	88	17
9	S100009N	1	16	50	35	26,9	D100009N	3	16	50	65	41,15	T100009N	5	20	50	95	55,2	74,27	96	17
10	S100010N	1	16	55	35	26,9	D100010N	3	16	56	65	41,15	T100010N	5	20	56	95	55,2	82,19	104	17
11	S100011N	1	16	61	40	31,9	D100011N	3	20	64	70	46,15	T100011N	5	25	64	100	60,2	90,14	112	17
12	S100012N	1	16	69	40	31,9	D100012N	3	20	72	70	46,15	T100012N	5	25	72	100	60,2	98,14	120	17
13	S100013N	1	16	78	40	31,9	D100013N	3	20	80	70	46,15	T100013N	5	25	80	100	60,2	106,12	128	17
14	S100014N	1	16	84	40	31,9	D100014N	3	20	88	70	46,15	T100014N	5	25	88	100	60,2	114,15	136	17
15	S100015N	1	16	92	40	31,9	D100015N	3	20	96	70	46,15	T100015N	5	25	96	100	60,2	122,17	144	17
16	S100016N	1	20	100	45	36,9	D100016N	3	20	104	70	46,15	T100016N	5	30	104	100	60,2	130,20	152	17
17	S100017N	1	20	100	45	36,9	D100017N	3	20	112	70	46,15	T100017N	5	30	112	100	60,2	138,22	160	17
18	S100018N	1	20	100	45	36,9	D100018N	3	20	120	70	46,15	T100018N	5	30	120	100	60,2	146,28	168	17
19	S100019N	1	20	100	45	36,9	D100019N	3	20	128	70	46,15	T100019N	5	30	128	100	60,2	154,33	176	17
20	S100020N	1	20	125	45	36,9	D100020N	3	25	130	70	46,15	T100020N	5	30	130	100	60,2	162,38	184	17
21	S100021N	2	20	125	50	41,9	D100021N	4	25	138	70	46,15	T100021N	6	30	138	100	60,2	170,43	192	17
22	S100022N	2	20	125	50	41,9	D100022N	4	25	138	70	46,15	T100022N	6	30	138	100	60,2	178,48	200	17
23	S100023N	2	20	125	50	41,9	D100023N	4	25	138	70	46,15	T100023N	6	30	138	100	60,2	186,53	208	17
24	S100024N	2	20	125	50	41,9	D100024N	4	25	138	70	46,15	T100024N	6	30	138	100	60,2	194,59	216	17
25	S100025N	2	20	125	50	41,9	D100025N	4	25	138	70	46,15	T100025N	6	30	138	100	60,2	202,66	224	17
26	S100026N	2	20	125	50	41,9	D100026N	4	25	138	70	46,15	T100026N	6	30	138	100	60,2	210,72	232	17
27	S100027N	2	20	125	50	41,9	D100027N	4	25	138	70	46,15	T100027N	6	30	138	100	60,2	218,79	240	17
28	S100028N	2	20	125	50	41,9	D100028N	4	25	138	70	46,15	T100028N	6	30	138	100	60,2	226,85	248	17
29	S100029N	2	20	125	50	41,9	D100029N	4	25	138	70	46,15	T100029N	6	30	138	100	60,2	234,92	257	17
30	S100030N	2	20	125	50	41,9	D100030N	4	25	138	70	46,15	T100030N	6	30	138	100	60,2	243,00	265	17
31	S100031N	2	25	125	50	41,9	D100031N	4	25	138	70	46,15	T100031N	6	30	138	100	60,2	251,08	273	17
32	S100032N	2	25	125	50	41,9	D100032N	4	25	138	70	46,15	T100032N	6	30	138	100	60,2	259,13	281	17
33	S100033N	2	25	125	50	41,9	D100033N	4	25	138	70	46,15	T100033N	6	30	138	100	60,2	267,21	289	17
34	S100034N	2	25	125	50	41,9	D100034N	4	25	138	70	46,15	T100034N	6	30	138	100	60,2	275,28	297	17
35	S100035N	2	25	125	50	41,9	D100035N	4	25	138	70	46,15	T100035N	6	30	138	100	60,2	283,36	305	17
36	S100036N	2	25	125	50	41,9	D100036N	4	25	138	70	46,15	T100036N	6	30	138	100	60,2	291,44	313	17
37	S100037N	2	25	125	50	41,9	D100037N	4	25	138	70	46,15	T100037N	6	30	138	100	60,2	299,51	321	17
38	S100038N	2	25	125	50	41,9	D100038N	4	25	138	70	46,15	T100038N	6	30	138	100	60,2	307,59	329	17
39	S100039N	2	25	125	50	41,9	D100039N	4	25	138	70	46,15	T100039N	6	30	138	100	60,2	315,67	337	17
40	S100040N	2	25	125	50	41,9	D100040N	4	25	138	70	46,15	T100040N	6	30	138	100	60,2	323,75	345	17
42	S100042N	2	25	125	70	61,9	D100042N	4	25	148	80	56,15	T100042N	6	30	158	100	60,2	339,90	361	17
45	S100045N	2	25	125	70	61,9	D100045N	4	25	148	80	56,15	T100045N	6	30	158	100	60,2	364,13	386	17
46	S100046N	2	25	125	70	61,9	D100046N	4	30	148	80	56,15	T100046N	6	30	158	100	60,2	372,21	394	17
48	S100048N	2	25	125	70	61,9	D100048N	4	30	148	80	56,15	T100048N	6	30	158	100	60,2	388,36	410	17
50	S100050N	2	25	125	70	61,9	D100050N	4	30	148	80	56,15	T100050N	6	30	158	100	60,2	404,52	426	17
54	S100054N	2	30	125	70	61,9	D100054N	4	30	158	90	66,15	T100054N	6	40	178	110	70,2	436,85	459	17
57	S100057N	2	30	125	70	61,9	D100057N	4	30	158	90	66,15	T100057N	6	40	178	110	70,2	461,07	483	17
60	S100060N	2	30	138	80	71,9	D100060N	4	30	158	90	66,15	T100060N	6	40	178	110	70,2	485,32	507	17
65	S100065N	2	30	138	80	71,9	D100065N	4	30	158	90	66,15	T100065N	6	40	178	110	70,2	525,73	548	17
70	S100070N	2	30	138	80	71,9	D100070N	4	30	158	90	66,15	T100070N	6	40	178	110	70,2	566,14	588	17
76	S100076N	2	30	138	80	71,9	D100076N	4	30	158	90	66,15	T100076N	6	40	178	110	70,2	614,65	636	17
95	S100095N	2	30	138	80	71,9	D100095N	4	30	158	90	66,15	T100095N	6	40	178	110	70,2	768,22	790	17
114	S100114N	2	30	138	80	71,9	D100114N	4	40	158	90	66,15	T100114N	7	40	178	110	70,2	921,81	944	17

STØBEJERN / CAST IRON / GRAUGUSS

Fig. 7: Med eger/With arms/Mit Speicher

30	S100030G	7	29	110	65	56,9	D100030G	7	39	125	75	51,15	T100030G	7	39	145	90	60,2	243,00	265	17
38	S100038G	7	29	110	65	56,9	D100038G	7	39	140	75	51,15	T100038G	7	44	160	100	60,2	307,59	329	17
45	S100045G	7	29	125	70	61,9	D100045G	7	39	148	75	51,15	T100045G	7	44	160	100	60,2	364,13	386	17
57	S100057G	7	34	125	70	61,9	D100057G	7	39	160	90	66,15	T100057G	7	44	165	100	60,2	461,07	483	17
76	S100076G	7	34	140	80	71,9	D100076G	7	39	175	95	71,15	T100076G	7	44	200	110	70,2	614,65	636	17
95	S100095G	7	39	140	80	71,9	D100095G	7	44	175	95	71,15	T100095G	7	49	200	110	70,2	768,22	790	17
114	S100114G	7	39	150	80	~70	D100114G	7	44	175	95	71,15	T100114G	7	49	200	115	75,2	921,81	944	17



SIMPLEX B = 18,5

DUPLEX B = 54,6

TRIPLEX B = 91,0

Z	Best. nr. Part No	Fig.	Dø	Dn	L	C	Best. nr. Part No	Fig.	Dø	Dn	L	C	Best. nr. Part No	Fig.	Dø	Dn	L	C	Dp	E	t
8	S114008N	1	20	53	40	30,75	D114008N	3	20	53	75	47,7	T114008N	5	20	53	110	64,5	82,96	110	20
9	S114009N	1	20	63	40	30,75	D114009N	3	20	63	75	47,7	T114009N	5	20	63	110	64,5	92,84	120	20
10	S114010N	1	20	70	40	30,75	D114010N	3	20	70	75	47,7	T114010N	5	20	70	110	64,5	102,74	130	20
11	S114011N	1	20	77	45	35,75	D114011N	3	20	80	80	52,7	T114011N	5	20	80	115	69,5	112,68	140	20
12	S114012N	1	20	88	45	35,75	D114012N	3	20	90	80	52,7	T114012N	5	20	90	115	69,5	122,68	150	20
13	S114013N	1	20	98	45	35,75	D114013N	3	20	100	80	52,7	T114013N	5	20	100	115	69,5	132,65	160	20
14	S114014N	1	20	108	45	35,75	D114014N	3	20	110	80	52,7	T114014N	5	20	110	115	69,5	142,68	170	20
15	S114015N	1	20	118	45	35,75	D114015N	3	20	120	80	52,7	T114015N	5	20	120	115	69,5	152,72	180	20
16	S114016N	2	25	118	50	40,75	D114016N	4	25	118	80	52,7	T114016N	6	25	118	115	69,5	162,75	190	20
17	S114017N	2	25	118	50	40,75	D114017N	4	25	118	80	52,7	T114017N	6	25	118	115	69,5	172,75	200	20
18	S114018N	2	25	118	50	40,75	D114018N	4	25	118	80	52,7	T114018N	6	25	118	115	69,5	182,85	210	20
19	S114019N	2	25	118	50	40,75	D114019N	4	25	118	80	52,7	T114019N	6	25	118	115	69,5	192,91	220	20
20	S114020N	2	25	118	50	40,75	D114020N	4	25	118	80	52,7	T114020N	6	25	118	115	69,5	202,98	230	20
21	S114021N	2	25	158	55	45,75	D114021N	4	25	158	80	52,7	T114021N	6	25	158	115	69,5	213,04	240	20
22	S114022N	2	25	158	55	45,75	D114022N	4	25	158	80	52,7	T114022N	6	25	158	115	69,5	223,17	250	20
23	S114023N	2	25	158	55	45,75	D114023N	4	25	158	80	52,7	T114023N	6	25	158	115	69,5	233,17	260	20
24	S114024N	2	25	158	55	45,75	D114024N	4	25	158	80	52,7	T114024N	6	25	158	115	69,5	243,23	270	20
25	S114025N	2	25	158	55	45,75	D114025N	4	25	158	80	52,7	T114025N	6	25	158	115	69,5	253,22	280	20
26	S114026N	2	25	158	55	45,75	D114026N	4	25	158	80	52,7	T114026N	6	25	158	115	69,5	263,40	290	20
27	S114027N	2	25	158	55	45,75	D114027N	4	25	158	80	52,7	T114027N	6	25	158	115	69,5	273,49	300	20
28	S114028N	2	25	158	55	45,75	D114028N	4	25	158	80	52,7	T114028N	6	25	158	115	69,5	283,56	311	20
29	S114029N	2	25	158	55	45,75	D114029N	4	25	158	80	52,7	T114029N	6	25	158	115	69,5	293,65	321	20
30	S114030N	2	25	158	55	45,75	D114030N	4	25	158	80	52,7	T114030N	6	25	158	115	69,5	303,75	331	20
31	S114031N	2	25	158	55	45,75	D114031N	4	25	158	80	52,7	T114031N	6	30	158	115	69,5	313,85	341	20
32	S114032N	2	25	158	55	45,75	D114032N	4	25	158	80	52,7	T114032N	6	30	158	115	69,5	323,91	351	20
33	S114033N	2	25	158	55	45,75	D114033N	4	25	158	80	52,7	T114033N	6	30	158	115	69,5	334,01	361	20
34	S114034N	2	25	158	55	45,75	D114034N	4	25	158	80	52,7	T114034N	6	30	158	115	69,5	344,10	371	20
35	S114035N	2	25	158	55	45,75	D114035N	4	25	158	80	52,7	T114035N	6	30	158	115	69,5	354,20	381	20
36	S114036N	2	25	158	55	45,75	D114036N	4	25	158	80	52,7	T114036N	6	30	158	115	69,5	364,30	391	20
37	S114037N	2	25	158	55	45,75	D114037N	4	30	158	80	52,7	T114037N	6	30	158	115	69,5	374,39	401	20
38	S114038N	2	25	158	55	45,75	D114038N	4	30	158	80	52,7	T114038N	6	30	158	115	69,5	384,49	411	20
39	S114039N	2	25	158	55	45,75	D114039N	4	30	158	80	52,7	T114039N	6	30	158	115	69,5	394,59	421	20
40	S114040N	2	25	158	55	45,75	D114040N	4	30	158	80	52,7	T114040N	6	30	158	115	69,5	404,69	432	20
42	S114042N	2	30	158	70	60,75	D114042N	4	30	168	90	62,7	T114042N	6	40	178	115	69,5	428,88	452	20
45	S114045N	2	30	158	70	60,75	D114045N	4	30	168	90	62,7	T114045N	6	40	178	115	69,5	455,17	482	20
46	S114046N	2	30	158	70	60,75	D114046N	4	30	168	90	62,7	T114046N	6	40	178	115	69,5	465,26	492	20
48	S114048N	2	30	158	70	60,75	D114048N	4	30	168	90	62,7	T114048N	6	40	178	115	69,5	485,46	513	20
50	S114050N	2	30	158	70	60,75	D114050N	4	30	168	90	62,7	T114050N	6	40	178	115	69,5	505,65	533	20
54	S114054N	2	30	158	70	60,75	D114054N	4	30	168	90	62,7	T114054N	6	40	178	115	69,5	546,07	573	20
57	S114057N	2	30	158	80	70,75	D114057N	4	30	168	100	72,7	T114057N	6	40	178	125	79,5	576,36	603	20
60	S114060N	2	30	158	80	70,75	D114060N	4	30	168	100	72,7	T114060N	6	40	178	125	79,5	606,65	634	20
65	S114065N	2	30	158	80	70,75	D114065N	4	30	168	100	72,7	T114065N	6	40	178	125	79,5	657,16	684	20
70	S114070N	2	30	158	80	70,75	D114070N	4	30	168	100	72,7	T114070N	6	40	178	125	79,5	707,67	735	20
76	S114076N	2	30	158	90	80,75	D114076N	4	30	168	100	72,7	T114076N	6	40	198	140	94,5	768,32	795	20
95	S114095N	2	30	158	90	80,75	D114095N	4	30	168	100	72,7	T114095N	6	40	198	140	94,5	960,28	988	20
114	S114114N	2	40	158	90	80,75	D114114N	4	40	168	100	72,7	T114114N	6	40	198	140	94,5	1152,26	1180	20

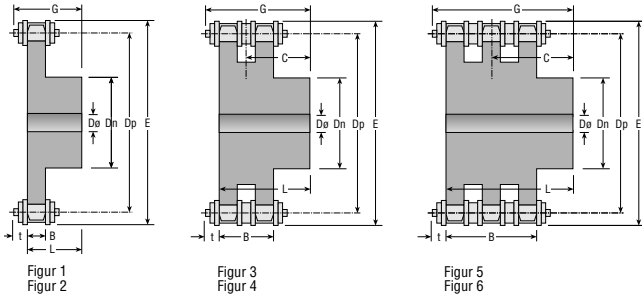
STØBEJERN / CAST IRON / GRAUGUSS

Fig. 7: Med eger/With arms/Mit Speicher

30	S114030G	7	34	115	70	60,75	D114030G	7	39	130	80	62,7	-	-	-	-	-	-	303,75	311	20
38	S114038G	7	34	125	70	60,75	D114038G	7	44	140	90	62,7	T114038G	7	55	170	110	64,5	384,49	411	20
45	S114045G	7	34	125	70	60,75	D114045G	7	44	140	90	62,7	-	-	-	-	-	-	455,17	482	20
57	S114057G	7	39	135	80	70,75	D114057G	7	49	160	100	72,7	T114057G	7	62	180	125	79,5	576,36	603	20
76	S114076G	7	49	140	90	80,75	D114076G	7	55	180	100	72,7	-	-	-	-	-	-	768,32	795	20

1 1/2" X 1"
38,1 X 25,4 MM
Ø 25,4 MM

24B
1 1/2"



SIMPLEX B = 24,1

DUPLEX B = 72,0

TRIPLEX B = 120,3

Z	Best. nr. Part No Best. Nr.	Fig.	Dø	Dn	L	C	Best. nr. Part No Best. Nr.	Fig.	Dø	Dn	L	C	Best. nr. Part No Best. Nr.	Fig.	Dø	Dn	L	C	Dp	E	t
8	SI12008N	1	20	58	45	32,95	DI12008N	3	25	58	95	59	T112008N	5	25	58	140	79,85	99,55	136	27
9	SI12009N	1	20	70	45	32,95	DI12009N	3	25	70	95	59	T112009N	5	25	70	140	79,85	111,40	148	27
10	SI12010N	1	20	80	45	32,95	DI12010N	3	25	80	95	59	T112010N	5	25	80	140	79,85	123,29	160	27
11	SI12011N	1	25	90	50	37,95	DI12011N	3	25	90	100	64	T112011N	5	25	90	150	89,85	135,21	172	27
12	SI12012N	1	25	102	50	37,95	DI12012N	3	25	102	100	64	T112012N	5	25	102	150	89,85	147,22	184	27
13	SI12013N	1	25	115	50	37,95	DI12013N	3	25	115	100	64	T112013N	5	25	115	150	89,85	159,18	196	27
14	SI12014N	2	20	115	50	37,95	DI12014N	4	25	115	100	64	T112014N	6	25	115	150	89,85	171,22	208	27
15	SI12015N	2	20	115	50	37,95	DI12015N	4	25	115	100	64	T112015N	6	25	115	150	89,85	183,26	220	27
16	SI12016N	2	25	134	55	42,95	DI12016N	4	25	115	100	64	T112016N	6	25	115	150	89,85	195,30	232	27
17	SI12017N	2	25	134	55	42,95	DI12017N	4	25	115	100	64	T112017N	6	25	158	150	89,85	207,34	244	27
18	SI12018N	2	25	134	55	42,95	DI12018N	4	25	158	100	64	T112018N	6	25	158	150	89,85	219,42	256	27
19	SI12019N	2	25	134	55	42,95	DI12019N	4	25	158	100	64	T112019N	6	25	158	150	89,85	231,49	256	27
20	SI12020N	2	25	134	55	42,95	DI12020N	4	25	158	100	64	T112020N	6	25	158	150	89,85	243,57	280	27
21	SI12021N	2	25	158	60	47,95	DI12021N	4	25	158	100	64	T112021N	6	30	158	150	89,85	255,65	292	27
22	SI12022N	2	25	158	60	47,95	DI12022N	4	25	158	100	64	T112022N	6	30	158	150	89,85	267,73	304	27
23	SI12023N	2	25	158	60	47,95	DI12023N	4	25	158	100	64	T112023N	6	30	158	150	89,85	279,80	316	27
24	SI12024N	2	25	158	60	47,95	DI12024N	4	25	158	100	64	T112024N	6	30	158	150	89,85	291,88	328	27
25	SI12025N	2	25	158	60	47,95	DI12025N	4	25	158	100	64	T112025N	6	30	158	150	89,85	304,00	340	27
26	SI12026N	2	30	158	60	47,95	DI12026N	4	30	158	100	64	T112026N	6	30	158	150	89,85	316,08	352	27
27	SI12027N	2	30	158	60	47,95	DI12027N	4	30	158	100	64	T112027N	6	30	158	150	89,85	328,19	364	27
28	SI12028N	2	30	158	60	47,95	DI12028N	4	30	158	100	64	T112028N	6	30	158	150	89,85	340,27	376	27
29	SI12029N	2	30	158	60	47,95	DI12029N	4	30	158	100	64	T112029N	6	30	158	150	89,85	352,38	388	27
30	SI12030N	2	30	158	60	47,95	DI12030N	4	30	158	100	64	T112030N	6	30	158	150	89,85	364,50	400	27
31	SI12031N	2	30	158	60	47,95	DI12031N	4	30	178	100	64	T112031N	6	30	178	150	89,85	376,62	412	27
32	SI12032N	2	30	158	60	47,95	DI12032N	4	30	178	100	64	T112032N	6	30	178	150	89,85	388,69	424	27
33	SI12033N	2	30	158	60	47,95	DI12033N	4	30	178	100	64	T112033N	6	30	178	150	89,85	400,81	436	27
34	SI12034N	2	30	158	60	47,95	DI12034N	4	30	178	100	64	T112034N	6	30	178	150	89,85	412,93	448	27
35	SI12035N	2	30	158	60	47,95	DI12035N	4	30	178	100	64	T112035N	6	30	178	150	89,85	425,04	460	27
36	SI12036N	2	30	158	60	47,95	DI12036N	4	30	178	100	64	T112036N	6	30	178	150	89,85	437,16	472	27
37	SI12037N	2	30	158	60	47,95	DI12037N	4	30	178	100	64	T112037N	6	30	178	150	89,85	449,27	484	27
38	SI12038N	2	30	158	60	47,95	DI12038N	4	30	178	100	64	T112038N	6	30	178	150	89,85	461,39	496	27
39	SI12039N	2	30	158	60	47,95	DI12039N	4	30	178	100	64	T112039N	6	30	178	150	89,85	473,50	508	27
40	SI12040N	2	30	158	60	47,95	DI12040N	4	30	178	100	64	T112040N	6	30	178	150	89,85	485,62	520	27
42	SI12042N	2	30	158	90	77,95	DI12042N	4	40	178	100	64	T112042N	6	40	198	150	89,85	509,85	544	27
45	SI12045N	2	30	158	90	77,95	DI12045N	4	40	178	100	64	T112045N	6	40	198	150	89,85	546,20	580	27
46	SI12046N	2	30	158	90	77,95	DI12046N	4	40	178	100	64	T112046N	6	40	198	150	89,85	558,32	592	27
48	SI12048N	2	30	158	90	77,95	DI12048N	4	40	178	100	64	T112048N	6	40	198	150	89,85	582,55	616	27
50	SI12050N	2	30	158	90	77,95	DI12050N	4	40	178	100	64	T112050N	6	40	198	150	89,85	606,78	640	27
54	SI12054N	2	30	168	100	87,95	DI12054N	4	40	198	110	74	T112054N	6	40	198	150	89,85	655,28	688	27
57	SI12057N	2	30	168	100	87,95	DI12057N	4	40	198	110	74	T112057N	6	40	198	150	89,85	691,63	724	27
60	SI12060N	2	30	168	100	87,95	DI12060N	4	40	198	110	74	T112060N	6	40	198	150	89,85	727,97	760	27
65	SI12065N	2	40	168	100	87,95	DI12065N	4	40	198	110	74	T112065N	6	40	198	150	89,85	788,59	820	27
70	SI12070N	2	40	168	100	87,95	DI12070N	4	40	198	110	74	T112070N	6	40	198	150	89,85	849,21	880	27
76	SI12076N	2	40	168	100	87,95	DI12076N	4	40	218	120	84	T112076N	6	40	248	150	89,85	921,98	956	27
95	SI12095N	2	40	168	100	87,95	DI12095N	4	40	218	120	84	T112095N	6	40	248	150	89,85	1152,33	1184	27

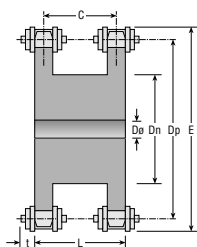
STØBEJERN / CAST IRON / GRAUGUSS

Fig. 7: Med eger/With arms/Mit Speicher

30	SI12030G	7	39	130	85	77,95	-	-	-	-	-	-	-	-	-	-	-	-	364,50	400	27
38	SI12038G	7	44	140	90	77,95	DI12038G	7	44	180	100	64	T112038G	7	62	200	150	89,85	461,39	496	27
45	SI12045G	7	44	140	90	77,95	-	-	-	-	-	-	-	-	-	-	-	-	546,20	580	27
57	SI12057G	7	44	160	100	87,95	DI12057G	7	54	200	110	74	T112057G	7	62	200	150	89,85	691,63	724	27
76	SI12076G	7	44	170	100	87,95	DI12076G	7	54	220	120	84	T112076G	7	69	250	150	89,85	921,98	956	27



DOBBELT FOR TO SIMPLEX RULLEKÆDER
DOUBLE FOR TWO SIMPLEX ROLLER CHAINS
DOPPEL FÜR ZWEI SIMPLEX ROLLENKETTEN



Matr. C45

Kæde/ Chain/Kette	Z	Best. nr. Part No Best. Nr.	TYPEV				Dø	Best. Nr. Part No Best. Nr.	TYPEW					
			Dn	L	C	Dn			L	C	Dø	Dp	E	t
06B 3/8" x 7/32" 9,525 x 5,72 Ø 6,35	15	V038015P	34	22,7	17	12	W038015P	35	23	17,8	10	45,81	55	8
	17	V038017P	41	22,7	17	12	W038017P	41	23	17,8	12	51,83	61	8
	19	V038019P	46	22,7	17	12	W038019P	47	23	17,8	12	57,87	67	8
	21	V038021P	51	22,7	17	12	W038021P	53	23	17,8	15	63,91	73	8
	23	V038023P	58	22,7	17	12	W038023P	60	23	17,8	15	69,95	79	8
	25	V038025P	64	22,7	17	12	W038025P	66	23	17,8	15	76,00	85	8
08B 1/2" x 5/16" 12,7 x 7,75 Ø 8,51	15	V012015P	45	29,0	22	15	W012015P	48	30	23	15	61,09	73	9
	17	V012017P	54	29,0	22	15	W012017P	56	30	23	15	69,11	81	9
	19	V012019P	60	29,0	22	15	W012019P	64	30	23	15	77,16	89	9
	21	V012021P	69	29,0	22	15	W012021P	72	30	23	15	85,22	98	9
	23	V012023P	77	29,0	22	15	W012023P	80	30	23	15	93,27	106	9
	25	V012025P	85	29,0	22	15	W012025P	88	30	23	15	101,33	114	9
10B 5/8" x 3/8" 15,875 x 9,65 Ø 10,16	15	V058015P	57	32,8	24	15	W058015P	60	34	25,2	15	76,36	92	10
	17	V058017P	65	32,8	24	15	W058017P	70	34	25,2	15	86,39	102	10
	19	V058019P	80	32,8	24	20	W058019P	80	34	25,2	20	96,45	112	10
	21	V058021P	85	32,8	24	20	W058021P	90	34	25,2	20	106,52	122	10
	23	V058023P	95	32,8	24	20	W058023P	100	34	25,2	20	116,58	132	10
12B 3/4" x 7/16" 19,05 x 11,68 Ø 12,07	15	V034015P	70	38,6	28	20	W034015P	71	44	33,4	20	91,63	108	11
	17	V034017P	83	38,6	28	20	W034017P	83	44	33,4	20	103,67	120	11
	19	V034019P	90	38,6	28	20	W034019P	95	44	33,4	20	115,75	132	11
	21	V034021P	105	38,6	28	25	W034021P	107	44	33,4	25	127,82	144	11
16B 1" x 17,02 25,4 x 17,02 Ø 15,88	15	V100015P	97	67,4	52	25	W100015P	96	68	52,5	20	122,17	144	17
	17	V100017P	113	67,4	52	30	W100017P	112	68	52,5	25	138,22	160	17
	19	V100019P	124	67,4	52	30	W100019P	128	68	52,5	30	154,33	176	17
	21	V100021P	140	67,4	52	30	W100021P	144	68	52,5	30	170,43	192	17



BÆLTEHJUL

SPROCKETS FOR FLAT TOP CONVEYOR CHAINS

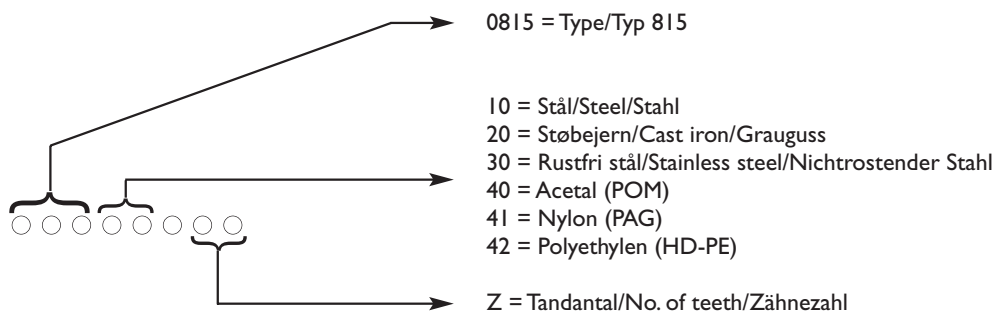
SCHARNIERBANDKETTENRÄDER

Leveringsprogram	Side
Product Range	Page
Lieferprogramm	Seite
Støbejern/Cast iron/Grauguss	127
Stål/Steel/Stahl	128
Acetal	128
Nylon	128
Polyethylen	128

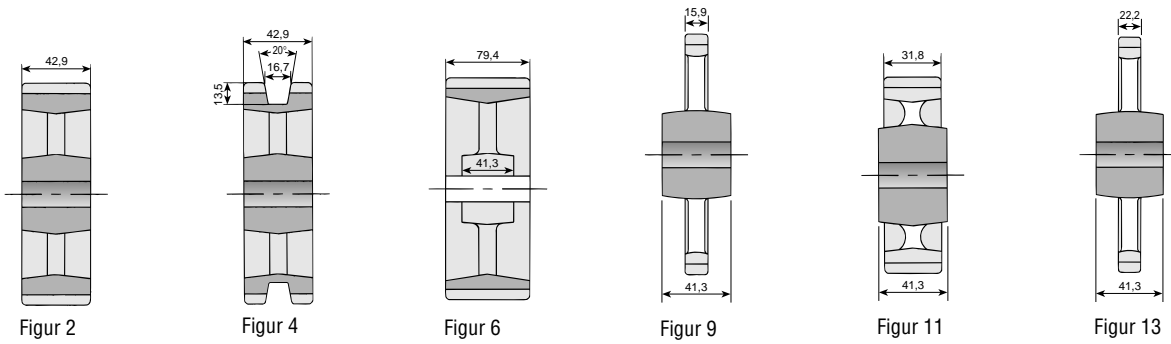
**Mål og materialeangivelser er med forbehold.
All dimensions and materials may be subject to change.
Mass- und Materialabweichungen vorbehalten.**

Type: 815 - 820 - 821 - 821RO - 880 - 881 - 882 - 1700 - 2600 - 2700 - 2800

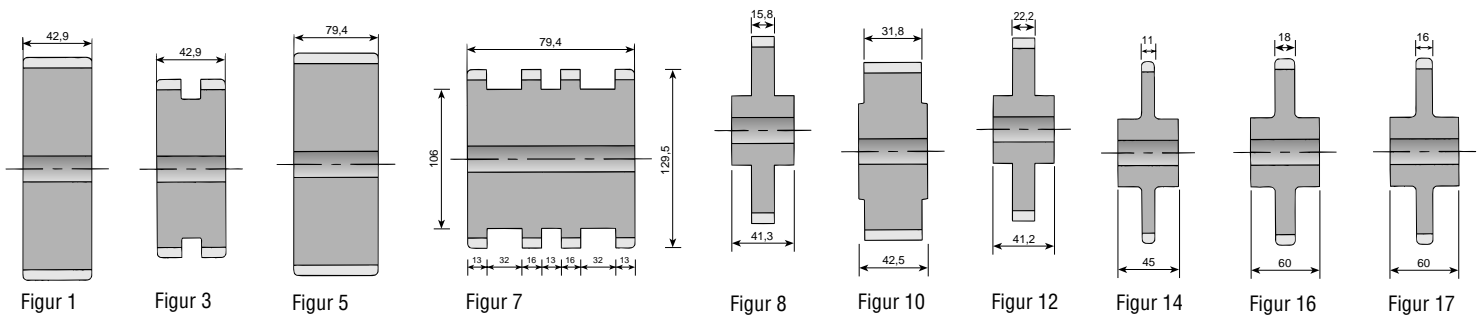
Bestillingskode/Code key/Bestellungskode



Rustfri stål på forespørgsel.
 Stainless steel on request.
 Nichtrostender Stahl auf anfrage.



Z	Best. Nr. Part No Best. Nr.	Fig.	Forboring Pilot bore Vorböhrung	Max. ud boring Max. bore Max. bohrung	Middel dia. Pitch Dia. Teilkreis Ø	Udvendig dia. Outside Dia. Aussen Dm. Ø	Bund dia. Root dia. Fuss Dm. Ø
19	OS152019	2	16	32	117,1	117,3	104,1
21	OS152021	2	16	45	129,2	130,1	116,0
23	OS152023	2	16	45	141,2	142,0	128,0
25	OS152025	2	16	50	153,2	153,9	140,0
19	OS202019	4	16	32	117,1	117,3	104,1
21	OS202021	4	16	45	129,2	130,1	116,0
23	OS202023	4	16	45	141,2	142,0	128,0
25	OS202025	4	16	50	153,2	153,9	140,0
21	OS212021	6	16	45	129,2	129,5	116,0
23	OS212023	6	16	45	141,2	141,5	128,0
25	OS212025	6	16	45	153,2	154,5	140,0
9	OS802009	9	16	45	110,0	111,4	95,8
10	OS802010	9	16	45	122,4	123,3	107,7
11	OS802011	9	16	45	134,9	135,2	119,6
12	OS802012	9	16	60	147,2	147,3	131,6
19	OS812019	11	16	45	117,1	117,3	104,1
21	OS812021	11	16	45	129,2	130,1	116,0
23	OS812023	11	16	45	141,2	142,0	128,0
25	OS812025	11	16	45	153,2	153,9	140,0
9	OS822009	13	16	45	111,4	112,4	91,8
10	OS822010	13	16	45	123,3	125,0	103,7
11	OS822011	13	16	45	135,2	137,4	115,6
12	OS822012	13	16	45	147,2	149,9	127,6



Z	Stål/Steel/Stahl	Acetal	Nylon	Polyethylen	Fig.	Forboring Pilot bore Vorbereitung	Max. ud-boring Max. bore Max. Bohrung	Middel dia. Pitch Dia. Teilkreis Ø	Ud-vendig dia. Outside dia. Aussen Dm. Ø	Bund dia. Root Dia. Fuss Dm Ø
Best. nr. / Part No / Best. Nr.										
19	08151019	08154019	08154119	08154219	1	16	60	117,1	117,3	104,1
21	08151021	08154021	08154121	08154221	1	16	65	129,2	130,1	116,0
23	08151023	08154023	08154123	08154223	1	16	70	141,2	142,0	128,0
25	08151025	08154025	08154125	08154225	1	16	70	153,2	153,9	140,0
27	08151027	08154027	08154127	08154227	1	16	70	165,2	166,6	152,0
29	08151029	08154029	08154129	08154229	1	16	70	177,2	179,0	164,0
31	08151031	08154031	08154131	08154231	1	16	70	189,3	191,3	176,1
19	08201019	08204019	08204119	08204219	3	16	60	117,1	117,3	104,1
21	08201021	08204021	08204121	08204221	3	16	65	129,2	130,1	116,0
23	08201023	08204023	08204123	08204223	3	16	75	141,2	142,0	128,0
25	08201025	08204025	08204125	08204225	3	16	80	153,2	153,9	140,0
27	08201027	08204027	08204127	08204227	3	16	80	165,2	166,6	152,0
29	08201029	08204029	08204129	08204229	3	16	80	177,2	179,0	164,0
31	08201031	0820,031	08204131	08204231	3	16	80	189,3	191,3	176,1
19	08211019	08214019	08214119	08214219	5	16	60	117,1	117,3	104,1
21	08211021	08214021	08214121	08214221	5	16	65	129,2	129,5	116,0
23	08211023	08214023	08214123	08214223	5	16	70	141,2	141,5	128,0
25	08211025	08214025	08214125	08214225	5	16	70	153,2	154,5	140,0
27	08211027	08214027	08214127	08214227	5	16	70	165,2	166,6	152,0
29	08211029	08214029	08214129	08214229	5	16	70	177,2	179,0	164,0
31	08211031	08214031	08214131	08214231	5	16	70	189,3	191,3	176,1
21		R8214021	R8214121		7	16	20	129,2	129,5	116,0
9	08801009	08804009	08804109		8	16	45	110,0	111,4	95,8
10	08801010	08804010	08804110		8	16	45	122,4	123,3	107,7
11	08801011	08804011	08804111		8	16	45	134,9	135,2	119,6
12	08801012	08804012	08804112		8	16	60	147,2	147,3	131,6
13	08801013	08804013	08804113		8	16	60	159,2	159,8	143,6
15	08801015	08804015	08804115		8	16	60	183,3	184,4	167,6
19	08811019	08814019	08814119	08814219	10	16	60	117,1	117,3	104,1
21	08811021	08814021	08814121	08814221	10	16	65	129,2	130,1	116,0
23	08811023	08814023	08814123	08814223	10	16	70	141,2	142,0	128,0
25	08811025	08814025	08814125	08814225	10	16	70	153,2	153,9	140,0
27	08811027	08814027	08814127	08814227	10	16	70	165,2	166,6	152,0
29	08811029	08814029	08814129	08814229	10	16	70	177,2	179,0	164,0
31	08811031	08814031	08814131	08814231	10	16	70	189,3	191,3	176,1
9	08821009	08824009	08824109		12	16	45	111,4	112,4	91,8
10	08821010	08824010	08824110		12	16	45	123,3	125,0	103,7
11	08821011	08824011	08824111		12	16	45	135,2	137,4	115,6
12	08821012	08824012	08824112		12	16	60	147,2	149,9	127,6
13	08821013	08824013	08824113		12	16	60	159,2	162,3	139,6
15	08821015	08824015	08824115		12	16	60	183,3	186,9	163,6
8	17001008	17004008	17004108		14	16	40	130,6	133,0	105,0
10	17001010	17004010	17004110		14	16	60	161,8	165,1	136,8
13	17001013	17004013	17004113		14	16	60	209,1	214,0	186,2
6	26001006	26004006	26004106		15	16	40	127,0	129,0	98,6
8	26001008	26004008	26004108		15	16	50	166,0	174,0	137,5
10	26001010	26004010	26004110		15	16	50	205,5	215,0	177,0
8	27001008	27004008	27004108		16	16	60	182,9	184,0	73,5
6	28001006	28004006	28004106		17	16	40	165,0	179,0	128,0
8	28001008	28004008	28004108		17	16	50	216,0	230,0	179,0
10	28001010	28004010	28004110		17	16	50	267,0	281,0	230,0



JUSTERBARE MOTORSLÆDER
ADJUSTABLE MOTOR MOUNTINGS
VERSTELLBARE MOTORSCHLITTEN

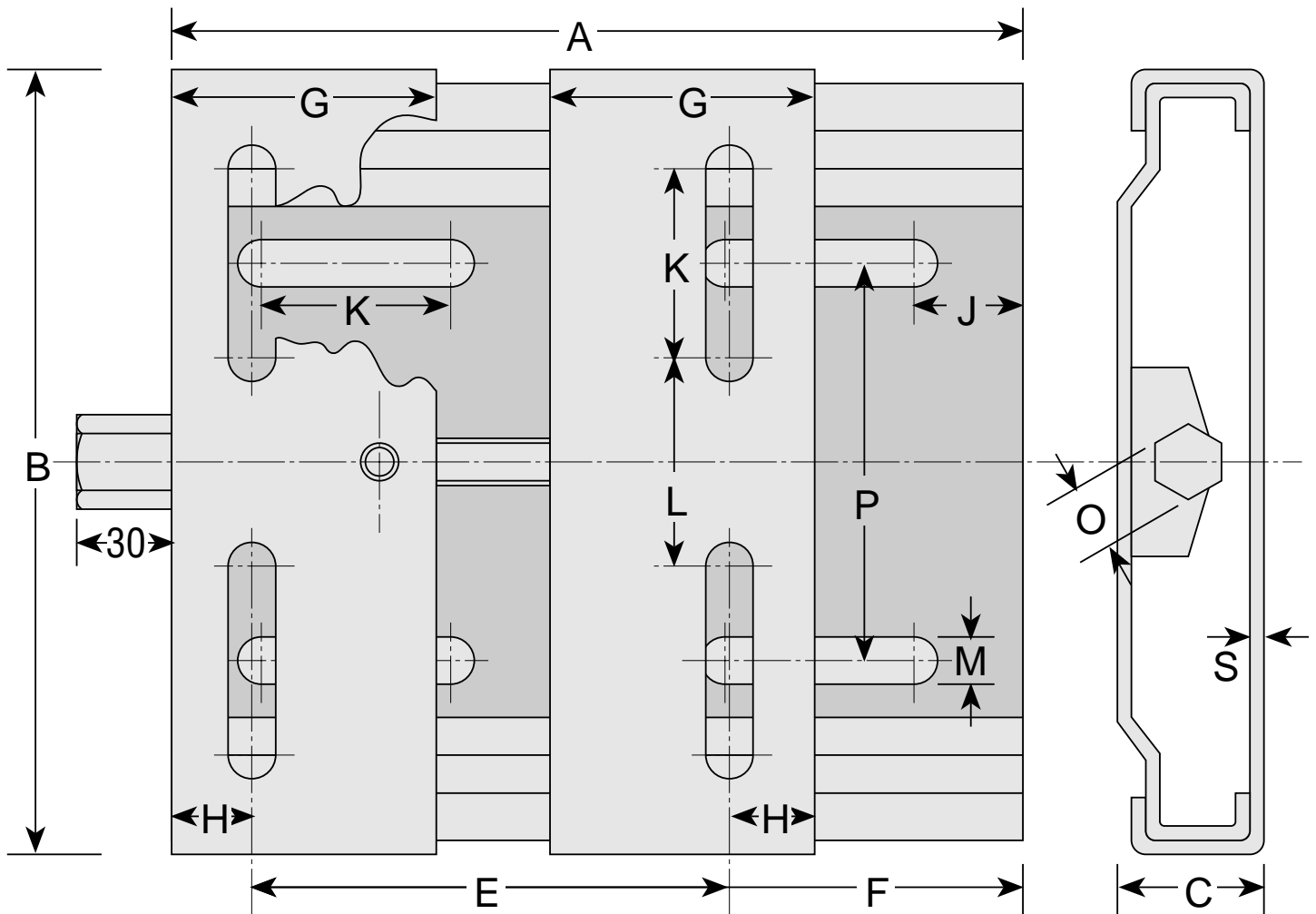
Leveringsprogram	Side
Product Range	Page
Lieferprogramm	Seite
Justerbare Motorslæder	
Adjustable Motor Mountings	
Verstellbare Motorschlitten	130

Mål og materialeangivelser er med forbehold.
All dimensions and materials may be subject to change.
Mass- und Materialabweichungen vorbehalten.




D4

JUSTERBARE MOTORSLÆDER
ADJUSTABLE MOTOR MOUNTINGS
VERSTELLBARE MOTORSCHLITTEN



Type Type Typ	Best. Nr. Part No Best. Nr.	A	B	C	E Min.	E Max.	G	H	J	K	L	M	O	P	S	Vægt Weight Gewicht
22	FI22	210	195	33	100	170	70	20	25	50	43	10.5	19	98	3	2,2 kg
25	FI25	270	195	33	100	230	70	20	25	50	43	10.5	19	98	3	2,8 kg
40	FI40	430	290	40	140	380	95	27	29	62.5	90	12.5	22	165	4	7,5 kg
50	FI50	490	410	40	254	410	95	40	30	60	193	15	22	142/284	4	10,8 kg

Type Type Typ		63M	71M	80M	90S	90L	100L	112M	132S	132M	160M	160L	180M	180L
22	E	100	112	125										
	F	70	58	45										
25	E	100	112	125	140	140	160	190	216					
	F	130	118	105	90	90	70	40	14					
40	E				140	140	160	190	216	216	254			
	F				240	240	220	190	164	164	126			
50	E										254	254	279	279
	F										156	156	131	131





KRONEN - KVALITETSMÆRKET PÅ ALLE IPL-PRODUKTER

Erfarne medarbejdere på alle niveauer medvirker til produkternes fortsatte høje kvalitet.
Det betyder f.eks., at hvert enkelt produkt gennemgår en særskilt kvalitetskontrol.
Højteknologiske produktionsprocesser sikrer en hidtil ukendt ensartethed i virksomhedens produkter, og IPL er - blandt få producenter - i stand til at garantere kunderne samme kvalitetsstandard flere år frem.

THE CROWN - SYMBOL OF QUALITY ON ALL IPL PRODUCTS

Experienced employees at all levels cooperate in ensuring the continuing high quality of our products. Every single product, for example, passes through its own quality control.
High-technology production processes ensure a hitherto unknown consistency in the company's products. IPL is one of the few manufacturers able to guarantee its customers the same standard of quality for years into the future.

DIE KRONE - DAS QUALITÄTSZEICHEN ALLER IPL-PRODUKTE

Erfahrene Mitarbeiter in allen Bereichen tragen dazu bei, daß die Produkte sich immer auf höchstem Qualitätsniveau befinden.
Dies bedeutet z.B., daß jedes einzelne Produkt einer besonderen Qualitätskontrolle unterzogen wird.
Hochtechnologische Produktionsprozesse sichern eine bisher unbekannte Gleichartigkeit der Produkte des Unternehmens - IPL gehört zu den wenigen Produzenten, die in der Lage sind, über Jahre hinaus den gleichen Qualitätsstandard zu garantieren.



IPL-TRANSMISSION A/S

Nylandsvej 5
DK-6940 Lem St.
Tlf.: +45 97 34 12 00
Fax: +45 97 34 15 40